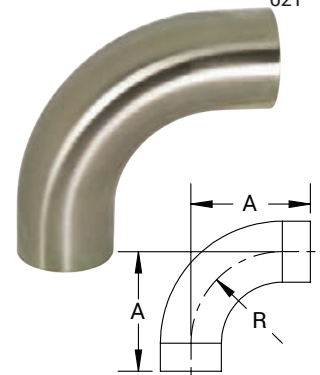


### Weld Elbows

#### 90° Weld Elbows with Tangents - B2S

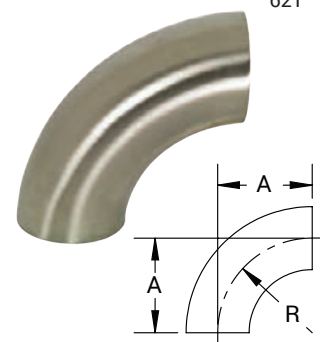


Tube O.D.	A (in)	R (in)	Nominal Wall (in)	304 Stainless Steel Part #	316L Stainless Steel Part #
1/2"	3.00	1.13	.065	B2S-G50P	B2S-R50P
3/4"	3.00	1.13	.065	B2S-G75P	B2S-R75P
1"	2.06	1.50	.065	B2S-G100P	B2S-R100P
1-1/2"	2.94	2.25	.065	B2S-G150P	B2S-R150P
2"	4.06	3.00	.065	B2S-G200P	B2S-R200P
2-1/2"	5.19	3.75	.065	B2S-G250P	B2S-R250P
3"	6.31	4.50	.065	B2S-G300P	B2S-R300P
4"	8.31	6.00	.083	B2S-G400P	B2S-R400P
6"	12.46	9.00	.109	B2S-G600P	B2S-R600P



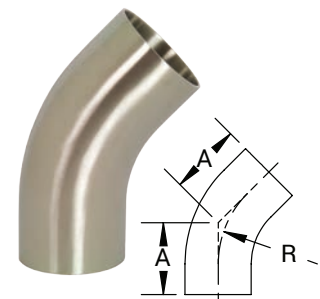
#### 90° Weld Elbows - B2WCL

Tube O.D.	A (in)	R (in)	Nominal Wall (in)	304 Stainless Steel Part #	316L Stainless Steel Part #
1/2"	1.13	1.13	.065	---	B2WCL-R50P
3/4"	1.13	1.13	.065	---	B2WCL-R75P
1"	1.50	1.50	.065	B2WCL-G100P	B2WCL-R100P
1-1/2"	2.25	2.25	.065	B2WCL-G150P	B2WCL-R150P
2"	3.00	3.00	.065	B2WCL-G200P	B2WCL-R200P
2-1/2"	3.75	3.75	.065	B2WCL-G250P	B2WCL-R250P
3"	4.50	4.50	.065	B2WCL-G300P	B2WCL-R300P
4"	6.00	6.00	.083	B2WCL-G400P	B2WCL-R400P
6"	9.00	9.00	.109	B2WCL-G600P	B2WCL-R600P
8"	12.00	12.00	.109	B2WCL-G800P	B2WCL-R800P
10"	15.00	15.00	.120	B2WCL-G1000P	B2WCL-R1000P
12"	18.00	18.00	.120	---	B2WCL-R1200P



#### 45° Weld Elbows with Tangents - B2KS

Tube O.D.	A (in)	R (in)	Nominal Wall (in)	304 Stainless Steel Part #	316L Stainless Steel Part #
1/2"	2.25	1.13	.065	---	B2KS-R50P
3/4"	2.25	1.13	.065	---	B2KS-R75P
1"	1.19	1.50	.065	B2KS-G100P	B2KS-R100P
1-1/2"	1.63	2.25	.065	B2KS-G150P	B2KS-R150P
2"	2.31	3.00	.065	B2KS-G200P	B2KS-R200P
2-1/2"	3.00	3.75	.065	B2KS-G250P	B2KS-R250P
3"	3.69	4.50	.065	B2KS-G300P	B2KS-R300P
4"	4.81	6.00	.083	B2KS-G400P	B2KS-R400P



#### 45° Weld Elbows - B2WK

Tube O.D.	A (in)	R (in)	Nominal Wall (in)	304 Stainless Steel Part #	316L Stainless Steel Part #
1/2"	0.47	1.13	.065	---	B2WK-R50P
3/4"	0.47	1.13	.065	---	B2WK-R75P
1"	0.62	1.50	.065	B2WK-G100P	B2WK-R100P
1-1/2"	0.94	2.25	.065	B2WK-G150P	B2WK-R150P
2"	1.25	3.00	.065	B2WK-G200P	B2WK-R200P
2-1/2"	1.56	3.75	.065	B2WK-G250P	B2WK-R250P
3"	1.87	4.50	.065	B2WK-G300P	B2WK-R300P
4"	2.50	6.00	.083	B2WK-G400P	B2WK-R400P
6"	3.75	9.00	.109	B2WK-G600P	B2WK-R600P
8"	4.97	12.00	.109	B2WK-G800P	B2WK-R800P
10"	6.25	15.00	.120	B2WK-G1000P	B2WK-R1000P
12"	7.50	18.00	.120	B2WK-G1200P	B2WK-R1200P

