

Clamp Fittings - Elbows

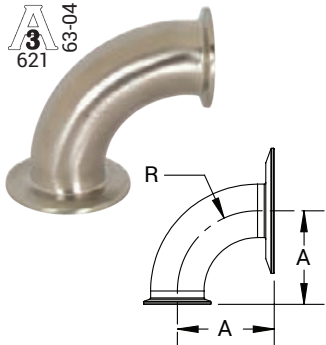
3 63-04  
621



90° Clamp Elbows - B2CMP

Tube O.D.	A (in)	R (in)	304 Stainless Steel Part #	316L Stainless Steel Part #
1/2"	1.63	1.13	---	B2CMP-R50
3/4"	1.63	1.13	---	B2CMP-R75
1/2"	3.50	1.13	---	B2CMPL-R50
3/4"	3.50	1.13	---	B2CMPL-R75
1"	2.00	1.50	B2CMP-G100	B2CMP-R100
1-1/2"	2.75	2.25	B2CMP-G150	B2CMP-R150
2"	3.50	3.00	B2CMP-G200	B2CMP-R200
2-1/2"	4.25	3.75	B2CMP-G250	B2CMP-R250
3"	5.00	4.50	B2CMP-G300	B2CMP-R300
4"	6.63	6.00	B2CMP-G400	B2CMP-R400
6"	9.88	9.00	B2CMP-G600	B2CMP-R600
8"	12.88	12.00	B2CMP-G800	B2CMP-R800
10"	15.88	15.00	B2CMP-G1000	---
12"	18.88	18.00	B2CMP-G1200	---

3 63-04  
621



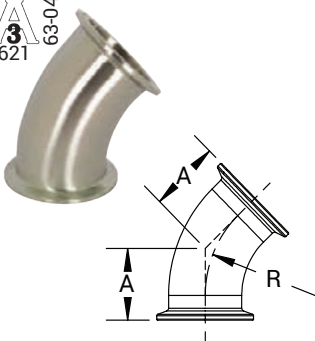
90° Non-Tapered Reducing Clamp Elbows - B2CM31MP

Tube O.D.	A (in)	R (in)	304 Stainless Steel Part #	316L Stainless Steel Part #
2" x 1-1/2"	2.75	2.25	B2CM31MPG200150	B2CM31MPR200150
2-1/2" x 2"	3.50	3.00	B2CM31MPG250200	B2CM31MPR250200
3" x 2"	3.50	3.00	B2CM31MPG300200	B2CM31MPR300200
3" x 2-1/2"	4.25	3.75	B2CM31MPG300250	B2CM31MPR300250

45° Clamp Elbows - B2KMP

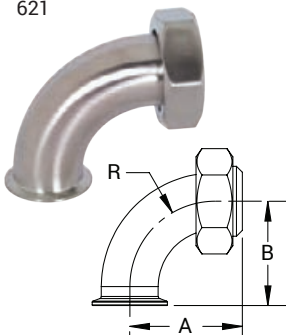
3 63-04  
621

M



Tube O.D.	A (in)	R (in)	304 Stainless Steel Part #	316L Stainless Steel Part #
1/2"	.97	1.13	---	B2KMP-R50
3/4"	.97	1.13	---	B2KMP-R75
1"	1.12	1.50	B2KMP-G100	B2KMP-R100
1-1/2"	1.44	2.25	B2KMP-G150	B2KMP-R150
2"	1.75	3.00	B2KMP-G200	B2KMP-R200
2-1/2"	2.06	3.75	B2KMP-G250	B2KMP-R250
3"	2.37	4.50	B2KMP-G300	B2KMP-R300
4"	3.13	6.00	B2KMP-G400	B2KMP-R400
6"	4.63	9.00	B2KMP-G600	B2KMP-R600
8"	5.85	12.00	B2KMP-G800	B2KMP-R800
10"	7.13	15.00	B2KMP-G1000	---
12"	8.38	18.00	B2KMP-G1200	---

3 63-04  
621



90° Clamp x Plain Bevel Seat with Hex Nut Elbows - B2FMP-14

Tube O.D.	A (in)	B (in)	R (in)	304 Stainless Steel Part #
1"	2.22	2.00	1.50	B2FMP-14-G100
1-1/2"	2.97	2.75	2.25	B2FMP-14-G150
2"	3.75	3.50	3.00	B2FMP-14-G200
2-1/2"	4.63	4.25	3.75	B2FMP-14-G250
3"	5.41	5.00	4.50	B2FMP-14-G300
4"	7.03	6.63	6.00	B2FMP-14-G400