




Supersedes
2010 Edition

2011 INDUSTRIAL HOSE PRODUCTS CATALOG



microbial product protection 300 PSI W.P. 3/4" (19.1MM) MADE IN USA

FLEXSTEEL 250 CB-20 STEAM 250 PSI WP
WP 425F DRAIN AFTER USING MADE IN U.S.A.



NEW PRODUCTS

PLICORD® EXTREMEFLEX™ PETROLEUM

APPLICATION: An extremely flexible and lightweight drop hose for use in tank truck and in-plant operation to transfer diesel, ethanol, gasoline, oil and petroleum-base products up to 60% aromatic content. Corrugated construction for lower drag coefficient and superior abrasion resistance. [See page 192](#)



PLICORD® EXTREMEFLEX™ FOOD GRADE

APPLICATION: An extremely flexible and lightweight hose for transferring oily and non-oily edibles in gravity flow, pressure or suction service. [See page 76](#)



PLICORD® EXTREMEFLEX™ BROWN CHEMICAL

APPLICATION: A high-tech, flexible and versatile chemical hose capable of handling a wide variety of acids, alcohols, salt solutions and petroleum based products. [See page 50](#)



BLUE FORTRESS® 300 WITH FDA COMPLIANT WHITE TUBE

APPLICATION: A high-quality construction for hot water up to 200°F (93°C) cleanup service in food processing plants, dairies, packing houses, bottling plants, breweries, canneries and creameries. Its super abrasion and oil-resistant cover provides maximum protection against the adverse effects of oil and animal fats. The cover of our Blue Fortress® 300 hose incorporates Microban's® antimicrobial built-in product protection. The white tube is comprised of FDA compliant materials. [See page 86](#)



F5™ AIR HOSE

APPLICATION: A strong, low-temperature, highly flexible air hose for pneumatic and industrial use in a variety of applications. Outperforms PVC and rubber hose. [See page 22](#)



PLICORD® OILFIELD FRAC HOSE

APPLICATION: The Plicord® Oilfield Frac Hose is a rugged and flexible hose designed to convey crude oil and oil slurry mixtures for Frac tank connections. Also available with exclusive ARC (Abrasion Resistant Cover) for severe applications where abrasion resistance is needed. [See page 184](#)



APPLICATION WARNING

The products in this catalog have been tested under controlled laboratory conditions to meet specific test criteria. These tests are not intended to reflect the performance of the product or any other material in any specific application, but are intended to provide the user with application guidelines. The products are intended for use by knowledgeable persons having the technical skills necessary to evaluate their suitability for specific applications.

Since Veyance Technologies, Inc. has no control over the number and variety of applications for which its products may be purchased or the conditions under which its products may be used by others, Veyance Technologies assumes no responsibility for performance results and applications. This catalog, however, contains available information to allow the user to determine the product's acceptability and fitness for specific applications. No statement contained herein shall be construed as a license to operate, or as a recommendation or inducement to infringe existing patents or as an endorsement of products of specific manufacturers or systems.

Failure to follow procedures for selection, installation, care, maintenance and storage of hoses may result in the hose's failure to perform properly and may result in damage to property and/or serious injury. Please refer to the General Information section of the catalog for hose care, maintenance and storage information.

All product design, dimensional and general information in this catalog is subject to change without prior notice. Working pressures and other technical information have been prepared from actual test results and other data considered to be reliable. However, Veyance Technologies assumes no responsibility for the accuracy of this information under varied conditions found in field use.

CHEMICAL HOSE

Do not use chemical hose at temperatures or pressures above those recommended by the manufacturer. All operators must be thoroughly trained in the care and use of this hose and must, at all times, wear protective clothing. A hose or system failure could cause the release of poisonous, corrosive or flammable material.

Detailed information concerning storage, care and maintenance may be found in the Hose Handbook published by the Rubber Manufacturer's Association, 1400 K Street, N.W., Washington, D.C. 20005 and in SAE Recommended Practices J1273.

INDUSTRIAL HOSE PRODUCTS

Table of Contents

Application Warning	1
Terms and Conditions of Sales	3
Index by Alphabet	4-6
Index by Application	7-9
Goodyear Engineered Products Industrial Hose:	
Air & Multipurpose	
General Purpose	10-26
Heavy Duty	27-33
Push-on	34-39
Chemical Transfer	40-52
Cleaning Equipment	53-64
Food	
Transfer	65-81
Washdown.	82-89
Marine	90-99
Material Handling	
Abrasives.	100-119
Bulk Transfer.	120-128
Cement & Concrete	129-134
Mining	135-144
Petroleum	
Aircraft Fueling	145-150
Dispensing	151-163
Dock	164-172
Transfer	173-195
Spray	196-198
Steam	199-207
Vacuum	208-214
Veyance	215-216
Water	
Discharge	217-228
Suction & Discharge	229-235
Washdown.	236-240
Welding	241-247
Coupling Systems	248-262
Appendix	
Additional Products	263-265
Chemical Resistance Charts	266-289
Spiraflex Hose Chemical Resistance Guide	290-297
General Information	
Chemical Properties of FEP	298
Method for Steam Cleaning	298
Infinity/Paladin Drop Hose Coupling Procedure.	299
Basic Hose Construction	300-301
Hose End Definitions and Illustrations with Cutaways.	302-303
Hose Testing Methods	304-305
Electrical Resistance Tests	306-309
Elastomers Used in Product Manufacture	310-311
Selection of Proper Industrial Hose	312
Industrial Hose Inquiry.	313
Useful Tables and Conversion Charts.	314-322
RMA Oil and Gasoline Resistance Definition	323
FDA Food Hose Compliance Information	324
Precautions for Welding Hose Use/Background Information	325
Minimum Run Requirements	326
Care, Maintenance and Storage	327-328



INDUSTRIAL HOSE PRODUCTS

TERMS AND CONDITIONS OF SALES

THE INFORMATION HEREIN CONTAINED CONSTITUTES A CONFIRMATION OF CUSTOMER'S ORDER OR A CONFIRMATION OF CHANGE TO CUSTOMER'S ORDER, AS APPLICABLE, (COLLECTIVELY "CONFIRMATION") AND WHICH CONFIRMATION IS EFFECTIVE UPON VEYANCE'S DISPATCH OF THIS CONFIRMATION. ANY PRIOR RECEIPT BY CUSTOMER FROM ANY OTHER SOURCE OF ALL OR PART OF THE INFORMATION HEREIN IS FOR INFORMATIONAL PURPOSES ONLY AND DOES NOT CONSTITUTE A LEGALLY BINDING CONFIRMATION. THIS CONFIRMATION IS EXPRESSLY MADE SUBJECT TO AND IS STRICTLY LIMITED TO THE TERMS AND CONDITIONS OF SALE STATED HEREIN AND ANY INCONSISTENT TERMS OR CONDITIONS APPEARING ON CUSTOMER'S ORDER ARE SPECIFICALLY OBJECTED TO AND DISCLAIMED. IN ANY COMMUNICATION WITH VEYANCE REGARDING THIS ORDER, PLEASE REFER TO VEYANCE'S DOCUMENT OR ORDER CONFIRMATION NUMBER.

1. This Confirmation and any distributor's agreement, if any, between Customer and Veyance or Veyance affiliate, together with any specifications, schedules, exhibits, riders, or other writings which may be annexed hereto or provided for hereunder and by reference made a part hereof, sets forth the complete and final agreement between Veyance and Customer in respect of the subject matter hereof, and supersedes all prior understandings, assurances, and Customer's order form, if any. THIS AGREEMENT CONTAINS THE ENTIRE UNDERSTANDING BETWEEN CUSTOMER AND VEYANCE AND NO OTHER REPRESENTATION OR INDUCEMENT, ORAL OR WRITTEN, HAS BEEN MADE WHICH IS NOT SET FORTH HEREIN. EXCEPT FOR THE WARRANTIES AND REPRESENTATIONS, IF ANY, SET FORTH IN THIS AGREEMENT, NO OTHER STATEMENT, WARRANTY, REPRESENTATION OR INFORMATION, ORAL OR WRITTEN, SHALL BE LEGALLY BINDING UPON VEYANCE OR SHALL BE THE BASIS FOR RELIANCE BY CUSTOMER. CUSTOMER DOES NOT RELY AND IS NOT RELYING UPON ANY ORAL OR WRITTEN STATEMENT, WARRANTY, OR REPRESENTATION OF VEYANCE, ITS EMPLOYEES, AGENTS, AND/OR REPRESENTATIVES NOT FULLY SET FORTH HEREIN. No amendments or modifications of or supplements to the provisions of this Confirmation will be valid and binding upon Veyance unless such amendment, modification, or supplement is mutually agreed to in writing and signed by an officer of Veyance and an authorized representative of Customer. In the event of any inconsistency between these Terms and Conditions of Sale and the provisions on the other side of this document or any supplement attached hereto, the provision contained on the other side of this document or on such supplement shall control.

2. Product sold hereunder manufactured by Veyance meets agreed specifications according to established tests performed under controlled laboratory conditions and specific test requirements. These tests are not intended to reflect the performance of the product under actual conditions. Performance of the product as a component in a finished product may not necessarily meet the test requirements. Due to the number and variety of applications for which any product sold hereunder may be purchased and because Veyance has no control over (or knowledge of) the conditions under which the product may be used by others, VEYANCE DOES NOT RECOMMEND SPECIFIC APPLICATIONS OR PRODUCT DESIGNS OR ASSUME RESPONSIBILITY FOR USE RESULTS OBTAINED OR SUITABILITY FOR SPECIFIC APPLICATIONS. No statement contained herein shall be construed as a license to operate or as a recommendation or inducement to infringe existing patents or as an endorsement of products of specific manufacturers or systems.

3. NO RELIANCE. CUSTOMER ACKNOWLEDGES THE USE OF ITS OWN KNOWLEDGE, SKILL, JUDGMENT, EXPERTISE, AND EXPERIENCE IN (i) the selection of the product and/or (ii) in the selection, provision, or designation of any specification or set of specifications for a product agreed upon by Customer and Veyance; and CUSTOMER ACKNOWLEDGES THAT CUSTOMER DOES NOT RELY AND IS NOT RELYING ON ANY ORAL OR WRITTEN STATEMENTS, REPRESENTATIONS, OR SAMPLES MADE OR PRESENTED BY VEYANCE, ITS EMPLOYEES, AGENTS, AND/OR REPRESENTATIVES TO CUSTOMER. CUSTOMER ACKNOWLEDGES THAT CUSTOMER DOES NOT RELY AND IS NOT RELYING ON ANY KNOWLEDGE, SKILL, JUDGMENT, EXPERTISE, OR EXPERIENCE OF VEYANCE, ITS EMPLOYEES, AGENTS, AND/OR REPRESENTATIVES IN CUSTOMER'S SELECTION OF THE PRODUCT OR IN CUSTOMER'S SELECTION, PROVISION, OR DESIGNATION OF ANY SPECIFICATION OR SET OF SPECIFICATIONS. Without limiting the foregoing, CUSTOMER ACKNOWLEDGES THAT VEYANCE SHALL NOT BE LIABLE FOR, AND CUSTOMER ASSUMES ALL RISK OF, INACCURATE OR UNSUITABLE SPECIFICATIONS OR INFORMATION PROVIDED, SELECTED, OR DESIGNATED BY CUSTOMER.

4. LIMITATION OF WARRANTY. PRODUCT NOT MANUFACTURED BY VEYANCE IS SOLD WITHOUT WARRANTY, "AS-IS" AND IS SUBJECT TO THE LIMITATION OF LIABILITY SET FORTH IN SECTION 5. SUBJECT TO THE LIMITATIONS OF SECTION 5 AND UNLESS OTHERWISE EXPRESSLY PROVIDED HEREIN, product sold hereunder that has been manufactured by Veyance, unless sold without warranty "AS-IS", is warranted to be free from defects in material and workmanship. Subject to the preceding sentence, and except as otherwise expressly provided herein, VEYANCE MAKES NO REPRESENTATION OR WARRANTY OF ANY KIND, EXPRESS OR IMPLIED, AS TO MERCHANTABILITY, FITNESS FOR A PARTICULAR PURPOSE, OR ANY OTHER MATTER WITH RESPECT TO THE PRODUCT OR ANY OTHER PRODUCT SOLD HEREUNDER, WHETHER USED ALONE OR IN COMBINATION WITH ANY OTHER MATERIAL OR PRODUCT OR IN ANY PROCESS. VEYANCE SHALL NOT BE LIABLE FOR SPECIAL, INCIDENTAL, AND/OR CONSEQUENTIAL DAMAGES, EVEN IF VEYANCE HAS BEEN NOTIFIED OF THE POTENTIAL OF SUCH A LOSS OR CLAIM. OTHER THAN THOSE SPECIFICALLY SET FORTH HEREIN, THERE ARE NO WARRANTIES WHICH EXTEND BEYOND THE DESCRIPTION OF THE PRODUCTS ON THE FACE HEREOF, EITHER EXPRESS OR IMPLIED.

5. LIMITATION OF LIABILITY OF VEYANCE AND EXCLUSIVE REMEDY. Any Veyance-manufactured product claimed to be defective in material or workmanship shall, upon Veyance's approval, be returned to Veyance as designated, at the Customer's expense. VEYANCE WILL, AS THE EXCLUSIVE REMEDY, MAKE AN ADJUSTMENT FOR PRODUCT IT FINDS TO BE DEFECTIVE IN MATERIAL OR WORKMANSHIP EITHER BY REPAIRING IT OR REPLACING IT AT AN ADJUSTMENT PRICE, OR IN LIEU THEREOF, AT VEYANCE'S OPTION, VEYANCE MAY REFUND THE PURCHASE PRICE UPON RETURN OF THE PRODUCT. Whenever a warranty for a specific product provides that no adjustment shall be made after a specified period of time, Veyance shall not be responsible under the terms of such warranty unless claim is made within such period of time. VEYANCE'S TOTAL RESPONSIBILITY AND LIABILITY FOR ANY AND ALL CLAIMS, LOSSES, AND DAMAGES OF ANY KIND WHATSOEVER ARISING OUT OF ANY CAUSE WHATSOEVER (WHETHER UNDER ANY WARRANTY OR BASED IN CONTRACT, NEGLIGENCE, OTHER TORT, STRICT LIABILITY, BREACH OF WARRANTY, OTHER THEORY, OR OTHERWISE) SHALL NOT EXCEED THE ORIGINAL PURCHASE PRICE OF THE PRODUCTS IN RESPECT TO WHICH SUCH CAUSE ARISES, AND IN NO EVENT SHALL VEYANCE BE LIABLE FOR SPECIAL, INCIDENTAL, CONSEQUENTIAL, EXEMPLARY, OR PUNITIVE DAMAGES RESULTING FROM ANY SUCH CAUSE. NO EMPLOYEE, AGENT AND/OR REPRESENTATIVE HAS AUTHORITY TO MAKE ANY REPRESENTATION, PROMISE OR AGREEMENT, EXCEPT AS STATED HEREIN. VEYANCE SHALL NOT BE LIABLE FOR, AND CUSTOMER ASSUMES ALL LIABILITY FOR, PERSONAL INJURY AND PROPERTY DAMAGE CONNECTED WITH THE HANDLING, TRANSPORTATION, OR FURTHER MANUFACTURE, FABRICATION, ASSEMBLY, OR PROCESSING OF THE PRODUCT.

6. Prices are subject to change without notice, and such items will be billed at prices in effect at the time of shipment. Customer will be notified of any price increase and may cancel any undelivered portion of the order by written notice to Veyance, provided such written notice is received by Veyance not more than 10 days after your receipt of notification of the increase. Upon such cancellation Customer shall have no liability to Veyance for the canceled portion of the order except as to product manufactured or in process, components procured by Veyance from outside sources, and special tooling and equipment procured for performance of this order.

7. All prices are subject to increase from time to time to compensate for any tax, excise, or levy imposed upon the products sold, or upon the manufacture, sale, transportation, or delivery of them or whenever any tax, excise, levy law, or governmental regulation has the effect, directly or indirectly, of increasing the cost of manufacture, sale, or delivery. If any government action or law should have the effect of establishing a maximum price on product to be delivered, Veyance may, at its option and without liability to Customer, terminate its obligation with respect to future shipments upon thirty (30) days written notice.

8. Veyance shall not be liable or deemed in default for failure to deliver or delay in delivery due to any cause beyond its reasonable control. If unable to meet delivery schedules, Veyance will endeavor to allocate material fairly among its Customers, but reserves to itself final determination of the deliveries to be made without liability.

9. Veyance will indemnify its Customer against all claims and demands for infringement of any United States patent by the product furnished under any accepted order, provided the Customer notifies Veyance of any patent infringement and upon request tenders Veyance the defense of the claim. CUSTOMERS WHO FURNISH SPECIFICATION TO VEYANCE AGREE TO HOLD VEYANCE HARMLESS AGAINST ANY CLAIMS WHICH ARISE OUT OF VEYANCE'S COMPLIANCE WITH SUCH CUSTOMER SPECIFICATIONS.

10. Title to the goods shall pass to Customer upon passage of the risk of loss; provided, however, that to the extent permitted by law, until each of the goods delivered hereunder has been paid for in full, Veyance shall retain title to the goods; however, all risk of loss and responsibility for transportation and storage, taxes, and duties shall transfer in accordance with these terms of sale. Customer hereby agrees that notwithstanding any information shown in this confirmation regarding any estimated shipment, production, or requested date(s) for the goods, Veyance is not obligated to produce, deliver or ship the goods by that estimated shipment, production, or requested date(s). Customer hereby agrees that unless Customer notifies Veyance in writing within ninety (90) calendar days of the estimated shipment date as shown on the last dated Confirmation referencing the goods, there shall be a presumption that goods conforming to the goods ordered were received by Customer.

11. Due to the varying location of the operations of Customer and Veyance and the locations that may be involved in the performance and documentation of an order to which these Terms and Conditions of Sale are applicable, in order to settle upon and to eliminate any doubt as to the rights of the Customer and Veyance, Customer and Veyance agree that this Confirmation shall be governed by and construed in accordance with the laws of the State of Ohio, United States of America, applicable to agreements to be performed in the State of Ohio, except that for sales or orders originating and to be performed in Canada by Canadian subsidiaries or affiliates of The Veyance, Customer and Veyance agree that this Confirmation shall be governed by and construed in accordance with the laws of the Province of Ontario, Canada, applicable to agreements to be performed in Canada. Customer and Veyance exclude the application of the United Nations Convention on Contracts for the International Sale of Goods to this Confirmation and order.

INDUSTRIAL HOSE PRODUCTS

INDUSTRIAL HOSE INDEX BY ALPHABET

Name	Properties	Page	Name	Properties	Page
A					
Advantage		148	Fabchem		43
Aggie Gas		158	Fire Engine Booster		223
Allcrete Textile (plaster, grout & concrete)		131	Flexdock 225		165
Allcrete Wire		132	Flexdock 300		166
Arctic ExtremeFlex	NEW	175	Flexible Downspout		110
Arctic Ortac	NEW	18	Flexshield SAE J1527 USCG Type A1-15 / ISO 7840 Marine Barrier Hose	NEW	97
Arctic Ortac Plus		19	Flexsteel 250 CB Steam		202
Arctic Softwall	UL, CUL	159	Flexsteel 250 Steam		200
Artrac	NEW	106	Flexsteel 250 EPDM-20		201
Arvac SW	NEW	105	Flexsteel Futura	UL, CUL NEW	152
Autogrip	A, M, NC	35	Flexsteel Futura Ethan-ALL	NEW	162
B			Flexsteel Hardwall	UL	153
BC Gasoline	UL, CUL	160	Flexsteel Service Station Air		20
BC Marina	UL, CUL	161	Flexsteel Futura Vapor Assist	UL	154
Black Softwall		121	Flextra Dry Material		124
Blue Flexwing		44	Flextra Oilfield		186
Braidair		26	Flextra Rock Dust	M	138
Brigade Mine	M	137	Flexwing Oilfield		185
Brown Flexwing		46	Flexwing VersaFuel		176
Blucor		103	Flexwing Water S&D	NEW	234
Blucor Couplings		104	Fortress 300	A	83
Blue Fortress 300	NEW	86	Fortress 1000	A	84
C			Fortress 3000	A	85
Chem One	A	NEW 41	G		
Cold Blue	NEW	230	Galvanator 3000	A	64
Crimped Steam Assembly		203	Gauntlet 1500	A	61
D			Gauntlet 3000	A	62
Deadman Aircraft Refueling		149	Gauntlet 4500	A	63
DEF Dispensing Hose		163	Gemini Twin Line Welding (Grade R)		242
DEF Transfer Hose	NEW	52	Gemini Twin Line Welding (Grade RM)	NC	243
Diversiflex		107	Gemini Twin Line Welding (Grade T)	NC	244
Diversipipe 75		108	Gorilla	A, M, NC	11
Diversipipe 150		109	Gray Flextra LT	F	68
E			Green Hornet XF	NEW	231
Explorer Air		29	Green XLPE		45
Explorer Plus Air		30	H		
Exstatic	F	69	Harvest	F	70
F			Heavy Duty Steam Pile Driver		205
F5	NEW	22	HI-PER		47
			Horizon 200		12-13
			Horizon 250		12-13
			Horizon 300		12-13
			Hot Tar & Asphalt Rough & Smooth Bore		172

Properties Legend:

 A - Superior Abrasion Resistance	 M - USMSHA Approved	 NC - Non-Conductive
 F - FDA, 3-A, & USDA Compliant	 UL - Underwriter's Laboratory Approved	 CUL - Underwriter's Laboratory Approved (Canada)

INDUSTRIAL HOSE PRODUCTS

INDUSTRIAL HOSE INDEX BY ALPHABET

Name	Properties	Page	Name	Properties	Page
I			N		
Infinity	NEW	177	Neptune 1500		55
Infinity HD	NEW	178	Neptune 3000		56
Infinity Stainless Steel & Aluminum Crimp Sleeves		261	Neptune 4001-R		57
Insta-Grip 250	A, NC	37	Neptune 4500		58
Insta-Grip 300	M, NC	36	Neptune 6000		59
Insta-Grip TC		38	NR Spray		197
Insta-Lock Dust Cap		256	Nutriflex Suction & Discharge	F	72
Insta-Lock Dust Plug		257	Nutriflex Static Wire	F	73
Insta-Lock Gaskets		259	Nutriflo Suction & Discharge	F	71
Insta-Lock Interlocking Ferrules		260	O		
Insta-Lock Interlocking Stainless Steel NPT Male Hose Stem		255	Orange Flexwing		48
Insta-Lock Repair Kits		258	Ortac 250	A, NC	14-15
Insta-Lock Type A Fitting		249	Ortac 300	A, NC	14-15
Insta-Lock Type B Fitting		250	Ortac 400	A, NC	14-15
Insta-Lock Type C Fitting		251	P		
Insta-Lock Type D Fitting		252	Pacer	UL, CUL	157
Insta-Lock Type E Fitting		253	Paladin		180
Insta-Lock Type F Fitting		254	Paladin Stainless Steel & Aluminum Crimp Sleeves		261
J			Pathfinder Garden Hose		224
Jet Ranger		147	PCG Placement Textile	NEW	133
L			Plicord 250 Steam		207
LPG Delivery Pro	NEW	216	Plicord Air Green 400	NC	32
LW Arctic Tank Truck		188	Plicord Ammonium Nitrate Pellet		140
M			Plicord Arctic Flexwing		187
M&P Mine Conduit	M	139	Plicord Auger Arc Piling		130
Marine Fuel Feed Vent USCG/SAE J1527 Type A2		98	Plicord Blast (2 ply & 4 ply)		101
Marine Fuel Feed Vent USCG/SAE J1527 Type B2		99	Plicord Blue Flour	F	74
Marine Fuel Line USCG/SAE J1527 & ISO 7840 Type A1		96	Plicord Brewline	F	75
Maxxim Premier	UL	155	Plicord Dredge Sleeve		112
Maxxim Premier Plus	UL	156	Plicord ExtremeFlex Brown	NEW	50
MIL A-A-59565	NEW	17	Plicord ExtremeFlex Food Grade	NEW	76
MIL-DTL-29210E Steam	NEW	206	Plicord ExtremeFlex Petroleum	A NEW	191
Mine Spray	M	136	Plicord ExtremeFlex Purple	NEW	51
			Plicord Flexwing Petroleum		179
			Plicord Fuel Discharge		190
			Plicord Furnace Door		225
			Plicord Gray Food	F	67
			Plicord Gunit (tan)		134
			Plicord Hardwall Wet Exhaust		92-93
			Plicord HD Industrial Vacuum		212
			Plicord HD Water Discharge		226
			Plicord Hydrovator	NEW	111

Properties Legend:

 F - FDA, 3-A, & USDA Compliant	 A - Superior Abrasion Resistance	 M - USMSHA Approved	 NC - Non-Conductive
 UL - Underwriter's Laboratory Approved	 UL - Underwriter's Laboratory Approved	 CUL - Underwriter's Laboratory Approved (Canada)	



INDUSTRIAL HOSE PRODUCTS

INDUSTRIAL HOSE INDEX BY ALPHABET

Name	Properties	Page	Name	Properties	Page
Plicord LW Black Flextra II		184	Spectra 300		87
Plicord Mine Conduit	M	141	Spiraflex 1600		232
Plicord Oilfield Frac	NEW	183	Spiraflex Aggie PVC		233
Plicord RVC		113	Spiraflex Air Seeder Hose	NEW	116
Plicord SAE J1527 Type A2 (fuel fill)		91	Spiraflex Black Lay-Flat Super Duty Hose	NEW	218
Plicord Sand Suction		114	Spiraflex Blue (Extra Light Duty)		219
Plicord Softwall Wet Exhaust		94-95	Spiraflex Cable Guard	M	142
Plicord Super Black Flexwing		182	Spiraflex Ducting		210
Plicord Super Rock Drill	M	31	Spiraflex Grassvac		209
Plicord Torridair Hot Air Blower		122	Spiraflex Gray (Light Duty)		220
Plicord Vacuum (HD & LW)		213	Spiraflex Mulch Blower	NEW	125
Plicord Versiflo 125		227	Spiraflex Polyurethane Vapor Recovery		192
Plicord Washdown		238	Spiraflex Red (Medium Duty)	M	221
Plicord Waste Mate		189	Spiraflex Rock Dust	M	143
Plicord Water Discharge 150		228	Spiraflex Vacuum		211
Plicord Winline	F	77	Spiraflex Yellow (Spiraflex 2700)	M	222
Plicord XF Blast		102	SpiraFlow		54
Pliovic Ag Spray (1800 & 2400)		198	Spirathane HD		117
Pliovic FG (FDA-3A)	F	78	Spirathane LD		119
Pliovic GS	NC	24-25	Spirathane PT	F	118
Pliovic Plus 250	NC	24-25	Stainless Steel & Aluminum Crimp Sleeves		261
Pliovic PVC Tubing		NEW 23	Steel Air	M	28
Potable Water	F	79	Super Ortac	M	33
Pressure Washer Fittings		262	Super Sani-Wash 300	NEW	89
Pulp & Paper Washdown		239	Sureline		237
Purple Flexwing		49			
Pyroflex II Hot Air		123	T		
Pyroflex Hot Tar & Asphalt II		193	Tan Flextra	F	127
Pyroflex Hot Tar Wand		194	Tan Flexwing	F	126
			Tan Softwall	F	128
			Tanker Barge Discharge		169
			Thor Dock		171
			TunnelCote Rock Dust	M NEW	144
R					
Red Flextra 100		181	U		
Red Flextra 150		181	Ultra-Grip	A, M, NC	39
Redwing Fuel Oil		174			
Refueling Sensing		150	V		
			Vapor Recovery Dock		170
S			Versiflo 150 Water S&D		235
SAE J1527 Type A2 (fuel fill)		96	Veyance	UL NEW	215
Sandblast Deadman		115	Vintner	F	80
Sani-Wash 300		88	Viper	A	42
Service Station Air		21			
Single Line Welding (Grade R)		245	W		
Single Line Welding (Grade RM)	NC	246	White Flexwing	F	66
Single Line Welding (Grade T)		247	Whitewater		60
Smooth Bore Dock 200		167	Wingcraft		146
Smooth Bore Dock 300		168	Wingfoot 200	NC	16
			Wingfoot 300	NC	16

Properties Legend:

 A - Superior Abrasion Resistance	 M - USMSHA Approved	 NC - Non-Conductive
 F - FDA, 3-A, & USDA Compliant	 UL - Underwriter's Laboratory Approved	 CUL - Underwriter's Laboratory Approved (Canada)



INDUSTRIAL HOSE PRODUCTS

INDUSTRIAL HOSE INDEX BY APPLICATION

Name	Properties	Page	Name	Properties	Page
Air & Multipurpose: General Purpose			Cleaning Equipment		
Arctic Ortac		NEW 18	Fortress 300		83
Arctic Ortac Plus		19	Fortress 1000	A	84
Braidair		26	Fortress 3000	A	85
F5		NEW 22	Galvanator 3000	A	64
Flexsteel Service Station Air		20	Gauntlet 1500	A	61
Gorilla	A, M, NC	11	Gauntlet 3000	A	62
Horizon 200		12-13	Gauntlet 4500	A	63
Horizon 250		12-13	Neptune 1500		55
Horizon 300		12-13	Neptune 3000		56
MIL A-A-59565		NEW 17	Neptune 4001-R		57
Ortac 250	A, NC	14-15	Neptune 4500		58
Ortac 300	A, NC	14-15	Neptune 6000		59
Ortac 400	A, NC	14-15	SpiraFlow		54
Pliovic FG (FDA-3A)	F	78	Whitewater		60
Pliovic GS	NC	24-25			
Pliovic Plus 250	NC	24-25			
Pliovic PVC Tubing		NEW 23			
Service Station Air		21			
Wingfoot 200	NC	16			
Wingfoot 300	NC	16			
Air & Multipurpose: Heavy Duty			Food: Food Transfer		
Explorer Air		29	Exstatic	F	69
Explorer Plus Air		30	Gray Flextra LT	F	68
Plicord Air Green 400	NC	32	Harvest	F	70
Plicord Super Rock Drill	M	31	Nutriflex Suction & Discharge	F	72
Steel Air	M	28	Nutriflex Static Wire	F	73
Super Ortac	M	33	Nutriflo Suction & Discharge	F	71
			Plicord Blue Flour	F	74
			Plicord Brewline	F	75
			Plicord ExtremeFlex Food Grade	NEW	76
			Plicord Gray Food	F	67
			Plicord Wineline	F	77
			Pliovic FG (FDA-3A)	F	78
			Potable Water	F	79
			Spirathane PT	F	119
			Vintner	F	80
			White Flexwing	F	66
Air & Multipurpose: Push-on			Food: Food Washdown		
AutoGrip	A, M, NC	35	Blue Fortress 300	NEW	86
Insta-Grip 250	A, NC	37	Fortress 300	A	83
Insta-Grip 300	M, NC	36	Fortress 1000	A	84
Insta-Grip TC		38	Fortress 3000	A	85
Ultra-Grip	A, M, NC	39	Gauntlet 1500	A	61
			Plicord Washdown		238
			Sani-Wash 300		88
			Spectra 300		87
			Super Sani-Wash 300	NEW	89
Chemical Transfer			Marine		
Blue Flexwing		44	Flexshield Marine Barrier Hose SAE		
Brown Flexwing		46	J1527 USCG Type A1-15 / ISO 7840	NEW	97
Chem One	A	NEW 41	Marine Fuel Feed Vent Hose		
DEF Transfer Hose		52	USCG/SAE J1527 Type A2		98
Fabchem		43			
Green XLPE		45			
HI-PER		47			
Orange Flexwing		48			
Plicord ExtremeFlex Brown		NEW 50			
Plicord ExtremeFlex Purple		NEW 51			
Purple Flexwing		49			
Viper	A	42			

Properties Legend:

 A - Superior Abrasion Resistance	 M - USMSHA Approved	 NC - Non-Conductive
 F - FDA, 3-A, & USDA Compliant	 UL - Underwriter's Laboratory Approved	 CUL - Underwriter's Laboratory Approved (Canada)

INDUSTRIAL HOSE PRODUCTS

INDUSTRIAL HOSE INDEX BY APPLICATION

Name	Properties	Page	Name	Properties	Page
Marine Fuel Feed Vent Hose			Plicord Ammonium Nitrate Pellet		140
USCG/SAE J1527 Type B2		99	Plicord Mine Conduit	M	141
Marine Fuel Line			Spiraflex Cable Guard	M	142
USCG/SAE J1527 & ISO 7840 Type A1		96	Spiraflex Rock Dust	M	143
Plicord Hardwall Wet Exhaust		92-93	Spiraflex Yellow (Spiraflex 2700)	M	222
Plicord SAE J1527 Type A2 (fuel fill)		91	TunnelCote Rock Dust	M NEW	144
Plicord Softwall Wet Exhaust		94-95			
Material Handling: Abrasives			Petroleum: Aircraft Fueling		
Artrac		NEW 106	Advantage		148
Arvac SW		NEW 105	Deadman Aircraft Refueling		149
Blucor		103	Jet Ranger		147
Blucor Couplings		104	Refueling Sensing		150
Diversiflex		107	Wingcraft		146
Diversipipe 75		108			
Diversipipe 150		109	Petroleum: Petroleum Dispensing		
Flexible Downspout		110	Aggie Gas		158
Nutriflex Static Wire	F	73	Arctic Softwall	UL, CUL	159
Plicord Blast (2 ply & 4 ply)		101	BC Gasoline	UL, CUL	160
Plicord Dredge Sleeve		112	BC Marina	UL, CUL	161
Plicord Hydrovator		NEW 111	DEF Dispensing Hose		163
Plicord RVC		113	Flexsteel Futura Ethan-ALL		NEW 162
Plicord Sand Suction		114	Flexsteel Futura	UL, CUL	NEW 152
Plicord XF Blast (2 ply & 4 ply)		102	Flexsteel Hardwall	UL	153
Sandblast Deadman		115	Flexsteel Futura Vapor Assist	UL	154
Spiraflex Air Seeder Hose		NEW 116	Maxxim Premier	UL	155
Spirathane HD		117	Maxxim Premier Plus	UL	156
Spirathane LD		119	Pacer	UL, CUL	157
Spirathane PT	F	118			
Material Handling: Bulk Transfer			Petroleum: Petroleum Dock Hose		
Black Softwall		121	Flexdock 225		165
Flextra Dry Material		124	Flexdock 300		166
Plicord Torridair Hot Air Blower		122	Hot Tar & Asphalt Rough & Smooth Bore		172
Pyroflex II Hot Air		123	Smooth Bore Dock 200		167
Spiraflex Mulch Blower		NEW 125	Smooth Bore Dock 300		168
Tan Flextra	F	127	Tanker Barge Discharge		169
Tan Flexwing	F	126	Thor Dock		171
Tan Softwall	F	128	Vapor Recovery Dock		170
Material Handling: Cement & Concrete			Petroleum: Petroleum Transfer		
Allcrete Textile (plaster, grout & concrete)		131	Arctic ExtremeFlex		NEW 175
Allcrete Wire		132	Flextra Oilfield		186
PGC Placement Textile		NEW 133	Flexwing Oilfield		185
Plicord Auger Arc Piling		130	Flexwing VersaFuel		176
Plicord Gunite (tan)		134	Infinity		NEW 177
			Infinity HD		NEW 178
			LW Arctic Tank Truck		188
			Paladin		180
			Plicord Arctic Flexwing		187
			Plicord ExtremeFlex Petroleum	A	NEW 191
			Plicord Flexwing Petroleum		179
			Plicord Fuel Discharge		190
			Plicord LW Black Flextra II		184

Properties Legend:



A - Superior Abrasion Resistance



M - USMSHA Approved



NC - Non-Conductive



F - FDA, 3-A, & USDA Compliant



UL - Underwriter's Laboratory Approved



CUL - Underwriter's Laboratory Approved (Canada)

GOOD YEAR
ENGINEERED PRODUCTS

INDUSTRIAL HOSE PRODUCTS

INDUSTRIAL HOSE INDEX BY APPLICATION

Name	Properties	Page	Name	Properties	Page
Plicord Oilfield Frac.	NEW	183	Water: Suction & Discharge Hose		
Plicord Super Black Flexwing		182	Cold Blue	NEW	230
Plicord Waste Mate		189	Green Hornet XF	NEW	231
Pyroflex Hot Tar & Asphalt II		193	Flexwing Water S&D	NEW	234
Pyroflex Hot Tar Wand		194	Spiraflex 1600		232
Red Flextra 100		181	Spiraflex Aggie PVC		233
Red Flextra 150		181	Versiflo 150 Water S&D		235
Redwing Fuel Oil		174	Water: Washdown Hose		
Spiraflex Polyurethane Vapor Recovery		192	Fortress 300	A	83
Spray Hose			Fortress 1000	A	84
Mine Spray	M	137	Fortress 3000	A	85
NR Spray		197	Gauntlet 1500	A	61
Pliovic Ag Spray (1800 & 2400)		198	Plicord Washdown		238
Steam Hose			Pulp & Paper Washdown		239
Crimped Steam Assembly		203	Sani-Wash 300		88
Flexsteel 250 CB Steam		202	Spectra 300		87
Flexsteel 250 Steam		200	Super Sani-Wash 300		89
Flexsteel 250 EPDM-20		201	Sureline		237
Heavy Duty Steam Pile Driver		205	Welding Hoses		
MIL-DTL-29210E	NEW	206	Gemini Twin Line Welding (Grade R)		242
Plicord 250 Steam		204	Gemini Twin Line Welding (Grade RM)	NC	243
Vacuum Hose			Gemini Twin Line Welding (Grade T)	NC	244
Arvac SW		106	Single Line Welding (Grade R)		245
Plicord HD Industrial Vacuum		212	Single Line Welding (Grade RM)		246
Plicord Vacuum (HD & LW)		213	Single Line Welding (Grade T)		247
Spiraflex Ducting		210	Coupling Systems		
Spiraflex Grassvac		209	Infinity Stainless Steel &		
Spiraflex Vacuum		211	Aluminum Crimp Sleeves		261
Spirathane HD		118	Insta-Lock Dust Cap		256
Spirathane LD		120	Insta-Lock Dust Plug		257
Spirathane PT	F	119	Insta-Lock Gaskets		259
Veyance			Insta-Lock Interlocking Ferrules		260
LPG Delivery Pro	UL	NEW 216	Insta-Lock Interlocking Stainless		
Water: Discharge Hose			Steel Male NPT Hose Stem		255
Brigade Mine	M	137	Insta-Lock Repair Kits		258
Fire Engine Booster		223	Insta-Lock Type A Fitting		249
Pathfinder Garden Hose		224	Insta-Lock Type B Fitting		250
Plicord Furnace Door		225	Insta-Lock Type C Fitting		251
Plicord HD Water Discharge		226	Insta-Lock Type D Fitting		252
Plicord Versiflo 125		227	Insta-Lock Type E Fitting		253
Plicord Water Discharge 150		228	Insta-Lock Type F Fitting		254
Potable Water	F	79	Paladin Stainless Steel &		
Spiraflex Black (Lay-Flat Super Duty Hose)	NEW	218	Aluminum Crimp Sleeves		261
Spiraflex Blue (Extra Light Duty)		219	Pressure Washer Fittings		262
Spiraflex Gray (Light Duty)		220			
Spiraflex Red (Medium Duty)	M	221			
Spiraflex Yellow (Heavy Duty)	M	222			

Properties Legend:

 A - Superior Abrasion Resistance	 M - USMSHA Approved	 NC - Non-Conductive
 F - FDA, 3-A, & USDA Compliant	 UL - Underwriter's Laboratory Approved	 CUL - Underwriter's Laboratory Approved (Canada)



AIR & MULTIPURPOSE

**AIR &
MULTIPURPOSE**
General Purpose
Heavy Duty
Push-on

GENERAL PURPOSE



CHEMICAL
TRANSFER

CLEANING
EQUIPMENT

FOOD
Transfer
Washdown

MARINE

MATERIAL
HANDLING
Abrasives
Bulk Transfer
Cement & Concrete

MINING

PETROLEUM
Aircraft Fueling
Dispensing
Dock
Transfer

SPRAY

STEAM

VACUUM

VEYANCE

WATER
Discharge
Suction &
Discharge
Washdown

WELDING

COUPLING
SYSTEMS

APPENDIX

	Page	Superior Abrasion Cover	MSHA	Non- conductive	Oil Resistance Tube*	Oil Resistance Cover*	Temp Range	Thermo- plastic	Rubber
Arctic Ortac®	18				A	A	-65°F to 180°F		Yes
Arctic Ortac® Plus	19				A	A	-65°F to 180°F		Yes
Braidair™	26				A	B	-20°F to 190°F		Yes
F5™	22				B	B	-40°F to 158°F	Yes	
Flexsteel® Service Station Air	20				B	B	-20°F to 190°F		Yes
Gorilla®	11	Yes	Yes	Yes	A	A	-20°F to 190°F		Yes
Horizon® 200	12-13				C	C	-40°F to 190°F		Yes
Horizon® 250	12-13				C	C	-40°F to 190°F		Yes
Horizon® 300	12-13				C	C	-40°F to 190°F		Yes
Mil A-A-59565 Military Air Hose	17				C	C	-40°F to 190°F		
Ortac® 250	14-15	Yes		Yes	A	A	-20°F to 190°F		Yes
Ortac® 300	14-15	Yes		Yes	A	A	-20°F to 190°F		Yes
Ortac® 400	14-15	Yes	Yellow only	Yes	A	A	-20°F to 190°F		Yes
Pliovic® FG (FDA-3A)	78			Yes	B	B	-10°F to 158°F	Yes	
Pliovic® GS	24-25			Yes	B	B	-10°F to 158°F	Yes	
Pliovic® Plus 250	24-25			Yes	B	B	-10°F to 158°F	Yes	
Pliovic® PVC Tubing	23				B	B	-10°F to 158°F		
Service Station Air	21				C	C	-40°F to 190°F		Yes
Wingfoot® 200	16			Yes	A	B	-20°F to 190°F		Yes
Wingfoot® 300	16			Yes	A	B	-20°F to 190°F		Yes

*Based on RMA oil classification. For more information, see Appendix C.

GOOD YEAR
ENGINEERED PRODUCTS

AIR & MULTIPURPOSE

GORILLA®



AIR & MULTIPURPOSE
General Purpose
Heavy Duty
Push-on

Product Specifications



- APPLICATION:** A premium-quality, multipurpose industrial hose with a wide range of applications in factories, construction, agriculture, quarries, mines, railroads, the oil and gas industry, and shipbuilding. All sizes are rated at 500 psi (3.4 Mpa) maximum working pressure. Non-conductive, minimum electrical resistance greater than one (1) megaohm per inch of hose length at 1000 Volts DC.
- CONSTRUCTION**
 - TUBE:** Nitrile synthetic rubber, RMA Class A (High Oil Resistance)
 - COVER:** Yellow Carbryn™ synthetic rubber, RMA Class A (High Oil Resistance) MSHA approved
- REINFORCEMENT:** Spiral Flexten® yarn, 2" is braided synthetic yarn
- TEMPERATURE:** -20°F to 190°F (-29°C to 88°C)
- PACKAGING:**

3/16" – 3/4"	500' reels, maximum 3 pieces, 50' increments
1"	450' reels, maximum 3 pieces, 50' increments
1¼"	250'–400' reels, maximum 3 pieces, 50' increments
1½"	150'–300' reels, maximum 3 pieces, 50' increments
2"	200' carton, maximum 3 pieces, 50' increments

Coupled assemblies available: 1/4", 3/8", 1/2", and 3/4".
- BRANDING:** Example: Gorilla® 1" (25.4 mm) 500 psi. Made in USA. Goodyear.®
 Flame Resistant USMSHA No. 2G-14C/14
- COUPLINGS:** Contact fitting manufacturer for proper fitting recommendation and coupling procedure.
- NON-STOCK/SIZES:** For special production run minimum requirements, see Appendix D.
- ORDER CODES:** 569-035 536-446 (2")

- CHEMICAL TRANSFER
- CLEANING EQUIPMENT
- FOOD Transfer Washdown
- MARINE
- MATERIAL HANDLING
 - Abrasives
 - Bulk Transfer
 - Cement & Concrete
- MINING
- PETROLEUM
 - Aircraft Fueling
 - Dispensing
 - Dock Transfer
- SPRAY
- STEAM
- VACUUM
- VEYANCE
- WATER
 - Discharge
 - Suction & Discharge
 - Washdown
- WELDING
- COUPLING SYSTEMS
- APPENDIX

GORILLA®

ID		NOM. OD		MAX. WP		WEIGHT	
in.	mm.	in.	mm.	psi	Mpa	lb./ft.	kg./m.
3/16	4.8	0.47	11.9	500	3.45	0.08	0.12
1/4	6.4	0.61	15.5	500	3.45	0.17	0.25
5/16	7.9	0.69	17.5	500	3.45	0.20	0.30
3/8	9.5	0.73	18.6	500	3.45	0.22	0.33
1/2	12.7	0.89	22.6	500	3.45	0.28	0.42
5/8	15.9	1.06	26.9	500	3.45	0.35	0.52
3/4	19.1	1.19	30.2	500	3.45	0.41	0.61
1	25.4	1.50	37.8	500	3.45	0.58	0.86
1¼	31.8	1.77	45.6	500	3.45	0.79	1.18
1½	38.1	2.04	51.8	500	3.45	0.86	1.27
2	50.8	2.62	66.6	500	3.45	1.22	1.82



AIR & MULTIPURPOSE

AIR &
MULTIPURPOSE
General Purpose
Heavy Duty
Push-on

CHEMICAL
TRANSFER

CLEANING
EQUIPMENT

FOOD
Transfer
Washdown

MARINE

MATERIAL
HANDLING
Abrasives
Bulk Transfer
Cement & Concrete

MINING

PETROLEUM
Aircraft Fueling
Dispensing
Dock
Transfer

SPRAY

STEAM

VACUUM

VEYANCE

WATER
Discharge
Suction &
Discharge
Washdown

WELDING

COUPLING
SYSTEMS

APPENDIX

HORIZON®



Product Specifications

APPLICATION:	An economical air and water hose, Horizon® is for a wide range of industrial, construction and agricultural applications. Available in 200, 250, and 300 PSI working pressures.	
CONSTRUCTION		
TUBE:	Versigard® synthetic rubber, RMA Class C (Limited Oil Resistance)	
COVER:	Black, Red, Yellow, Green or Blue Versigard® synthetic rubber	
REINFORCEMENT:	Spiral synthetic yarn, 2" is braided	
TEMPERATURE:	-40°F to 190°F (-40°C to 88°C)	
PACKAGING:	3/16"–3/4"	500' reels, maximum 3 pieces, 50' increments
	1"	450' reels, maximum 3 pieces, 50' increments
	1¼"	400' reels, maximum 3 pieces, 50' increments
	1½"	300' reels, maximum 3 pieces, 50' increments
	2"	200', cartons, maximum 3 pieces, 50' increments
	Coupled assemblies available in 1/4", 3/8", 1/2", and 3/4" in red.	
COUPLINGS:	Contact fitting manufacturer for proper fitting recommendation and coupling procedure.	
BRANDING:	Example: 1/2" Horizon® Goodyear® 300 psi WP	
NON-STOCK/SIZES:	For special production run minimum requirements, see Appendix D.	
ORDER CODES:	See next page.	

Versigard® is a registered trademark of The Goodyear Tire & Rubber Company.

GOODYEAR
ENGINEERED PRODUCTS

AIR & MULTIPURPOSE

AIR & MULTIPURPOSE

General Purpose

Heavy Duty Push-on

HORIZON® 200

ORDER CODES: 536-035 (2" black)
569-011 (red)

536-040 (2" red)
569-038 (yellow)

569-009 (black)
569-547 (blue)

ID		NOM. OD		MAX. WP		WEIGHT	
in.	mm.	in.	mm.	psi	Mpa	lb./ft.	kg./m.
3/16	4.8	0.44	11.2	200	1.38	0.08	0.12
1/4	6.4	0.50	12.7	200	1.38	0.09	0.13
5/16	7.9	0.58	14.7	200	1.38	0.12	0.18
3/8	9.5	0.67	17.0	200	1.38	0.15	0.22
1/2	12.7	0.81	20.6	200	1.38	0.20	0.30
5/8	15.9	0.97	24.6	200	1.38	0.27	0.40
3/4	19.1	1.12	28.5	200	1.38	0.34	0.51
1	25.4	1.44	36.8	200	1.38	0.54	0.80
1¼	31.8	1.73	44.0	200	1.38	0.75	1.12
1½	38.1	1.98	50.3	200	1.38	0.86	1.28
2	50.8	2.50	63.5	200	1.38	1.16	1.73

HORIZON® 250

ORDER CODES: 569-010 (black)
569-506 (green)

569-012 (red)
569-548 (blue)

569-039 (yellow)

ID		NOM. OD		MAX. WP		WEIGHT	
in.	mm.	in.	mm.	psi	Mpa	lb./ft.	kg./m.
1/4	6.4	0.53	13.5	250	1.72	0.11	0.16
5/16	7.9	0.59	15.0	250	1.72	0.13	0.19
3/8	9.5	0.70	17.8	250	1.72	0.17	0.25
1/2	12.7	0.84	21.3	250	1.72	0.22	0.33
5/8	15.9	0.98	24.9	250	1.72	0.27	0.40
3/4	19.1	1.14	29.0	250	1.72	0.35	0.52

HORIZON® 300

ORDER CODES: 569-516 (yellow)

569-557 (red)

569-560 (green)

ID		NOM. OD		MAX. WP		WEIGHT	
in.	mm.	in.	mm.	psi	Mpa	lb./ft.	kg./m.
1/4	6.4	0.53	13.5	300	2.07	0.10	0.15
3/8	9.5	0.70	17.8	300	2.07	0.17	0.25
1/2	12.7	0.84	21.3	300	2.07	0.22	0.33
3/4	19.1	1.15	29.2	300	2.07	0.37	0.55
1	25.4	1.48	37.3	300	2.07	0.58	0.86

CHEMICAL
TRANSFER

CLEANING
EQUIPMENT

FOOD
Transfer
Washdown

MARINE

MATERIAL
HANDLING
Abrasives

Bulk Transfer
Cement & Concrete

MINING

PETROLEUM
Aircraft Fueling
Dispensing
Dock
Transfer

SPRAY

STEAM

VACUUM

VEYANCE

WATER
Discharge
Suction &
Discharge
Washdown

WELDING

COUPLING
SYSTEMS

APPENDIX



AIR & MULTIPURPOSE

AIR &
MULTIPURPOSE
General Purpose
Heavy Duty
Push-on

CHEMICAL
TRANSFER

CLEANING
EQUIPMENT

FOOD
Transfer
Washdown

MARINE

MATERIAL
HANDLING
Abrasives
Bulk Transfer
Cement & Concrete

MINING

PETROLEUM
Aircraft Fueling
Dispensing
Dock
Transfer

SPRAY

STEAM

VACUUM

VEYANCE

WATER
Discharge
Suction &
Discharge
Washdown

WELDING

COUPLING
SYSTEMS

APPENDIX

ORTAC®



Product Specifications

- APPLICATION:** Ortac® (Oil Resistant Tube and Cover) is our most popular premium-quality multipurpose hose. Used in the most abusive industrial applications, Ortac will handle air, oil, water, kerosene and some chemicals. Non-conductive, minimum electrical resistance greater than one (1) megohm per inch of hose length; at 1000 Volts DC. Available in 250, 300 and 400 PSI working pressures. NOTE: Ortac® 400 Yellow is USMSHA approved.
- CONSTRUCTION**
- TUBE:** Nitrile synthetic rubber, RMA Class A (high oil resistance)
- COVER:** Red or Yellow Carbryn™ synthetic rubber, RMA Class A (high oil resistance)
- REINFORCEMENT:** Spiral synthetic yarn, 2" is braided
- TEMPERATURE:** -20°F to 190°F (-29°C to 88°C)
- PACKAGING:**
- | | |
|------------|--|
| 3/16"–3/4" | 500' reels, maximum 3 pieces, 50' increments |
| 1" | 450' reels, maximum 3 pieces, 50' increments |
| 1¼" | 400' reels, maximum 3 pieces, 50' increments |
| 1½" | 300' reels, maximum 3 pieces, 50' increments |
| 2" | 200' cartons, maximum 3 pieces, 50' increments |
- BRANDING:** Example: 11/2" (38.1 mm) Ortac® 300 psi WP. Made in USA. Goodyear®
- COUPLINGS:** Contact fitting manufacturer for proper fitting recommendation and coupling procedure.
- NON-STOCK/SIZES:** For special production run minimum requirements, see Appendix D.
- ORDER CODES:** See next page.

GOODYEAR
ENGINEERED PRODUCTS

AIR & MULTIPURPOSE

ORTAC® 250

ORDER CODES: 569-058 (1/4" - 11/2") red 536-465 (2") red 536-010 (2") black

ID		NOM. OD		MAX. WP		WEIGHT	
in.	mm.	in.	mm.	psi	Mpa	lb./ft.	kg./m.
1/4	6.4	0.53	13.5	250	1.72	0.09	0.13
5/16	7.9	0.62	17.5	250	1.72	0.14	0.21
3/8	9.5	0.69	17.5	250	1.72	0.15	0.22
1/2	12.7	0.84	21.3	250	1.72	0.20	0.30
5/8	15.9	1.00	25.4	250	1.72	0.26	0.39
3/4	19.1	1.14	29.0	250	1.72	0.34	0.51
1	25.4	1.47	37.3	250	1.72	0.51	0.76
1¼	31.8	1.77	45.2	250	1.72	0.70	1.04
1½	38.1	2.08	52.8	250	1.72	0.96	1.43
2	50.8	2.50	63.5	200	1.37	1.08	1.61

ORTAC® 300

ORDER CODES: 569-059 (red)

ID		NOM. OD		MAX. WP		WEIGHT	
in.	mm.	in.	mm.	psi	Mpa	lb./ft.	kg./m.
3/16	4.8	0.44	11.8	300	2.07	0.07	0.10
1/4	6.4	0.61	15.7	300	2.07	0.14	0.21
5/16	7.9	0.68	17.3	300	2.07	0.16	0.24
3/8	9.5	0.73	18.6	300	2.07	0.18	0.27
1/2	12.7	0.89	22.6	300	2.07	0.25	0.37
5/8	15.9	1.06	26.9	300	2.07	0.35	0.52
3/4	19.1	1.19	30.2	300	2.07	0.40	0.60
1	25.4	1.50	38.1	300	2.07	0.59	0.88
1¼	31.8	1.81	46.0	300	2.07	0.76	1.13
1½	38.1	2.08	52.8	300	2.07	0.88	1.31

ORTAC® 400

ORDER CODES: 569-065 (yellow) (USMSHA rated) 569-066 (red)

ID		NOM. OD		MAX. WP		WEIGHT	
in.	mm.	in.	mm.	psi	Mpa	lb./ft.	kg./m.
1/4	6.4	0.61	15.7	400	2.76	0.16	0.24
3/8	9.5	0.73	18.8	400	2.76	0.20	0.30
1/2	12.7	0.89	22.8	400	2.76	0.26	0.39
3/4	19.1	1.18	30.0	400	2.76	0.41	0.61
1	25.4	1.50	38.1	400	2.76	0.61	0.91

AIR & MULTIPURPOSE

General Purpose

Heavy Duty
Push-on

CHEMICAL
TRANSFER

CLEANING
EQUIPMENT

FOOD
Transfer
Washdown

MARINE

MATERIAL
HANDLING
Abrasives
Bulk Transfer
Cement & Concrete

MINING

PETROLEUM
Aircraft Fueling
Dispensing
Dock
Transfer

SPRAY

STEAM

VACUUM

VEYANCE

WATER
Discharge
Suction &
Discharge
Washdown

WELDING

COUPLING
SYSTEMS

APPENDIX



AIR & MULTIPURPOSE

**AIR &
MULTIPURPOSE**
General Purpose
Heavy Duty
Push-on

WINGFOOT®



CHEMICAL
TRANSFER

CLEANING
EQUIPMENT

FOOD
Transfer
Washdown

MARINE

MATERIAL
HANDLING
Abrasives
Bulk Transfer
Cement & Concrete

MINING

PETROLEUM
Aircraft Fueling
Dispensing
Dock
Transfer

SPRAY

STEAM

VACUUM

VEYANCE

WATER
Discharge
Suction &
Discharge
Washdown

WELDING

COUPLING
SYSTEMS

APPENDIX

Product Specifications

- APPLICATION:** A good-quality, economical general purpose hose for industrial air service, compressor lines, pneumatic tools, low-pressure spray and many other applications where the need for oil resistance is moderate. Non-conductive, minimum electrical resistance greater than one (1) megohm per inch of length of hose at 1000 V DC. Available in 200 and 300 PSI working pressures.
- CONSTRUCTION**
TUBE: Nitrile synthetic rubber, RMA Class A (high oil resistance)
- COVER:** Red, Blue, or Black Chemivic™ synthetic rubber, RMA Class B (medium oil resistance)
- REINFORCEMENT:** Spiral synthetic yarn (3/16"– 1½"), braided synthetic yarn (2")
- TEMPERATURE:** -20°F to 190°F (-29°C to 88°C)
- PACKAGING:** 3/16"– 3/4" 500' reels, max. 3 pieces, 50' increments 1¼" 400' reels, max. 3 pieces, 50' increments
1" 450' reels, max. 3 pieces, 50' increments 1½" 300' reels, max. 3 pieces, 50' increments
Coupled assemblies available in 1/4", 3/8", and 1/2" in red.
- BRANDING:** Example: Wingfoot® Nonconductive 1/2" (12.7 mm) 200 psi WP. Made in USA. Goodyear®
- COUPLINGS:** Contact fitting manufacturer for proper fitting recommendation and coupling procedure.
- NON-STOCK/SIZES:** For special production run minimum requirements, see Appendix D.
- ORDER CODES:** See below.

WINGFOOT® 200

ORDER CODES: 569-005 (black) 569-007 (red) 569-036 (blue)

ID		NOM. OD		MAX. WP		WEIGHT	
in.	mm.	in.	mm.	psi	Mpa	lb./ft.	kg./m.
3/16	4.8	0.44	11.2	200	1.38	0.07	0.10
1/4	6.4	0.53	13.5	200	1.38	0.10	0.15
5/16	7.9	0.63	16.0	200	1.38	0.14	0.21
3/8	9.5	0.69	17.5	200	1.38	0.15	0.22
1/2	12.7	0.84	21.3	200	1.38	0.21	0.31
5/8	15.9	1.00	25.4	200	1.38	0.27	0.40
3/4	19.1	1.13	28.7	200	1.38	0.38	0.57
1	25.4	1.47	37.3	200	1.38	0.58	0.86

WINGFOOT® 300

ORDER CODES: 569-006 (black) 569-008 (red 3/16" – 1½")
569-037 (blue) 536-037 (red 2")

ID		NOM. OD		MAX. WP		WEIGHT	
in.	mm.	in.	mm.	psi	Mpa	lb./ft.	kg./m.
3/16	4.8	0.44	11.2	200	1.38	0.07	0.10
1/4	6.4	0.54	13.7	300	2.07	0.14	0.21
5/16	7.9	0.64	16.3	300	2.07	0.18	0.27
3/8	9.5	0.69	17.5	300	2.07	0.19	0.28
1/2	12.7	0.86	21.8	300	2.07	0.26	0.39
5/8	15.9	1.02	25.9	300	2.07	0.33	0.49
3/4	19.1	1.19	30.2	300	2.07	0.42	0.63
1	25.4	1.50	38.1	300	2.07	0.62	0.92
1¼	31.8	1.77	45.6	250	1.72	0.84	1.25
1½	38.1	2.08	53.2	250	1.72	1.01	1.50
2	50.8	2.50	63.5	300	2.07	1.02	1.52

GOODYEAR
ENGINEERED PRODUCTS

AIR & MULTIPURPOSE

MIL A-A-59565 MILITARY AIR HOSE



AIR &
MULTIPURPOSE
General Purpose
Heavy Duty
Push-on

Product Specifications

APPLICATION: This commercial item description (CID) covers rubber hose and rubber hose assemblies with yarn, cord or fabric reinforcement intended for light-duty air applications.

The General Services Administration has authorized the use of this commercial item description for all federal agencies

5:1 Safety Factor.

CONSTRUCTION

TUBE: Versigard® EPDM, RMA Classs C Oil Resistance

COVER: Versigard EPDM, RMA Classs C Oil Resistance

REINFORCEMENT: 2-spiral synthetic cord, 1/4" ID through 5/8" ID
4-spiral synthetic cord, 3/4" ID through 1 1/4" ID

TEMPERATURE: -40°F to 190°F (-40°C to 88°C)

PACKAGING: Bulk reels (Alternative packaging specs available upon request)

BRANDING: Example: Pneumatic A-A-59565 Goodyear® 200 PSI WP

COUPLINGS: Contact fitting manufacturer for proper fitting recommendation and coupling procedure

MATERIAL CODE: 569-536

CHEMICAL
TRANSFER

CLEANING
EQUIPMENT

FOOD
Transfer
Washdown

MARINE

MATERIAL
HANDLING
Abrasives
Bulk Transfer
Cement & Concrete

MINING

PETROLEUM
Aircraft Fueling
Dispensing
Dock
Transfer

SPRAY

STEAM

VACUUM

VEYANCE

WATER
Discharge
Suction &
Discharge
Washdown

WELDING

COUPLING
SYSTEMS

APPENDIX

MIL A-A-59565 MILITARY AIR HOSE

SIZE CODE	ID		NOM. OD		MAX WP		WEIGHT	
	in.	mm.	in.	mm.	psi	Mpa	lbs./ft.	kg./m.
04	1/4	6.4	0.55	13.9	200	1.38	0.10	0.15
06	3/8	9.5	0.75	19.1	200	1.38	0.17	0.25
07	7/16	11.1	0.83	21.2	150	1.03	0.21	0.31
08	1/2	12.7	0.87	22.2	150	1.03	0.21	0.31
10	5/8	15.9	1.00	25.4	125	0.86	0.25	0.37
12	3/4	19.1	1.14	29.0	125	0.86	0.35	0.52
16	1	25.4	1.52	38.5	125	0.86	0.58	0.86
20	1 1/4	31.8	1.75	44.4	100	0.69	0.63	0.94



AIR & MULTIPURPOSE

**AIR &
MULTIPURPOSE**
General Purpose
Heavy Duty
Push-on

ARCTIC ORTAC®



NEW

Product Specifications

- APPLICATION:** Arctic Ortac® (Oil Resistant Tube and Cover) is our most popular cold temperature multipurpose hose. For use with air, water, oil, kerosene, fuel oil and some chemical applications.
- CONSTRUCTION**
- TUBE:** Nitrile synthetic rubber, RMA Class A (High Oil Resistance)
- COVER:** Neoprene, RMA Class A (High Oil Resistance)
- REINFORCEMENT:** One textile braid
- TEMPERATURE:** -65°F to 180°F (-54°C to 82°C)
- PACKAGING:** 500' reels, maximum 3 pieces, 50' minimum length
- BRANDING:** Example: 9.5mm 3/8" Arctic Ortac® Goodyear® 2.1 MPA/300 PSI. Made In USA
- COUPLINGS:** Contact fitting manufacturer for proper fitting recommendation and coupling procedure.
- NON-STOCK/SIZES:** For special production run minimum requirements, see Appendix D.
- ORDER CODES:** 536-276

ARCTIC ORTAC®

ID		NOM. OD		MAX. WP		WEIGHT	
in.	mm.	in.	mm.	psi	Mpa	lb./ft.	kg./m.
1/4	6.4	0.63	16.0	300	2.07	0.14	0.21
3/8	9.5	0.75	19.1	300	2.07	0.19	0.28
1/2	12.7	0.91	23.1	300	2.07	0.25	0.37
3/4	19.1	1.18	30.0	300	2.07	0.36	0.54
1	25.4	1.50	38.1	300	2.07	0.58	0.86
1¼	31.8	1.80	45.7	300	2.07	0.74	1.10
1⅜	34.9	1.97	50.0	300	2.07	0.92	1.37
1½	38.1	2.09	53.1	300	2.07	1.01	1.50

CHEMICAL
TRANSFER

CLEANING
EQUIPMENT

FOOD
Transfer
Washdown

MARINE

MATERIAL
HANDLING
Abrasives
Bulk Transfer
Cement & Concrete

MINING

PETROLEUM
Aircraft Fueling
Dispensing
Dock
Transfer

SPRAY

STEAM

VACUUM

VEYANCE

WATER
Discharge
Suction &
Discharge
Washdown

WELDING

COUPLING
SYSTEMS

APPENDIX

GOODYEAR
ENGINEERED PRODUCTS

ARCTIC ORTAC® PLUS



Product Specifications

APPLICATION:	A low-temperature hose construction for air, water, oil, kerosene, fuel oil and some chemical operations where temperatures fall as low as -65°F (-54°C).
CONSTRUCTION TUBE:	Black low-temp, ECO oil-resistant synthetic rubber, RMA Class A (High Oil Resistance)
COVER:	Black ultra-low temperature, ECO oil resistant synthetic rubber (with a blue stripe), RMA Class A (High Oil Resistance)
REINFORCEMENT:	One textile braid
TEMPERATURE:	-65°F to 180°F (-54°C to 82°C)
PACKAGING:	500' reels, maximum 3 pieces, 50' minimum length
BRANDING:	Example: 9.5mm 3/8" Arctic Ortac® Plus 2.1 MPA/300 PSI. Goodyear.® Made In USA
COUPLINGS:	Contact fitting manufacturer for proper fitting recommendation and coupling procedure.
NON-STOCK/SIZES:	For special production run minimum requirements, see Appendix D.
ORDER CODES:	536-275

ARCTIC ORTAC® PLUS

ID		NOM. OD		MAX. WP		WEIGHT	
in.	mm.	in.	mm.	psi	Mpa	lb./ft.	kg./m.
1/4	6.4	0.63	16.0	300	2.07	0.16	0.22
3/8	9.5	0.75	19.1	300	2.07	0.20	0.28
1/2	12.7	0.91	23.1	300	2.07	0.27	0.37
3/4	19.1	1.18	30.0	300	2.07	0.40	0.54
1	25.4	1.50	38.1	300	2.07	0.57	0.86

AIR &
MULTIPURPOSE
General Purpose
Heavy Duty
Push-on

CHEMICAL
TRANSFER

CLEANING
EQUIPMENT

FOOD
Transfer
Washdown

MARINE

MATERIAL
HANDLING
Abrasives
Bulk Transfer
Cement & Concrete

MINING

PETROLEUM
Aircraft Fueling
Dispensing
Dock
Transfer

SPRAY

STEAM

VACUUM

VEYANCE

WATER
Discharge
Suction &
Discharge
Washdown

WELDING

COUPLING
SYSTEMS

APPENDIX

AIR & MULTIPURPOSE

**AIR &
MULTIPURPOSE**
General Purpose
Heavy Duty
Push-on

FLEXSTEEL® SERVICE STATION AIR



Product Specifications

APPLICATION: For tire inflation service from towers, reels, or curb connections.

CONSTRUCTION

TUBE: Nitrile synthetic rubber, RMA Class B (medium/high oil resistance)

COVER: Red or Black nitrile synthetic rubber, abrasion- and oil-resistant, RMA Class B (medium/high oil resistance)

REINFORCEMENT: Braided (1) steel wire braid

TEMPERATURE: -20°F to 190°F (-29°C to 88°C)

PACKAGING: 500' reels, maximum 3 pieces, 25' minimum

BRANDING: Example: Goodyear® 1/4" Flexsteel® Service Station Air. Made in USA

COUPLINGS: Contact fitting manufacturer for proper fitting recommendation and coupling procedure.

NON-STOCK/SIZES: For special production run minimum requirements, see Appendix D.

ORDER CODES: 539-078 (red) 539-097 (black)

CHEMICAL
TRANSFER

CLEANING
EQUIPMENT

FOOD
Transfer
Washdown

MARINE

MATERIAL
HANDLING
Abrasives
Bulk Transfer
Cement & Concrete

MINING

PETROLEUM
Aircraft Fueling
Dispensing
Dock
Transfer

SPRAY

STEAM

VACUUM

VEYANCE

WATER
Discharge
Suction &
Discharge
Washdown

WELDING

COUPLING
SYSTEMS

APPENDIX

FLEXSTEEL® SERVICE STATION AIR

ID		NOM. OD		MAX. WP		WEIGHT	
in.	mm.	in.	mm.	psi	Mpa	lb./ft.	kg./m.
1/4	6.4	0.61	15.5	250	1.72	0.18	0.28
3/8	9.5	0.72	18.3	250	1.72	0.23	0.34

GOODYEAR
ENGINEERED PRODUCTS

AIR & MULTIPURPOSE

SERVICE STATION AIR



AIR & MULTIPURPOSE
General Purpose
 Heavy Duty
 Push-on

Product Specifications

- APPLICATION:** For general air line service stations, automobile repair shops, garages, etc.
- CONSTRUCTION**
 - TUBE:** Versigard® synthetic rubber, RMA Class C (Limited Oil Resistance)
 - COVER:** Versigard synthetic rubber (red)
- REINFORCEMENT:** Spiral synthetic yarn
- TEMPERATURE:** -40°F to 190°F (-40°C to 88°C)
- PACKAGING:** 500' reels, maximum 3 pieces, 50' increments
- BRANDING:** Example: Service Station Air. Made in the USA. Goodyear®
- COUPLINGS:** Contact fitting manufacturer for proper fitting recommendation and coupling procedure.
- NON-STOCK/SIZES:** For special production run minimum requirements, see Appendix D.
- ORDER CODES:** 569-018

SERVICE STATION AIR

ID		NOM. OD		MAX. WP		WEIGHT	
in.	mm.	in.	mm.	psi	Mpa	lb./ft.	kg./m.
1/4	6.35	0.59	14.99	250	1.72	0.16	0.24
3/8	9.53	0.71	18.03	250	1.72	0.21	0.31

CHEMICAL TRANSFER

CLEANING EQUIPMENT

FOOD Transfer Washdown

MARINE

MATERIAL HANDLING
 Abrasives
 Bulk Transfer
 Cement & Concrete

MINING

PETROLEUM
 Aircraft Fueling
 Dispensing
 Dock Transfer

SPRAY

STEAM

VACUUM

VEYANCE

WATER
 Discharge
 Suction &
 Discharge
 Washdown

WELDING

COUPLING SYSTEMS

APPENDIX

AIR & MULTIPURPOSE

**AIR &
MULTIPURPOSE**
General Purpose
Heavy Duty
Push-on

CHEMICAL
TRANSFER

CLEANING
EQUIPMENT

FOOD
Transfer
Washdown

MARINE

MATERIAL
HANDLING
Abrasives
Bulk Transfer
Cement & Concrete

MINING

PETROLEUM
Aircraft Fueling
Dispensing
Dock
Transfer

SPRAY

STEAM

VACUUM

VEYANCE

WATER
Discharge
Suction &
Discharge
Washdown

WELDING

COUPLING
SYSTEMS

APPENDIX

F5™ AIR HOSE



NEW

Product Specifications


- APPLICATION:** A hybrid thermoplastic hose that provides durability and flexibility, is lightweight and has a low drag resistance. F5™ is non-marking, oil resistant and performs well under cold temperatures to -40°F. This 300 PSI hose is designed for a variety of pneumatic applications in industries such as construction and manufacturing.
- CONSTRUCTION**
- TUBE:** Blue Flexible TPE, RMA Class B (medium oil resistance)
- COVER:** Matte Blue Flexible TPE, RMA Class B (medium oil resistance)
- REINFORCEMENT:** Polyester yarn
- TEMPERATURE:** -40°F to 158°F (-40°C to 70°C)
- PACKAGING:** 25', 50', 100' coils or 750' reels
- BRANDING:** Example: F5™ 300 PSI. Made in USA. Goodyear®
- COUPLINGS:** MxM NPT for coupled assemblies
- ORDER CODES:** 540-438 (blue)

F5™ AIR HOSE

	ID		NOM. OD		MAX. WP		WEIGHT	
	in.	mm.	in.	mm.	psi	Mpa	lb./ft.	kg./m.
	1/4	6.6	.50	11.5	300	2.07	0.06	0.09
	5/16	7.9	.59	15.0	300	2.07	0.09	0.15
	3/8	9.8	.64	16.2	300	2.07	0.10	0.16
	1/2	12.7	.81	20.0	300	2.07	0.16	0.24
	3/4	18.9	1.11	28.1	300	2.07	0.26	0.36
	1	25.4	1.37	34.8	200	1.38	0.35	0.52

GOODYEAR
ENGINEERED PRODUCTS

PLIOVIC® PVC TUBING



NEW

Product Specifications

- APPLICATION:** The new full line of domestically manufactured Pliovic® PVC Food and Industrial Tubing offers Class B oil/chemical resistance at a wide temperature range. Pliovic PVC Tubing conforms to USDA, 3-A Sanitary and FDA Standards and can be used for transmission of raw and pasteurized milk and other high content dairy items. Pliovic PVC tubing can also be used in industrial applications such as air lines, chemical tubing for transfer of chemical products, fuel and lubricant tubing for non-automotive applications, laboratory equipment, irrigation tubing for weep irrigation of crops, telecommunications tubing (ducts), water and fluid lines (drain lines, spray tubing, etc.), glass and window wash systems, cable insulation, abrasion-resistant sleeving, analytical instruments, aeration applications and more.
- CONSTRUCTION**
- TUBE:** Clear PVC (FDA, 3-A and USDA compliant)
- COVER:** Clear PVC
- TEMPERATURE:** -10°F to 158°F (-23°C to 70°C)
- PACKAGING:** Coiled
- BRANDING:** Not branded
- NON-STOCK/SIZES:** Contact your Goodyear Engineered Products representative for special production run minimum requirements.
- ORDER CODES:** 540-442

PLIOVIC® PVC TUBING

ID		NOM. OD		MAX. WP		WEIGHT	
in.	mm.	in.	mm.	psi	Mpa	lb./ft.	kg./m.
1/16	1.6	0.126	3.2	60	.413	0.005	0.0074
3/32	2.4	0.157	4.0	42	.289	0.006	0.0089
1/8	3.2	0.189	4.8	44	.303	0.008	0.0119
3/16	4.8	0.311	7.9	55	.379	0.025	0.0372
1/4	6.4	0.437	11.1	60	.413	0.052	0.0774
3/8	9.5	0.559	14.2	40	.256	0.070	0.1042
7/16	11.1	0.681	17.3	50	.344	0.110	0.1637
9/16	14.3	0.748	19.0	40	.275	0.098	0.1458
5/8	15.9	0.870	22.1	40	.275	0.148	0.2202
11/16	17.5	1.000	25.4	40	.275	0.213	0.3169
7/8	22.2	1.120	28.4	30	.206	0.197	0.2931
1	25.4	1.378	35.0	45	.310	0.376	0.5595
1¼	31.8	1.630	38.2	31	.213	0.291	0.4340
1⅜	34.9	1.750	44.5	28	.193	0.495	0.7366
1½	38.1	1.880	47.7	26	.179	0.535	0.7961
1¾	44.5	2.000	50.7	16	.110	0.383	0.5699
2	50.8	0.934	63.4	35	.241	0.934	1.3898

AIR &
MULTIPURPOSE
General Purpose
Heavy Duty
Push-on

CHEMICAL
TRANSFER

CLEANING
EQUIPMENT

FOOD
Transfer
Washdown

MARINE

MATERIAL
HANDLING
Abrasives
Bulk Transfer
Cement & Concrete

MINING

PETROLEUM
Aircraft Fueling
Dispensing
Dock
Transfer

SPRAY

STEAM

VACUUM

VEYANCE

WATER
Discharge
Suction &
Discharge
Washdown

WELDING

COUPLING
SYSTEMS

APPENDIX

AIR & MULTIPURPOSE

AIR &
MULTIPURPOSE
General Purpose
Heavy Duty
Push-on

PLIOVIC®



Product Specifications

APPLICATION: A lightweight, economical general purpose hose for carrying air, water and many spray solutions. Pliovic® is suitable for a wide range of industrial, construction, agricultural hand sprayers and many multipurpose applications. Non-conductive, minimum electrical resistance greater than one (1) megohm per inch of hose length at 1000 Volts DC. Available in Pliovic® GS construction or a thick cover, Pliovic® Plus construction. Non-marking cover.

CONSTRUCTION
TUBE: Black Pliovic®, RMA Class B (Medium Oil Resistance)

COVER: Pliovic®, smooth finish, RMA Class B (Medium Oil Resistance)

REINFORCEMENT: Spiral synthetic yarn

TEMPERATURE: -10°F to 158°F (-23°C to 70°C) for GS and Pliovic® Plus 250

PACKAGING:

1/4" – 1/2"	750' reels, maximum 3 pieces, 50' increments
5/8"	500' reels, maximum 3 pieces, 50' increments (Pliovic® Plus 250 Only)
3/4"	450' reels, maximum 3 pieces, 50' increments (Pliovic® Plus 250 Only)
1"	400' reels, maximum 3 pieces, 50' increments (Pliovic® Plus 250 Only)
1 1/4" – 2"	300' reels, maximum 3 pieces, 50' increments (Pliovic® Plus 250 Only)

Coupled assemblies available upon request. Contact hose marketing for availability on cut, coiled, and tied hose lengths.

BRANDING: Example: Pliovic® GS 3/8" ID (9.5 mm) 250 psi WP. Made in USA. Goodyear®

COUPLINGS: Contact fitting manufacturer for proper fitting recommendation and coupling procedure.

NON-STOCK/SIZES: For special production run minimum requirements, see Appendix D.

ORDER CODES: See next page.

CHEMICAL
TRANSFER

CLEANING
EQUIPMENT

FOOD
Transfer
Washdown

MARINE

MATERIAL
HANDLING
Abrasives
Bulk Transfer
Cement & Concrete

MINING

PETROLEUM
Aircraft Fueling
Dispensing
Dock
Transfer

SPRAY

STEAM

VACUUM

VEYANCE

WATER
Discharge
Suction &
Discharge
Washdown

WELDING

COUPLING
SYSTEMS

APPENDIX

GOODYEAR
ENGINEERED PRODUCTS

AIR & MULTIPURPOSE

PLIOVIC® GS

ORDER CODES: 540-350 (blue) 540-357 (yellow) 540-472 (black)
540-358 (green) 540-406 (red)

ID		NOM. OD		MAX. WP		WEIGHT	
in.	mm.	in.	mm.	psi	Mpa	lb./ft.	kg./m.
1/4	6.4	0.45	11.4	300	2.07	0.06	0.09
5/16	7.9	0.59	15.0	300	2.07	0.11	0.16
3/8	9.5	0.60	15.2	300	2.07	0.09	0.13
1/2	12.7	0.78	19.8	300	2.07	0.15	0.22

PLIOVIC® PLUS 250

ORDER CODES: 540-201 (red) 540-227 (blue) 540-232 (green)
540-233 (black) 540-257 (yellow)

ID		NOM. OD		MAX. WP		WEIGHT	
in.	mm.	in.	mm.	psi	Mpa	lb./ft.	kg./m.
1/4	6.4	0.50	12.7	250	1.72	0.08	0.12
3/8	9.5	0.66	16.8	250	1.72	0.13	0.19
1/2	12.7	0.81	20.6	250	1.72	0.17	0.25
5/8	15.9	0.94	23.9	250	1.72	0.20	0.30
3/4	19.1	1.11	28.2	250	1.72	0.28	0.42
1	25.4	1.38	35.1	200	1.38	0.37	0.55
1¼	31.75	1.72	43.6	125	0.86	0.60	0.89
1½	38.1	1.98	50.2	125	0.86	0.72	1.07
2	50.8	2.51	63.8	100	0.69	1.00	1.48

AIR & MULTIPURPOSE

General Purpose

Heavy Duty
Push-on

CHEMICAL
TRANSFER

CLEANING
EQUIPMENT

FOOD
Transfer
Washdown

MARINE

MATERIAL
HANDLING
Abrasives
Bulk Transfer
Cement & Concrete

MINING

PETROLEUM
Aircraft Fueling
Dispensing
Dock
Transfer

SPRAY

STEAM

VACUUM

VEYANCE

WATER
Discharge
Suction &
Discharge
Washdown

WELDING

COUPLING
SYSTEMS

APPENDIX

AIR & MULTIPURPOSE

**AIR &
MULTIPURPOSE**
General Purpose
Heavy Duty
Push-on

CHEMICAL
TRANSFER

CLEANING
EQUIPMENT

FOOD
Transfer
Washdown

MARINE

MATERIAL
HANDLING
Abrasives
Bulk Transfer
Cement & Concrete

MINING

PETROLEUM
Aircraft Fueling
Dispensing
Dock
Transfer

SPRAY

STEAM

VACUUM

VEYANCE

WATER
Discharge
Suction &
Discharge
Washdown

WELDING

COUPLING
SYSTEMS

APPENDIX

BRAIDAIR™



Product Specifications

- APPLICATION:** A quality braided general purpose hose for industrial service, compressor lines, pneumatic tools, water service and low-pressure spray where the need for oil resistance is moderate.
- CONSTRUCTION**
- TUBE:** Black synthetic, RMA Class A (High Oil Resistance)
- COVER:** Red synthetic, RMA Class B (Medium Oil Resistance)
- REINFORCEMENT:** Braided (1) synthetic yarn
- TEMPERATURE:** -20°F to 190°F (-29°C to 88°C)
- PACKAGING:** 1/4" – 1" 400'–750' reels, maximum 3 pieces, 50' minimum
1 1/4" – 1 1/2" 300' reels, maximum 3 pieces, 50' minimum
2" 150'–250' carton, maximum 2 pieces, 50' minimum
- BRANDING:** Example: Goodyear® Braidair™ 300 psi WP (20 Bar) 3/8" (9.5mm)
- COUPLINGS:** Contact fitting manufacturer for proper fitting recommendation and coupling procedure.
- NON-STOCK/SIZES:** For special production run minimum requirements, see Appendix D.
- ORDER CODES:** 536-422 (1/4" - 1 1/2") 536-421 (2")

BRAIDAIR™

ID		NOM. OD		MAX. WP		WEIGHT	
in.	mm.	in.	mm.	psi	Mpa	lb./ft.	kg./m.
1/4	6.4	0.55	14.0	300	2.07	0.11	0.16
3/8	9.5	0.72	18.3	300	2.07	0.18	0.26
1/2	12.7	0.85	21.6	300	2.07	0.21	0.31
3/4	19.1	1.13	28.7	300	2.07	0.32	0.48
1	25.4	1.47	37.3	300	2.07	0.50	0.74
1 1/4	31.8	1.80	45.7	300	2.07	0.75	1.12
1 1/2	38.1	2.09	53.1	300	2.07	1.00	1.49
2	50.8	2.50	63.5	200	1.38	1.09	1.62

AIR & MULTIPURPOSE

HEAVY DUTY



AIR &
MULTIPURPOSE
General Purpose
Heavy Duty
Push-on

CHEMICAL
TRANSFER

CLEANING
EQUIPMENT

FOOD
Transfer
Washdown

MARINE

MATERIAL
HANDLING
Abrasives
Bulk Transfer
Cement & Concrete

MINING

PETROLEUM
Aircraft Fueling
Dispensing
Dock
Transfer

SPRAY

STEAM

VACUUM

VEYANCE

WATER
Discharge
Suction &
Discharge
Washdown

WELDING

COUPLING
SYSTEMS

APPENDIX

	Page	MSHA	Oil Resistance Tube*	Oil Resistance Cover*	Temp Range	Textile	Wire	Braided	Wrapped Finish
Explorer® Air	29		C	C 220°F	-40°F to	Yes		Yes	Yes
Explorer® Plus Air	30		C	C 220°F	-40°F to	Yes		Yes	Yes
Plicord® Air Green 400	32		C	C 180°F	-25°F to	Yes			Yes
Plicord® Super Rock Drill	31	Yes	A	B 220°F	-40°F to		Yes		Yes
Steel Air	28	Yes	B	B 200°F	-40°F to		Yes	Yes	Yes
Super Ortac®	33	Yes	B	B 200°F	-20°F to		Yes	Yes	

*Based on RMA oil classification. For more information, see Appendix C.

AIR & MULTIPURPOSE

AIR &
MULTIPURPOSE
General Purpose
Heavy Duty
Push-on

CHEMICAL
TRANSFER

CLEANING
EQUIPMENT

FOOD
Transfer
Washdown

MARINE

MATERIAL
HANDLING
Abrasives
Bulk Transfer
Cement & Concrete

MINING

PETROLEUM
Aircraft Fueling
Dispensing
Dock
Transfer

SPRAY

STEAM

VACUUM

VEYANCE

WATER
Discharge
Suction &
Discharge
Washdown

WELDING

COUPLING
SYSTEMS

APPENDIX

STEEL AIR



Product Specifications

- APPLICATION:** A heavy-duty, wrapped finish, single wire-braid or spiral ply wire air hose for higher pressure service in severe industrial applications including service in mines, quarries and construction jobs.
- CONSTRUCTION**
TUBE: Black Nitrile synthetic rubber, RMA Class B
- COVER:** Yellow Chemivic™ synthetic rubber (wrapped impression), RMA Class B, MSHA approved
- REINFORCEMENT:** Braided (1) steel wire (1/2" - 1 1/2") Spiral-plied steel wire (2" - 4")
- TEMPERATURE:** -40°F to 200°F (-40°C to 93°C)
- PACKAGING:** 50' and 100' length, coiled
- BRANDING:** Example: Goodyear® Steel Air 500 psi 3.4 MPA 2" 50.8 mm
- COUPLINGS:** Contact fitting manufacturer for proper fitting recommendation and coupling procedure.
- NON-STOCK/SIZES:** For special production run minimum requirements, see Appendix D.

STEEL AIR

ORDER CODES: 539-159 (1/2" - 1 1/2") MSHA IC 11/9

ID		NOM. OD		MAX. WP		WEIGHT	
in.	mm.	in.	mm.	psi	Mpa	lb./ft.	kg./m.
1/2	12.7	0.91	23.1	750	5.17	0.34	0.51
3/4	19.1	1.14	29.0	750	5.17	0.45	0.67
1	25.4	1.45	36.6	750	5.17	0.66	1.00
1 1/4	31.8	1.81	46.0	500	3.45	0.98	1.46
1 1/2	38.1	1.98	50.2	500	3.45	0.97	1.44

STEEL AIR

ORDER CODES: 549-209 (2" - 4") MSHA IC 11/7

ID		NOM. OD		MAX. WP		WEIGHT	
in.	mm.	in.	mm.	psi	Mpa	lb./ft.	kg./m.
2	50.8	2.66	67.6	500	3.45	1.59	2.36
2 1/2	63.5	3.33	84.6	500	3.45	2.63	3.91
3	76.2	3.81	96.8	500	3.45	3.07	4.57
4	101.6	4.90	124.5	500	3.45	4.36	6.49

Also available with Versigard® synthetic rubber tube and cover where superior heat resistance is more important than oil resistance.

GOODYEAR
ENGINEERED PRODUCTS

AIR & MULTIPURPOSE

EXPLORER® AIR



Product Specifications

- APPLICATION:** A versatile, heavy-duty air hose for mining, construction and industrial applications.
- CONSTRUCTION**
 - TUBE:** Black Versigard® synthetic rubber, RMA Class C (limited oil resistance) (536-509)
Black SBR synthetic rubber, RMA Class C (limited oil resistance) (549-943)
 - COVER:** Yellow Versigard® synthetic rubber (wrapped impression), RMA Class C (limited oil resistance)
- REINFORCEMENT:** Braided (1) synthetic yarn (1/2" – 2"); Spiral-ply synthetic fabric (2½" – 3")
- TEMPERATURE:** -40°F to 220°F (-40°C to 104°C)
- PACKAGING:** 50' length, coiled
- BRANDING:** Example: 1" 24.4mm Explorer® Air 300 psi 2.1 MPA WP
- COUPLINGS:** Contact fitting manufacturer for proper fitting recommendation and coupling procedure.
- NON-STOCK/SIZES:** For special production run minimum requirements, see Appendix D.
- ORDER CODES:** 536 -509 (1/2" – 1") 549-943 (1¼" – 3")

EXPLORER® AIR

ID		NOM. OD		MAX. WP		WEIGHT	
in.	mm.	in.	mm.	psi	Mpa	lb./ft.	kg./m.
1/2	12.7	0.89	22.6	300	2.07	0.24	0.36
3/4	19.1	1.19	30.2	300	2.07	0.37	0.55
1	25.4	1.49	37.9	300	2.07	0.53	0.79
1¼	31.8	1.66	42.2	300	2.07	0.58	0.86
1½	38.1	2.01	51.1	300	2.07	0.83	1.24
2	50.8	2.57	65.3	300	2.07	1.20	1.79
2½	63.7	3.13	79.4	300	2.07	1.56	2.32
3	76.1	3.56	90.6	300	2.07	1.67	2.48

AIR &
MULTIPURPOSE
General Purpose
Heavy Duty
Push-on

CHEMICAL
TRANSFER

CLEANING
EQUIPMENT

FOOD
Transfer
Washdown

MARINE

MATERIAL
HANDLING
Abrasives
Bulk Transfer
Cement & Concrete

MINING

PETROLEUM
Aircraft Fueling
Dispensing
Dock
Transfer

SPRAY

STEAM

VACUUM

VEYANCE

WATER
Discharge
Suction &
Discharge
Washdown

WELDING

COUPLING
SYSTEMS

APPENDIX

AIR & MULTIPURPOSE

AIR &
MULTIPURPOSE
General Purpose
Heavy Duty
Push-on

CHEMICAL
TRANSFER

CLEANING
EQUIPMENT

FOOD
Transfer
Washdown

MARINE

MATERIAL
HANDLING
Abrasives
Bulk Transfer
Cement & Concrete

MINING

PETROLEUM
Aircraft Fueling
Dispensing
Dock
Transfer

SPRAY

STEAM

VACUUM

VEYANCE

WATER
Discharge
Suction &
Discharge
Washdown

WELDING

COUPLING
SYSTEMS

APPENDIX

EXPLORER® PLUS AIR



Product Specifications

- APPLICATION:** A versatile, heavy-duty air hose for mining, construction, and industrial applications where medium pressures are encountered.
- CONSTRUCTION**
TUBE: Black Versigard® synthetic rubber (536-508), RMA Class C
Black Versigard synthetic rubber (549-317)
- COVER:** Yellow Versigard® (wrapped impression)
- REINFORCEMENT:** Braided (1) synthetic yarn (1/2" – 1¼"); Spiral-plyed synthetic fabric (1½" – 4")
- TEMPERATURE:** -40°F to 220°F (-40°C to 104°C)
- PACKAGING:** 50' length, coiled
- BRANDING:** Example: 1" 25.4mm Explorer® Plus Air 400psi 2.8 MPA WP. Goodyear®
- COUPLINGS:** Contact fitting manufacturer for proper fitting recommendation and coupling procedure.
- NON-STOCK/SIZES:** For special production run minimum requirements, see Appendix D.
- ORDER CODES:** 536-508 (1/2" – 1") 549-317 (1¼" – 4")

EXPLORER® PLUS AIR

ID		NOM. OD		MAX. WP		WEIGHT	
in.	mm.	in.	mm.	psi	Mpa	lb./ft.	kg./m.
1/2	12.7	0.94	23.9	400	2.76	0.24	0.36
3/4	19.1	1.19	30.2	400	2.76	0.38	0.57
1	25.4	1.49	37.9	400	2.76	0.54	0.80
1¼	31.8	1.66	42.2	400	2.76	0.56	0.83
1½	38.1	2.01	51.1	400	2.76	0.83	1.24
2	50.8	2.54	64.4	400	2.76	1.08	1.61
2½	63.5	3.17	80.6	400	2.76	1.70	2.53
3	76.2	3.66	93.0	400	2.76	2.00	2.98
4	101.6	4.78	121.5	400	2.76	2.92	4.35

GOODYEAR
ENGINEERED PRODUCTS

AIR & MULTIPURPOSE

PLICORD® SUPER ROCK DRILL



Product Specifications

- APPLICATION:** An extra heavy-duty, high-pressure hose for pneumatic service in mining, construction and industrial service where working conditions are especially severe.
- CONSTRUCTION**
 - TUBE:** Black, heat-resistant Nitrile (ORS) synthetic rubber, RMA Class A (High Oil Resistance)
 - COVER:** Blue Chemivic™ synthetic with spiral yellow transfer stripe (wrapped impression) MSHA approved, RMA Class B (medium oil resistance)
- REINFORCEMENT:** Spiral-plied steel wire
- TEMPERATURE:** -40°F to 220°F (-40°C to 104°C)
- PACKAGING:** 100' length, coiled, polywrapped
- BRANDING (SPIRAL):** Example: Goodyear® Plicord® Super Rock Drill ORS 500 psi WP
- COUPLINGS:** Contact fitting manufacturer for proper fitting recommendation and coupling procedure.
- NON-STOCK/SIZES:** For special production run minimum requirements, see Appendix D.
- ORDER CODES:** 549-285

PLICORD® SUPER ROCK DRILL

ID		NOM. OD		MAX. WP		WEIGHT	
in.	mm.	in.	mm.	psi	Mpa	lb./ft.	kg./m.
2½	63.5	3.45	87.7	500	3.45	2.96	4.40
3	76.2	3.94	100.1	500	3.45	3.44	5.12
4	101.6	4.96	126.0	400	2.76	4.55	6.77

AIR &
MULTIPURPOSE
General Purpose
Heavy Duty
Push-on

CHEMICAL
TRANSFER

CLEANING
EQUIPMENT

FOOD
Transfer
Washdown

MARINE

MATERIAL
HANDLING
Abrasives
Bulk Transfer
Cement & Concrete

MINING

PETROLEUM
Aircraft Fueling
Dispensing
Dock
Transfer

SPRAY

STEAM

VACUUM

VEYANCE

WATER
Discharge
Suction &
Discharge
Washdown

WELDING

COUPLING
SYSTEMS

APPENDIX

AIR & MULTIPURPOSE

AIR &
MULTIPURPOSE
General Purpose
Heavy Duty
Push-on

CHEMICAL
TRANSFER

CLEANING
EQUIPMENT

FOOD
Transfer
Washdown

MARINE

MATERIAL
HANDLING
Abrasives
Bulk Transfer
Cement & Concrete

MINING

PETROLEUM
Aircraft Fueling
Dispensing
Dock
Transfer

SPRAY

STEAM

VACUUM

VEYANCE

WATER
Discharge
Suction &
Discharge
Washdown

WELDING

COUPLING
SYSTEMS

APPENDIX

PLICORD® AIR GREEN 400



Product Specifications

- APPLICATION:** A versatile, heavy-duty air hose for use in rough industrial applications or for severe service in mines, quarries and construction jobs.
- CONSTRUCTION**
TUBE: Black Plioflex® synthetic rubber, RMA Class C (Limited Oil Resistance) (non-conductive)
- COVER:** Green Plioflex® synthetic rubber (wrapped impression), RMA Class C (Limited Oil Resistance)
- REINFORCEMENT:** Spiral-plied synthetic fabric
- TEMPERATURE:** -25°F to 180°F (-32°C to 82°C)
- PACKAGING:** 100' length, coiled, polywrapped
- BRANDING (SPIRAL):** Example: Goodyear® Plicord® Air Green 400 psi WP
- COUPLINGS:** Contact fitting manufacturer for proper fitting recommendation and coupling procedure.
- NON-STOCK/SIZES:** For special production run minimum requirements, see Appendix D.
- ORDER CODES:** 549-006

PLICORD® AIR GREEN 400

ID		NOM. OD		MAX. WP		WEIGHT	
in.	mm.	in.	mm.	psi	Mpa	lb./ft.	kg./m.
1/2	12.7	0.880	22.4	400	2.76	0.23	0.34
5/8	15.9	1.050	26.7	400	2.76	0.32	0.48
3/4	19.1	1.230	31.2	400	2.76	0.45	0.67
1	25.4	1.500	38.1	400	2.76	0.58	0.86
1¼	31.8	1.790	45.5	400	2.76	0.74	1.10
1½ ₁₆	33.3	1.890	48.0	400	2.76	0.83	1.24
1½	38.1	2.040	51.8	400	2.76	0.86	1.28
2	50.8	2.546	64.7	400	2.76	1.11	1.65
2½	63.5	3.156	80.2	400	2.76	1.64	2.44
3	76.2	3.700	94.0	400	2.76	2.14	3.18

GOODYEAR
ENGINEERED PRODUCTS

AIR & MULTIPURPOSE

SUPER ORTAC®



Product Specifications

- APPLICATION:** For heavy-duty service in handling air, water, oil, petroleum-based solvents and agricultural spray solutions.
- CONSTRUCTION**
 - TUBE:** Nitrile synthetic rubber, RMA Class B (Medium Oil Resistance)
 - COVER:** Yellow Chemivic™ synthetic rubber, RMA Class B (Medium Oil Resistance), smooth finish, pinpricked, MSHA approved
- REINFORCEMENT:** Braided (1) steel wire
- TEMPERATURE:** -20°F to 200°F (-29°C to 93°C)
- PACKAGING:** 1/2"– 1" 500' reels, maximum 3 pieces, 50' increments
 1¼"– 1½" 300' reels, maximum 3 pieces, 50' increments
 2" 100'–200' per carton, maximum 3 pieces, 50' increments
 Also stocked in cut and coiled 50' lengths, 2 pieces per carton, all sizes.
- BRANDING:** Example: Goodyear® 1" Super Ortac® 1000 psi. Fire Resistant USMSHA IC-11/9. Made in USA
- COUPLINGS:** Contact fitting manufacturer for proper fitting recommendation and coupling procedure.
- NON-STOCK/SIZES:** For special production run minimum requirements, see Appendix D.
- ORDER CODES:** 539-152

SUPER ORTAC®

ID		NOM. OD		MAX. WP		WEIGHT	
in.	mm.	in.	mm.	psi	Mpa	lb./ft.	kg./m.
1/2	12.7	0.91	23.1	1000	6.9	0.34	0.51
3/4	19.1	1.14	29.0	1000	6.9	0.44	0.65
1	25.4	1.45	36.8	1000	6.9	0.63	0.94
1¼	31.8	1.75	44.5	1000	6.9	0.86	1.28
1½	38.1	1.98	50.8	1000	6.9	1.08	1.61
2	50.8	2.55	64.3	1000	6.9	1.57	2.34

AIR &
MULTIPURPOSE
General Purpose
Heavy Duty
Push-on

CHEMICAL
TRANSFER

CLEANING
EQUIPMENT

FOOD
Transfer
Washdown

MARINE

MATERIAL
HANDLING
Abrasives
Bulk Transfer
Cement & Concrete

MINING

PETROLEUM
Aircraft Fueling
Dispensing
Dock
Transfer

SPRAY

STEAM

VACUUM

VEYANCE

WATER
Discharge
Suction &
Discharge
Washdown

WELDING

COUPLING
SYSTEMS

APPENDIX

AIR & MULTIPURPOSE

AIR &
MULTIPURPOSE
General Purpose
Heavy Duty
Push-on

PUSH-ON



CHEMICAL
TRANSFER

CLEANING
EQUIPMENT

FOOD
Transfer
Washdown

MARINE

MATERIAL
HANDLING
Abrasives
Bulk Transfer
Cement & Concrete

MINING

PETROLEUM
Aircraft Fueling
Dispensing
Dock
Transfer

SPRAY

STEAM

VACUUM

VEYANCE

WATER
Discharge
Suction &
Discharge
Washdown

WELDING

COUPLING
SYSTEMS

APPENDIX

	Page	Superior Abrasion Cover	MSHA	Non- conductive	Oil Resistance Tube*	Oil Resistance Cover*	Braided	Robotic Service	General Industrial
Autogrip®	35	Yes	Yes	Yes	B	A	Yes	Yes	Yes
Insta-Grip™ 250	37			Yes	A	B			Yes
Insta-Grip™ 300	36		Yes	Yes	A	B	Yes		Yes
Insta-Grip™ TC	38				A	B	Yes		Yes
Ultra-Grip™	39	Yes	Yes	Yes	A	A	Yes	Yes	Yes

*Based on RMA oil classification. For more information, see Appendix C.

AIR & MULTIPURPOSE

AUTOGRIP®



Product Specifications



- APPLICATION:** A premium-quality push-on hose specifically designed for the rigors of robotic and automated applications where flexibility, high abuse resistance and strength are desired. It is ideally suited for use in the demanding applications of the automotive assembly, pharmaceutical, material handling and welding industries. Nonconductive, minimum electrical resistance greater than one (1) megohm per inch of hose length at 1000 Volts DC.
- CONSTRUCTION TUBE:** Silicone not used in the manufacturing of this hose. Neoprene, seamless, heat- and oil-resistant, RMA Class B (Medium Oil Resistance)
- COVER:** Weather-, abrasion- and oil-resistant Carbryn™ synthetic rubber, RMA Class A (High Oil Resistance), MSHA approved
- REINFORCEMENT:** Braided (1) high-strength yarn laid at the most effective angle for maximum coupling holding ability
- TEMPERATURE:** -40°F to 200°F (-40°C to 93°C)
- PACKAGING:** 1/4" – 1" 500' reels, 4 piece maximum, 10' minimum
- BRANDING:** Example: Autogrip® 9.5 mm (3/8") 21 Bar (300 psi) WP Flame Resistant USMHA 2G-14C/28. Made in USA. Goodyear®
- COUPLINGS:** Contact fitting manufacturer for proper fitting recommendation and coupling procedure. USE ONLY WATER-BASED INSTALLATION LUBRICANTS.
- NON-STOCK/SIZES:** For special production run minimum requirements, see Appendix D.
- ORDER CODES:**
- | | | |
|-----------------|------------------|-----------------|
| 535-571 (black) | 535-572 (blue) | 535-573 (gray) |
| 535-574 (green) | 535-575 (red) | 535-576 (white) |
| 535-577 (brown) | 535-578 (yellow) | |

AUTOGRIP®

ID		NOM. OD		MAX. WP		WEIGHT	
in.	mm.	in.	mm.	psi	Mpa	lb./ft.	kg./m.
1/4	6.4	0.50	12.7	300	2.07	0.09	0.13
3/8	9.5	0.66	16.8	300	2.07	0.12	0.18
1/2	12.7	0.76	19.3	300	2.07	0.14	0.21
5/8	15.9	0.92	23.4	300	2.07	0.17	0.25
3/4	19.1	1.06	26.9	300	2.07	0.22	0.33
1	25.4	1.34	34.0	300	2.07	0.31	0.46

AIR &
MULTIPURPOSE
General Purpose
Heavy Duty
Push-on

CHEMICAL
TRANSFER

CLEANING
EQUIPMENT

FOOD
Transfer
Washdown

MARINE

MATERIAL
HANDLING
Abrasives
Bulk Transfer
Cement & Concrete

MINING

PETROLEUM
Aircraft Fueling
Dispensing
Dock
Transfer

SPRAY

STEAM

VACUUM

VEYANCE

WATER
Discharge
Suction &
Discharge
Washdown

WELDING

COUPLING
SYSTEMS

APPENDIX



AIR & MULTIPURPOSE

AIR &
MULTIPURPOSE
General Purpose
Heavy Duty
Push-on

INSTA-GRIP™ 300



Product Specifications



CHEMICAL
TRANSFER

CLEANING
EQUIPMENT

FOOD
Transfer
Washdown

MARINE

MATERIAL
HANDLING
Abrasives
Bulk Transfer
Cement & Concrete

MINING

PETROLEUM
Aircraft Fueling
Dispensing
Dock
Transfer

SPRAY

STEAM

VACUUM

VEYANCE

WATER
Discharge
Suction &
Discharge
Washdown

WELDING

COUPLING
SYSTEMS

APPENDIX

- APPLICATION:** For use with push-on fittings at working pressures of 300 psi. For low-pressure hydraulic and pneumatic systems such as shop air systems, general industrial, maintenance and automotive assembly applications. Non-conductive, minimum electrical resistance, greater than one (1) megohm per inch of hose length at 1000 Volts DC. MSHA approved covers.
- CONSTRUCTION TUBE:** Silicone is not used in the manufacturing of this hose. Chemivic™ oil- and heat-resistant synthetic rubber, RMA Class A (High Oil Resistance)
- COVER:** Black, Green, Blue, Red, Yellow and Gray (others: contact customer service); MSHA approved, weather-, abrasion- and oil-resistant synthetic rubber. RMA Class B. (Medium Oil Resistance)
- REINFORCEMENT:** Braided (1) high-strength synthetic yarn laid at the most effective angle for maximum strength and coupling holding ability
- TEMPERATURE:** -40°F to 190°F (-40°C to 88°C)
- PACKAGING:** 500' reels, maximum 4 pieces, 10' minimum
- BRANDING:** Example: Insta-Grip™ 1/4" 300 psi WP Flame Resistant USMSHA 2G-IC-14C/33. Made in USA. Goodyear®
- COUPLINGS:** Contact fitting manufacturer for proper fitting recommendation and coupling procedure.
- NON-STOCK/SIZES:** For special production run minimum requirements, see Appendix D.
- ORDER CODES:** 535-278 (black) 535-279 (green) 535-294 (gray)
535-280 (red) 535-281 (blue) 535-277 (yellow)

INSTA-GRIP™ 300

ID		NOM. OD		MAX. WP		BEND RADIUS		WEIGHT	
in.	mm.	in.	mm.	psi	Mpa	in.	mm.	lb./ft.	kg./m.
1/4	6.4	0.54	13.7	300	2.07	3	64	0.09	0.13
3/16	4.8	0.38	9.7	300	2.07	3	64	0.05	0.07
5/16	7.9	0.62	15.7	300	2.07	3	76	0.12	0.18
3/8	9.5	0.69	17.5	300	2.07	3	76	0.14	0.21
1/2	12.7	0.81	20.6	300	2.07	5	127	0.17	0.25
5/8	15.9	0.93	23.6	300	2.07	6	152	0.20	0.30
3/4	19.1	1.07	27.2	300	2.07	7	178	0.26	0.39



AIR & MULTIPURPOSE

INSTA-GRIP™ 250



Product Specifications

- APPLICATION:** For use with push-on fittings at working pressures of 250 psi for industrial service. Nonconductive, minimum electrical resistance greater than one (1) megohm per inch of hose length at 1000 Volts DC.
- CONSTRUCTION**
- TUBE:** Chemivic™ oil- and heat-resistant synthetic rubber, RMA Class A (High Oil Resistance)
- COVER:** Red, Black, or Green Chemivic™, RMA Class B (Medium Oil Resistance)
- REINFORCEMENT:** Spiral Flexten® yarn
- TEMPERATURE:** -20°F to 190°F (-29°C to 88°C)
- PACKAGING:** 500' reels, maximum 3 pieces, 50' increments
- BRANDING:** Example: Insta-Grip™ Nonconductive 3/8" (9.5mm) 250 psi WP. Made in USA. Goodyear®
- COUPLINGS:** Contact fitting manufacturer for proper fitting recommendation and coupling procedure.
- NON-STOCK/SIZES:** For special production run minimum requirements, see Appendix D.
- ORDER CODES:** 569-013 (red) 569-014 (black) 569-015 (green)
569-016 (grey)

INSTA-GRIP™ 250

ID		NOM. OD		MAX. WP		WEIGHT	
in.	mm.	in.	mm.	psi	Mpa	lb./ft.	kg./m.
1/4	6.4	0.51	12.7	250	1.72	0.08	0.12
3/8	9.5	0.65	16.5	250	1.72	0.12	0.18
1/2	12.7	0.80	20.3	250	1.72	0.17	0.25
5/8	15.9	0.94	23.9	250	1.72	0.23	0.34
3/4	19.1	1.08	27.4	250	1.72	0.28	0.42

AIR &
MULTIPURPOSE
General Purpose
Heavy Duty
Push-on

CHEMICAL
TRANSFER

CLEANING
EQUIPMENT

FOOD
Transfer
Washdown

MARINE

MATERIAL
HANDLING
Abrasives
Bulk Transfer
Cement & Concrete

MINING

PETROLEUM
Aircraft Fueling
Dispensing
Dock
Transfer

SPRAY

STEAM

VACUUM

VEYANCE

WATER
Discharge
Suction &
Discharge
Washdown

WELDING

COUPLING
SYSTEMS

APPENDIX

AIR & MULTIPURPOSE

**AIR &
MULTIPURPOSE**
General Purpose
Heavy Duty
Push-on

INSTA-GRIP™ TC



Product Specifications

- APPLICATION:** For low-pressure hydraulic and pneumatic systems such as shop air systems, general industrial, maintenance and automotive assembly applications.
- CONSTRUCTION**
TUBE: Chemivic™ oil- and heat-resistant synthetic rubber, RMA Class A (High Oil Resistance)
- COVER:** Black, dyed textile braid, mildew- and oil-resistant
- REINFORCEMENT:** Braided (1) high-strength synthetic yarn laid at an angle for strength and coupling holding ability
- TEMPERATURE:** -40°F to 190°F (-40°C to 88°C)
- PACKAGING:** 500' reels, maximum 4 pieces, 10' minimum length
- BRANDING:** Example: Insta-Grip™ TC 3/8" 300 psi WP. Made in USA. Goodyear®
- COUPLINGS:** Contact fitting manufacturer for proper fitting recommendation and coupling procedure.
- NON-STOCK/SIZES:** For special production run minimum requirements, see Appendix D.
- ORDER CODES:** 535-230

INSTA-GRIP™ TC

ID		NOM. OD		MAX. WP		BEND RADIUS		WEIGHT	
in.	mm.	in.	mm.	psi	Mpa	in.	mm.	lb./ft.	kg./m.
1/4	6.4	0.50	12.7	300	2.07	3	64	0.08	0.12
5/16	7.9	0.56	14.2	300	2.07	3	76	0.09	0.13
3/8	9.5	0.64	16.3	300	2.07	3	76	0.11	0.16
1/2	12.7	0.75	19.1	300	2.07	5	127	0.13	0.19
5/8	15.9	0.91	23.1	300	2.07	6	152	0.19	0.28
3/4	19.1	1.03	26.2	300	2.07	7	178	0.21	0.31

CHEMICAL
TRANSFER

CLEANING
EQUIPMENT

FOOD
Transfer
Washdown

MARINE

MATERIAL
HANDLING
Abrasives
Bulk Transfer
Cement & Concrete

MINING

PETROLEUM
Aircraft Fueling
Dispensing
Dock
Transfer

SPRAY

STEAM

VACUUM

VEYANCE

WATER
Discharge
Suction &
Discharge
Washdown

WELDING

COUPLING
SYSTEMS

APPENDIX

GOODYEAR
ENGINEERED PRODUCTS

AIR & MULTIPURPOSE

ULTRA-GRIP™



Product Specifications



- APPLICATION:** For use with push-on fittings at maximum working pressures of 400 psi*. For low-pressure hydraulic pneumatic systems such as robotics, shop air systems, general industrial, maintenance and automotive assembly applications. Non-conductive, minimum electrical resistance greater than one (1) megohm per inch of hose length at 1000 Volts DC. MSHA approved covers.
- CONSTRUCTION**
 - TUBE:** Chemivic™ oil and heat-resistant synthetic rubber, RMA Class A (High Oil Resistance)
 - COVER:** MSHA approved Black (USMSHA 2G-1C-14C/27). Blue, Gray, Green, Red, White, Brown, and Yellow (USMSHA 2G-1C-14C/28) (others: contact customer service), weather-, abrasion- and oil-resistant Carbryn™ rubber, RMA Class A (High Oil Resistance)
- REINFORCEMENT:** Braided (1) high-strength synthetic yarn laid at an angle for strength and coupling holding ability
- TEMPERATURE:** -40°F to 200°F (-40°C to 93°C)
- PACKAGING:** 500' reels, maximum 4 pieces, 10' minimum length
- BRANDING:** Example: Ultra-Grip™ Non-Conductive 3/8" 400 psi WP; Flame Resistant; USMSHA 2G-1C-14C/27. Made in USA. Goodyear®
- COUPLINGS:** Contact fitting manufacturer for proper fitting recommendation and coupling procedure.
- NON-STOCK/SIZES:** For special production run minimum requirements, see Appendix D.
- ORDER CODES:**

535-283 (black)	535-284 (blue)	535-285 (gray)
535-286 (green)	535-289 (red)	535-290 (white)
535-292 (brown)	535-551 (yellow)	

ULTRA-GRIP™

ID		NOM. OD		MAX. WP		BEND RADIUS		WEIGHT	
in.	mm.	in.	mm.	psi	Mpa	in.	mm.	lb./ft.	kg./m.
3/16	4.8	0.36	9.1	400	2.76	3	64	0.04	0.06
1/4	6.4	0.51	13.0	400	2.76	3	64	0.08	0.12
3/8	9.5	0.67	17.0	400	2.76	3	76	0.13	0.19
1/2	12.7	0.76	19.3	400	2.76	5	127	0.14	0.21
5/8	15.9	0.93	23.6	400	2.76	6	152	0.19	0.28
3/4	19.1	1.06	26.9	400	2.76	7	178	0.26	0.37
1	25.4	1.34	34.0	300	2.07	8	203	0.34	0.51

* 1-inch rated at 300 psi.

AIR &
MULTIPURPOSE
General Purpose
Heavy Duty
Push-on

CHEMICAL
TRANSFER

CLEANING
EQUIPMENT

FOOD
Transfer
Washdown

MARINE

MATERIAL
HANDLING
Abrasives
Bulk Transfer
Cement & Concrete

MINING

PETROLEUM
Aircraft Fueling
Dispensing
Dock
Transfer

SPRAY

STEAM

VACUUM

VEYANCE

WATER
Discharge
Suction &
Discharge
Washdown

WELDING

COUPLING
SYSTEMS

APPENDIX



CHEMICAL TRANSFER

AIR &
MULTIPURPOSE
General Purpose
Heavy Duty
Push-on

CHEMICAL TRANSFER



CHEMICAL
TRANSFER

CLEANING
EQUIPMENT

FOOD
Transfer
Washdown

MARINE

MATERIAL
HANDLING
Abrasives
Bulk Transfer
Cement & Concrete

MINING

PETROLEUM
Aircraft Fueling
Dispensing
Dock
Transfer

SPRAY

STEAM

VACUUM

VEYANCE

WATER
Discharge
Suction &
Discharge
Washdown

WELDING

COUPLING
SYSTEMS

APPENDIX

	Page	Temp Range*	Superior Flexibility	Superior Abrasion Cover	Cover Color
Blue Flexwing®	44	-25°F to 150°F			Blue
Brown Flexwing®	46	-30°F to 275°F	Yes		Brown
Chem One™	41	-40°F to 250°F	Yes	Yes	Black
DEF Transfer Hose	52	-40°F to 257°F			Black
Fabchem™	43	-40°F to 150°F	Yes		Green
Green XLPE	45	-25°F to 150°F			Green
HI-PER®	47	-40°F to 300°F			Blue
Plicord® ExtremeFlex™ Brown	50	-30°F to 275°F			Brown
Plicord® ExtremeFlex™ Purple	51	-40°F to 221°F			Purple
Orange Flexwing®	48	-25°F to 250°F			Orange
Purple Flexwing®	49	-40°F to 221°F	Yes		Purple
Viper™	42	-40°F to 250°F	Yes	Yes	Black

*Temperature is contingent on the specific chemical conveyed.

CHEMICAL TRANSFER

CHEM ONE™



Product Specifications

- APPLICATION:** For the transfer of a variety of current industrial chemicals used today. (Refer to Goodyear Engineered Products Chemical Resistance Guide for compatibility.) For use in pressure, gravity flow and/or suction service.
- CONSTRUCTION**
TUBE: Alphasyn® Modified Cross-Linked Polyethylene (Mod XLPE)
- COVER:** Black corrugated abrasion-resistant Omegasyn™ EPDM with Red Spiral Stripe
- REINFORCEMENT:** Spiral plied synthetic fabric with double wire helix
- TEMPERATURE:** -40°F to 250°F (-40°C to 121°C)
- PACKAGING:** Coiled and polywrapped. Contact customer service for cut length.
- BRANDING:** Example: CHEM ONE™ chemical transfer hose Alphasyn® 200 PSI WP. Goodyear®
- COUPLINGS:** Use Goodyear Engineered Products Insta-Lock Cam & Groove Fittings with this product. See the Couplings Systems information pages at the back of the catalog.
- ORDER CODES:** 546-661

CHEM ONE™

ID		NOM. OD		MAX. WP		BEND RADIUS		VACUUM HG		WEIGHT	
in.	mm.	in.	mm.	psi	Mpa	in.	mm.	in.	mm.	lb./ft.	kg./m.
3/4	19.0	1.2	30.5	200	1.38	2	50.8	29	737	0.39	0.58
1	25.3	1.4	36.8	200	1.38	3	76.2	29	737	0.49	0.73
1¼	32.0	1.6	42.2	200	1.38	3	76.2	29	737	0.53	0.78
1½	38.0	1.9	48.3	200	1.38	4	101.6	29	737	0.63	0.93
2	51.0	2.4	61.8	200	1.38	5	127.0	29	737	0.86	1.28
2½	63.0	2.9	75.6	200	1.38	6	152.4	29	737	1.24	1.84
3	76.0	3.4	88.1	200	1.38	8	203.2	29	737	1.46	2.17
4	102.0	4.5	115.0	200	1.38	11	279.4	29	737	2.06	3.06



AIR &
MULTIPURPOSE
General Purpose
Heavy Duty
Push-on

CHEMICAL
TRANSFER

CLEANING
EQUIPMENT

FOOD
Transfer
Washdown

MARINE

MATERIAL
HANDLING
Abrasives
Bulk Transfer
Cement & Concrete

MINING

PETROLEUM
Aircraft Fueling
Dispensing
Dock
Transfer

SPRAY

STEAM

VACUUM

VEYANCE

WATER
Discharge
Suction &
Discharge
Washdown

WELDING

COUPLING
SYSTEMS

APPENDIX



CHEMICAL TRANSFER

AIR &
MULTIPURPOSE
*General Purpose
Heavy Duty
Push-on*

CHEMICAL
TRANSFER

CLEANING
EQUIPMENT

FOOD
*Transfer
Washdown*

MARINE

MATERIAL
HANDLING
*Abrasives
Bulk Transfer
Cement & Concrete*

MINING

PETROLEUM
*Aircraft Fueling
Dispensing
Dock
Transfer*

SPRAY

STEAM

VACUUM

VEYANCE

WATER
*Discharge
Suction &
Discharge
Washdown*

WELDING

COUPLING
SYSTEMS

APPENDIX

VIPER™



Product Specifications

- APPLICATION:** For the transfer of a variety of industrial chemicals used today. (Refer to Goodyear Engineered Products Chemical Resistance Guide for compatibility.) For use in pressure, gravity flow and/or suction service. Hose may be cleaned using open-end steam up to 50 psi or in a bath containing 10% Sodium Hydroxide (NaOH), up to 212°F (100°C).
- CONSTRUCTION**
TUBE: Beige Alphasyn® Modified Cross-Linked Polyethylene (Modified XLPE)
- COVER:** Black Omegasyn™ abrasion-resistant EPDM with white spiral stripe
- REINFORCEMENT:** Spiral-plied synthetic fabric with double wire helix
- TEMPERATURE:** -40°F to 250°F (-40°C to 121°C)
- PACKAGING:** 100' length coiled, polywrapped
- BRANDING (SPIRAL):** Example: Goodyear® Viper™ Chemical Transfer Alphasyn® 200 psi WP
- COUPLINGS:** Fittings should be permanently attached for fluid temperatures above 125°F (52°C) and up to 250°F (121°C). Use Goodyear Engineered Products Insta-Lock Cam & Groove Fittings with this product. See the Couplings Systems information pages at the back of the catalog.
- NON-STOCK/SIZES:** For special production run minimum requirements, see Appendix D.
- ORDER CODES:** 546-345

VIPER™

ID		NOM. OD		MAX. WP		BEND RADIUS		VACUUM HG		WEIGHT	
in.	mm.	in.	mm.	psi	Mpa	in.	mm.	in.	mm.	lb./ft.	kg./m.
3/4	19.1	1.25	31.7	200	1.38	4	100	29	737	0.45	0.67
1	25.4	1.45	36.9	200	1.38	4	100	29	737	0.53	0.79
1¼	32.0	1.71	43.6	200	1.38	5	125	29	737	0.64	0.95
1½	38.1	1.95	49.6	200	1.38	5	125	29	737	0.74	1.10
2	50.8	2.54	64.5	200	1.38	7	175	29	737	1.16	1.73
2½	63.5	3.05	77.5	200	1.38	8	200	29	737	1.41	2.10
3	76.2	3.59	91.2	200	1.38	10	250	29	737	1.82	2.71
4	101.6	4.64	117.8	200	1.38	14	350	29	737	2.42	3.61

Note: Refer to the Goodyear Engineered Products Chemical Resistance Charts pages in Appendix B for specific chemical and temperature compatibility.

Viper chemical hose will handle fluid up to 250°F, however, this rating is contingent on the specific chemical conveyed. Contact Customer Service at 1-800-235-4632 for any chemical above the temperature stated in the Goodyear Engineered Products Chemical Resistance Guide. Refer to the Goodyear Engineered Products Chemical Resistance Chart for Specific Chemical and Temperature Compatibility.

GOODYEAR
ENGINEERED PRODUCTS

CHEMICAL TRANSFER

FABCHEM™ PLIOSYN™ (UHMWPE) TUBE



Product Specifications

APPLICATION:	A significant improvement to our chemical hose line. It handles the majority of common industrial chemicals in pressure, gravity flow and suction service.
CONSTRUCTION TUBE:	Pliosyn™ Ultra-High Molecular Weight Polyethylene (UHMWPE)
COVER:	Green Versigard® synthetic rubber with bright orange longitudinal stripe, corrugated (wrapped impression)
REINFORCEMENT:	Spiral-plyed synthetic fabric with double wire helix
TEMPERATURE:	-40°F to 150°F (-40°C to 66°C)
PACKAGING:	100' exact length, coiled, polywrapped
BRANDING (SPIRAL):	Example: Goodyear® Fabchem™ Chemical Transfer Hose, 200 psi WP
COUPLINGS:	Use Goodyear Engineered Products Insta-Lock Cam & Groove Fittings with this product. See the Coupling Systems information pages at the back of the catalog.
NON-STOCK/SIZES:	For special production run minimum requirements, see Appendix D.
ORDER CODES:	546-065

FABCHEM™ PLIOSYN™ (UHMWPE) TUBE

ID		NOM. OD		MAX. WP		BEND RADIUS		VACUUM HG		WEIGHT	
in.	mm.	in.	mm.	psi	Mpa	in.	mm.	in.	mm.	lb./ft.	kg./m.
1/2	12.7	0.95	24.1	200	1.38	3	76	29	737	0.33	0.49
3/4	19.1	1.22	31.0	200	1.38	4	89	29	737	0.46	0.68
1	25.4	1.47	37.3	200	1.38	4	102	29	737	0.60	0.89
1¼	31.8	1.73	43.9	200	1.38	4	102	29	737	0.73	1.09
1½	38.1	1.97	50.0	200	1.38	5	127	29	737	0.84	1.25
2	50.8	2.55	64.8	200	1.38	6	152	29	737	1.22	1.82
2½	63.5	3.14	79.8	200	1.38	8	203	29	737	1.78	2.65
3	76.2	3.63	92.2	200	1.38	9	229	29	737	2.11	3.14
4	101.6	4.67	118.6	200	1.38	10	254	29	737	2.81	4.18

Note: Refer to the Goodyear Engineered Products Chemical Resistance Charts pages in Appendix B for specific chemical and temperature compatibility.

AIR &
MULTIPURPOSE
General Purpose
Heavy Duty
Push-on

CHEMICAL
TRANSFER

CLEANING
EQUIPMENT

FOOD
Transfer
Washdown

MARINE

MATERIAL
HANDLING
Abrasives
Bulk Transfer
Cement & Concrete

MINING

PETROLEUM
Aircraft Fueling
Dispensing
Dock
Transfer

SPRAY

STEAM

VACUUM

VEYANCE

WATER
Discharge
Suction &
Discharge
Washdown

WELDING

COUPLING
SYSTEMS

APPENDIX



CHEMICAL TRANSFER

AIR &
MULTIPURPOSE
*General Purpose
Heavy Duty
Push-on*

BLUE FLEXWING® SPECLAR® (XLPE)



CHEMICAL
TRANSFER

Product Specifications

CLEANING
EQUIPMENT

FOOD
*Transfer
Washdown*

MARINE

MATERIAL
HANDLING
*Abrasives
Bulk Transfer
Cement & Concrete*

MINING

PETROLEUM
*Aircraft Fueling
Dispensing
Dock
Transfer*

SPRAY

STEAM

VACUUM

VEYANCE

WATER
*Discharge
Suction &
Discharge
Washdown*

WELDING

COUPLING
SYSTEMS

APPENDIX

APPLICATION: Handles the majority of today's industrial chemicals in pressure, gravity flow or suction service.

**CONSTRUCTION
TUBE:** Clear Speclar® synthetic rubber Cross-Linked Polyethylene (XLPE)

COVER: Blue Versigard® synthetic rubber with spiral white stripe (wrapped impression)

REINFORCEMENT: Spiral-plied synthetic fabric with double wire helix

TEMPERATURE: -25°F to 150°F (-32°C to 66°C)

PACKAGING: 100' exact length, coiled, polywrapped

BRANDING (SPIRAL): Example: Goodyear® Blue Flexwing® Chemical Transfer Hose with Speclar® 200 psi WP

COUPLINGS: Use Goodyear Engineered Products Insta-Lock Cam & Groove Fittings with this product. See the Coupling Systems information pages at the back of the catalog.

NON-STOCK/SIZES: For special production run minimum requirements, see Appendix D.

ORDER CODES: 546-066 (1/2" – 4")
541-066 (6")

BLUE FLEXWING®

ID		NOM. OD		MAX. WP		BEND RADIUS		VACUUM HG		WEIGHT	
in.	mm.	in.	mm.	psi	Mpa	in.	mm.	in.	mm.	lb./ft.	kg./m.
1/2	12.7	0.96	24.4	200	1.38	6	152	29	737	0.30	0.45
3/4	19.1	1.22	31.0	200	1.38	7	178	29	737	0.45	0.67
1	25.4	1.47	37.3	200	1.38	8	203	29	737	0.55	0.82
1¼	31.8	1.75	44.5	200	1.38	9	229	29	737	0.70	1.04
1½	38.1	2.04	51.8	200	1.38	10	254	29	737	0.95	1.41
2	50.8	2.58	65.5	200	1.38	12	305	29	737	1.22	1.82
2½	63.5	3.13	79.5	200	1.38	15	381	29	737	1.65	2.46
3	76.2	3.70	94.0	200	1.38	18	457	29	737	2.24	3.33
4	101.6	4.73	120.1	200	1.38	24	610	29	737	3.01	4.48
6	152.4	6.89	175.0	200	1.38	36	914	29	737	6.14	9.14

Note: Refer to the Goodyear Engineered Products Chemical Resistance Charts pages in Appendix B for specific chemical and temperature compatibility.

GOODYEAR
ENGINEERED PRODUCTS

CHEMICAL TRANSFER

GREEN XLPE CROSS LINK POLYETHYLENE



Product Specifications

- APPLICATION:** Handles the majority of today's industrial chemicals in pressure, gravity flow or suction service.
- CONSTRUCTION**
- TUBE:** Clear Spectar® synthetic rubber Cross-Linked Polyethylene (XLPE)
- COVER:** Green Versigard® synthetic rubber with spiral white stripe (wrapped impression)
- REINFORCEMENT:** Spiral-ply synthetic fabric with double wire helix
- TEMPERATURE:** -25°F to 150°F (-32°C to 66°C)
- PACKAGING:** 100' exact length, coiled, polywrapped
- BRANDING (SPIRAL):** Example: Goodyear® XLPE Chemical Transfer 150 psi
- COUPLINGS:** Use Goodyear Engineered Products Insta-Lock Cam & Groove Fittings with this product. See the Coupling Systems information pages at the back of the catalog.
- NON-STOCK/SIZES:** For special production run minimum requirements, see Appendix D.
- ORDER CODES:** 546-666 (1/2" - 4")
541-666 (6")

GREEN XLPE

ID		NOM. OD		MAX. WP		BEND RADIUS		VACUUM HG		WEIGHT	
in.	mm.	in.	mm.	psi	Mpa	in.	mm.	in.	mm.	lb./ft.	kg./m.
1/2	12.7	0.97	24.6	150	1.03	6	152	29	737	0.31	0.46
3/4	19.1	1.23	31.2	150	1.03	7	178	29	737	0.44	0.65
1	25.4	1.47	37.3	150	1.03	8	203	29	737	0.54	0.80
1¼	31.8	1.73	43.9	150	1.03	9	229	29	737	0.66	0.98
1½	38.1	2.03	51.6	150	1.03	10	254	29	737	0.92	1.37
2	50.8	2.61	66.3	150	1.03	12	305	29	737	1.32	1.96
2½	63.5	3.11	79.0	150	1.03	15	381	29	737	1.65	2.46
3	76.2	3.61	91.7	150	1.03	18	457	29	737	2.02	3.01
4	101.6	4.69	119.1	150	1.03	24	610	29	737	2.95	4.39
6	152.4	6.86	174.1	150	1.03	36	900	29	737	6.07	9.04

Note: Refer to the Goodyear Engineered Products Chemical Resistance Charts pages in Appendix B for specific chemical and temperature compatibility.

AIR &
MULTIPURPOSE
General Purpose
Heavy Duty
Push-on

CHEMICAL
TRANSFER

CLEANING
EQUIPMENT

FOOD
Transfer
Washdown

MARINE

MATERIAL
HANDLING
Abrasives
Bulk Transfer
Cement & Concrete

MINING

PETROLEUM
Aircraft Fueling
Dispensing
Dock
Transfer

SPRAY

STEAM

VACUUM

VEYANCE

WATER
Discharge
Suction &
Discharge
Washdown

WELDING

COUPLING
SYSTEMS

APPENDIX

CHEMICAL TRANSFER

AIR &
MULTIPURPOSE
*General Purpose
Heavy Duty
Push-on*

CHEMICAL TRANSFER

CLEANING
EQUIPMENT

FOOD
*Transfer
Washdown*

MARINE

MATERIAL
HANDLING
*Abrasives
Bulk Transfer
Cement & Concrete*

MINING

PETROLEUM
*Aircraft Fueling
Dispensing
Dock
Transfer*

SPRAY

STEAM

VACUUM

VEYANCE

WATER
*Discharge
Suction &
Discharge
Washdown*

WELDING

COUPLING
SYSTEMS

APPENDIX

BROWN FLEXWING® CHEMRIN® (CPE) TUBE



Product Specifications

- APPLICATION:** A versatile chemical hose capable of handling a wide variety of acids, alcohols, salt solutions and petroleum-based products.
- CONSTRUCTION TUBE:** Black Chemrin® synthetic rubber
- COVER:** Brown Versigard® synthetic rubber with white spiral brand (wrapped impression)
- REINFORCEMENT:** Spiral-plied synthetic fabric with double wire helix
- TEMPERATURE:** -30°F to 275°F (-34°C to 135°C)
- PACKAGING:** 100' exact length, coiled, polywrapped
- BRANDING (SPIRAL):** Example: Goodyear® Brown Flexwing® with Chemrin® 150 psi WP
- COUPLINGS:** Use Goodyear Engineered Products Insta-Lock Cam & Groove Fittings with this product. See the Coupling Systems information pages at the back of the catalog.
- NON-STOCK/SIZES:** For special production run minimum requirements, see Appendix D.
- ORDER CODES:** 546-069
541-069 Custom lengths with fittings.

BROWN FLEXWING®

ID		NOM. OD		MAX. WP		BEND RADIUS		VACUUM HG		WEIGHT	
in.	mm.	in.	mm.	psi	Mpa	in.	mm.	in.	mm.	lb./ft.	kg./m.
3/4	19.1	1.22	31.0	150	1.03	3	76	29	737	0.45	0.67
1	25.4	1.47	37.3	150	1.03	4	89	29	737	0.57	0.85
1¼	31.8	1.73	43.9	150	1.03	4	102	29	737	0.69	1.03
1½	38.1	2.02	51.3	150	1.03	4	102	29	737	0.95	1.41
2	50.8	2.55	64.8	150	1.03	5	127	29	737	1.26	1.88
2½	63.5	3.09	78.5	150	1.03	6	152	29	737	1.71	2.54
3	76.2	3.61	91.7	150	1.03	7	178	29	737	2.11	3.14
4	101.6	4.69	119.1	150	1.03	10	254	29	737	3.04	4.52
6	152.4	6.91	175.5	150	1.03	30	762	29	737	6.32	9.41

Note: Refer to the Goodyear Engineered Products Chemical Resistance Charts pages in Appendix B for specific chemical and temperature compatibility.

GOODYEAR
ENGINEERED PRODUCTS

CHEMICAL TRANSFER

HI-PER®



Product Specifications

- APPLICATION:** A premium hose which is FEP lined to handle a broad spectrum of fluids and materials in a wide variety of applications.
- CONSTRUCTION TUBE:** FEP has FDA/USDA compliant materials
- COVER:** Blue Versigard® synthetic rubber with bright orange spiral transfer tape (wrapped impression)
- REINFORCEMENT:** Spiral-plied synthetic fabric with double wire helix
- TEMPERATURE:** -40°F to 300°F (-40°C to 149°C)
- PACKAGING:** Custom lengths available (minimum 5')
- BRANDING (SPIRAL):** Example: Goodyear® Hi-Per® Universal Chemical Hose FEP lined
- COUPLINGS:** Use Goodyear Engineered Products Insta-Lock Cam & Groove Fittings with this product. See the Coupling Systems information pages at the back of the catalog.
- NON-STOCK/SIZES:** Order in increments of 100' for 1/2"–2"
Order in increments of 60' for 2½" and larger sizes
- ORDER CODES:** 546-256

HI-PER®

ID		NOM. OD		MAX. WP		BEND RADIUS		VACUUM HG		WEIGHT	
in.	mm.	in.	mm.	psi	Mpa	in.	mm.	in.	mm.	lb./ft.	kg./m.
1/2	12.7	0.97	24.6	200	1.38	3	76	29	737	0.37	0.55
3/4	19.1	1.11	28.2	200	1.38	5	127	29	737	0.56	0.83
1	25.4	1.52	38.6	200	1.38	8	191	29	737	0.71	1.06
1¼	31.8	1.73	43.9	200	1.38	11	279	29	737	0.84	1.25
1½	38.1	2.13	54.1	200	1.38	14	356	29	737	1.24	1.85
2	50.8	2.69	68.3	200	1.38	18	457	29	737	1.71	2.54
2½	63.5	3.14	79.8	200	1.38	22	559	29	737	2.01	2.99
3	76.2	3.67	93.2	200	1.38	35	889	29	737	2.52	3.75

Note: Refer to the Goodyear Engineered Products Chemical Resistance Charts pages in Appendix B for specific chemical and temperature compatibility.

AIR &
MULTIPURPOSE
General Purpose
Heavy Duty
Push-on

CHEMICAL
TRANSFER

CLEANING
EQUIPMENT

FOOD
Transfer
Washdown

MARINE

MATERIAL
HANDLING
Abrasives
Bulk Transfer
Cement & Concrete

MINING

PETROLEUM
Aircraft Fueling
Dispensing
Dock
Transfer

SPRAY

STEAM

VACUUM

VEYANCE

WATER
Discharge
Suction &
Discharge
Washdown

WELDING

COUPLING
SYSTEMS

APPENDIX



CHEMICAL TRANSFER

AIR &
MULTIPURPOSE
*General Purpose
Heavy Duty
Push-on*

ORANGE FLEXWING® FLOSYN® TUBE



CHEMICAL
TRANSFER

Product Specifications

CLEANING
EQUIPMENT

FOOD
*Transfer
Washdown*

MARINE

MATERIAL
HANDLING
*Abrasives
Bulk Transfer
Cement & Concrete*

MINING

PETROLEUM
*Aircraft Fueling
Dispensing
Dock
Transfer*

SPRAY

STEAM

VACUUM

VEYANCE

WATER
*Discharge
Suction &
Discharge
Washdown*

WELDING

COUPLING
SYSTEMS

APPENDIX

APPLICATION: A versatile chemical hose capable of handling a wide variety of acids, alcohols, salt solutions and petroleum-based products.

**CONSTRUCTION
TUBE:** Black Flosyn® synthetic rubber

COVER: Orange Chemivic™ synthetic rubber with white spiral brand (wrapped impression)

REINFORCEMENT: Spiral-plied synthetic fabric with double wire helix

TEMPERATURE: -25°F to 250°F (-32°C to 121°C)

PACKAGING: 100' exact length, coiled, polywrapped

BRANDING (SPIRAL): Example: Goodyear® Orange Flexwing® with Flosyn® 150 psi WP

COUPLINGS: Use Goodyear Engineered Products Insta-Lock Cam & Groove Fittings with this product. See the Coupling Systems information pages at the back of the catalog.

NON-STOCK/SIZES: Order in increments of 100'

ORDER CODES: 541-063

ORANGE FLEXWING®

ID		NOM. OD		MAX. WP		BEND RADIUS		VACUUM HG		WEIGHT	
in.	mm.	in.	mm.	psi	Mpa	in.	mm.	in.	mm.	lb./ft.	kg./m.
1	25.4	1.44	36.6	150	1.03	4	89	29	737	0.61	0.91
1¼	31.8	1.73	43.9	150	1.03	4	102	29	737	0.79	1.18
1½	38.1	1.97	50.0	150	1.03	4	102	29	737	0.95	1.41
2	50.8	2.58	65.5	150	1.03	5	127	29	737	1.45	2.16
2½	63.5	3.08	78.2	150	1.03	6	152	29	737	1.77	2.63
3	76.2	3.59	91.2	150	1.03	7	178	29	737	2.26	3.36
4	101.6	4.69	119.1	150	1.03	10	254	29	737	3.31	4.93
6	152.4	6.81	173.0	150	1.03	30	762	29	737	6.29	9.36

Note: Refer to the Goodyear Engineered Products Chemical Resistance Charts pages in Appendix B for specific chemical and temperature compatibility.

GOODYEAR
ENGINEERED PRODUCTS

CHEMICAL TRANSFER

PURPLE FLEXWING®



Product Specifications

APPLICATION:	A versatile hose developed to handle a wide range of chemicals, acids and alcohols in both suction and discharge service.
CONSTRUCTION TUBE:	Black Versigard® synthetic rubber
COVER:	Purple Versigard® with yellow spiral brand (wrapped impression)
REINFORCEMENT:	Spiral plied synthetic fabric with double wire helix
TEMPERATURE:	-40°F to 221°F (-40°C to 104°C)
PACKAGING:	100' exact length, coiled, polywrapped
BRANDING (SPIRAL):	Example: Goodyear® Purple Flexwing® with Versigard® 150 psi Max WP
COUPLINGS:	Use Goodyear Engineered Products Insta-Lock Cam & Groove Fittings with this product. See the Coupling Systems information pages at the back of the catalog.
NON-STOCK/SIZES:	For special production run minimum requirements, see Appendix D.
ORDER CODES:	546-805

PURPLE FLEXWING®

ID		NOM. OD		MAX. WP		BEND RADIUS		VACUUM HG		WEIGHT	
in.	mm.	in.	mm.	psi	Mpa	in.	mm.	in.	mm.	lb./ft.	kg./m.
1½	38.1	2.02	51.3	150	1.03	4	102	29	737	0.95	1.41
2	50.8	2.53	64.3	150	1.03	5	127	29	737	1.16	1.73
3	76.2	3.58	90.9	150	1.03	7	178	29	737	2.00	2.98
4	101.6	4.69	119.1	150	1.03	10	254	29	737	3.03	4.51

Note: Refer to the Goodyear Engineered Products Chemical Resistance Charts pages in Appendix B for specific chemical and temperature compatibility.

AIR &
MULTIPURPOSE
General Purpose
Heavy Duty
Push-on

CHEMICAL
TRANSFER

CLEANING
EQUIPMENT

FOOD
Transfer
Washdown

MARINE

MATERIAL
HANDLING
Abrasives
Bulk Transfer
Cement & Concrete

MINING

PETROLEUM
Aircraft Fueling
Dispensing
Dock
Transfer

SPRAY

STEAM

VACUUM

VEYANCE

WATER
Discharge
Suction &
Discharge
Washdown

WELDING

COUPLING
SYSTEMS

APPENDIX

CHEMICAL TRANSFER

AIR &
MULTIPURPOSE
General Purpose
Heavy Duty
Push-on

CHEMICAL
TRANSFER

CLEANING
EQUIPMENT

FOOD
Transfer
Washdown

MARINE

MATERIAL
HANDLING
Abrasives
Bulk Transfer
Cement & Concrete

MINING

PETROLEUM
Aircraft Fueling
Dispensing
Dock
Transfer

SPRAY

STEAM

VACUUM

VEYANCE

WATER
Discharge
Suction &
Discharge
Washdown

WELDING

COUPLING
SYSTEMS

APPENDIX

PLICORD® EXTREMEFLEX™ BROWN



Product Specifications

APPLICATION:	A high-tech, flexible and versatile chemical hose capable of handling a wide variety of acids, alcohols, salt solutions and petroleum-based products.
CONSTRUCTION TUBE:	Black Chemrin® (CPE) synthetic rubber
COVER:	Corrugated Brown Versigard® (EPDM) synthetic rubber with white spiral stripe
REINFORCEMENT:	Spiral plied synthetic fabric with double wire helix
TEMPERATURE:	-30°F to 275°F (-34°C to 135°C)
PACKAGING:	100' exact cut length, coiled, polywrapped
BRANDING (SPIRAL):	Example: Goodyear® Plicord® ExtremeFlex™ Brown w/ Chemrin® 150 PSI. Made In Canada
COUPLINGS:	Use Goodyear Engineered Products Insta-Lock™ Cam & Groove fittings with the product. See the Coupling Systems information pages at the back of the catalog.
NON-STOCK/SIZES:	400' min if not stocked.
ORDER CODES:	546-723

PLICORD® EXTREMEFLEX™ BROWN

ID		NOM. OD		MAX. WP		BEND RADIUS		VACUUM HG		WEIGHT	
in.	mm.	in.	mm.	psi	mpa	in.	mm.	in.	mm.	lb./ft.	kg./m.
1	25.30	1.42	36.00	150	1.03	1.50	38.10	29	737	0.50	0.75
1¼	32.00	1.63	41.50	150	1.03	2.00	50.80	29	737	0.57	0.85
1½	38.00	1.92	48.70	150	1.03	2.25	57.20	29	737	0.74	1.10
2	51.20	2.44	61.90	150	1.03	3.00	76.00	29	737	0.97	1.45
3	76.20	3.54	89.80	150	1.03	4.50	114.00	29	737	1.80	2.68
4	102.10	4.57	116.10	150	1.03	6.00	152.00	29	737	2.47	3.68



CHEMICAL TRANSFER

PLICORD® EXTREMEFLEX™ PURPLE



Product Specifications

APPLICATION:	A high-tech, flexible and versatile chemical hose capable of handling a wide range of chemicals, acids and alcohols in both suction and discharge service.
CONSTRUCTION	
TUBE:	Black Versigard® (EPDM) synthetic rubber
COVER:	Corrugated Purple Versigard® (EPDM) synthetic rubber with yellow spiral stripe
REINFORCEMENT:	Spiral plied synthetic fabric with double wire helix
TEMPERATURE:	-40°F to 221°F (-40°C to 104°C)
PACKAGING:	100' exact cut length, coiled, polywrapped
BRANDING (SPIRAL):	Example: Goodyear® Plicord® ExtremeFlex™ Purple 150 PSI. Made In Canada
COUPLINGS:	Use Goodyear Engineered Products Insta-Lock™ Cam & Groove fittings with the product. See the Coupling Systems information pages at the back of the catalog.
NON-STOCK/SIZES:	400' min if not stocked.
ORDER CODES:	546-721

PLICORD® EXTREMEFLEX™ PURPLE

ID		NOM. OD		MAX. WP		BEND RADIUS		VACUUM HG		WEIGHT	
in.	mm.	in.	mm.	psi	mpa	in.	mm.	in.	mm.	lb./ft.	kg./m.
1½	38.00	1.92	48.70	150	1.03	2.25	57.20	29	737	0.73	1.09
2	51.20	2.44	61.90	150	1.03	3.00	76.00	29	737	0.95	1.42
3	76.10	3.54	89.80	150	1.03	4.50	114.00	29	737	1.76	2.62
4	102.10	4.57	116.10	150	1.03	6.00	152.00	29	737	2.41	3.59



AIR &
MULTIPURPOSE
General Purpose
Heavy Duty
Push-on

CHEMICAL
TRANSFER

CLEANING
EQUIPMENT

FOOD
Transfer
Washdown

MARINE

MATERIAL
HANDLING
Abrasives
Bulk Transfer
Cement & Concrete

MINING

PETROLEUM
Aircraft Fueling
Dispensing
Dock
Transfer

SPRAY

STEAM

VACUUM

VEYANCE

WATER
Discharge
Suction &
Discharge
Washdown

WELDING

COUPLING
SYSTEMS

APPENDIX

CHEMICAL TRANSFER

AIR &
MULTIPURPOSE
General Purpose
Heavy Duty
Push-on

CHEMICAL
TRANSFER

CLEANING
EQUIPMENT

FOOD
Transfer
Washdown

MARINE

MATERIAL
HANDLING
Abrasives
Bulk Transfer
Cement & Concrete

MINING

PETROLEUM
Aircraft Fueling
Dispensing
Dock
Transfer

SPRAY

STEAM

VACUUM

VEYANCE

WATER
Discharge
Suction &
Discharge
Washdown

WELDING

COUPLING
SYSTEMS

APPENDIX

DEF TRANSFER HOSE



Product Specifications

APPLICATION: Diesel Exhaust Fluid (DEF: aqueous 32.5% nitrogen solution of high-purity urea in deionized water) is a key component of selective catalytic reduction (SCR) systems, which help diesel vehicles meet stringent emission regulations effective January 1, 2010. DEF is a liquid reducing agent that reacts with engine exhaust in the presence of a catalyst to convert smog-forming nitrogen oxides (NOx) into harmless nitrogen and water vapor.

Goodyear Engineered Products DEF Transfer Hose is specifically designed to convey the high-purity, aqueous urea solution DEF. Hose tube compound is specially formulated with low extraction EPDM and peroxide cured to provide superior extraction levels to significantly reduce contamination. Flexible softwall construction provides superior handling in standard dispensing and reeling applications. Static wire available for installation in Class I, Division 1 areas.

CONSTRUCTION TUBE: Specially formulated low-extraction EPDM, peroxide cured

COVER: Specially formulated EPDM

REINFORCEMENT: Polyester braid

TEMPERATURE: -40°F to 257°F (-40°C to 125°C)

PACKAGING: Bulk

BRANDING: Example: Goodyear® DEF Transfer Hose 3/4" (19.1mm)

COUPLINGS: Use Goodyear Engineered Products Insta-Lock™ Cam & Groove fittings with the product. See the Coupling Systems information pages at the back of the catalog.

ORDER CODES: 532-019

DEF TRANSFER HOSE

FEATURES	BENEFITS
Specially formulated low extraction EPDM compound for tube peroxide cured	Provides superior extraction levels to significantly reduce contamination that can clog an SCR system and stop a truck
Enhanced manufacturing practices	Significantly reduces contamination that can clog an SCR system and stop a truck
Premium braided construction	Reduced volumetric expansion to meet Weights and Measures system criteria
Static Wire	Requirement for installations in Class I, Division 1 areas as outlined in NFPA 70
Meets ISO 22241 standard	Ensures desirable characteristics of AUS 32 (DEF) are met, such as quality, safety, reliability and contamination

DEF TRANSFER HOSE

ID		NOM. OD		WEIGHT		MAX	
in.	mm.	in.	mm.	lbs/ft	kg/m	psi	Mpa
1½	38.1	2.1	53.3	.80	1.19	250	1.72



CLEANING EQUIPMENT



AIR &
MULTIPURPOSE
General Purpose
Heavy Duty
Push-on

CHEMICAL
TRANSFER

CLEANING
EQUIPMENT

	Page	Superior Abrasion Cover	Oil Resistance Cover	Microban Cover	Temp Range	Non- Marking*	Wire	Textile	Coupled Assemblies
Fortress® 300	83	Yes	Yes		-20°F to 200°F	Yes		Yes	
Fortress® 1000	84	Yes	Yes	Yes	-20°F to 200°F	Yes		Yes	Yes
Fortress® 3000	85	Yes	Yes	Yes	-20°F to 250°F	Yes	Yes		Yes
Galvanator® 3000	64	Yes	Yes		-20°F to 250°F	Yes	Yes		Yes
Gauntlet® 1500	61	Yes	Yes		-20°F to 200°F	Yes		Yes	Yes
Gauntlet® 3000	62	Yes	Yes		-20°F to 250°F	Yes	Yes		Yes
Gauntlet® 4500	63	Yes	Yes		-20°F to 250°F	Yes	Yes		Yes
Neptune™ 1500	55				-20°F to 200°F	Yes		Yes	Yes
Neptune™ 3000	56				-20°F to 250°F	Yes	Yes		Yes
Neptune™ 4001-R	57				-20°F to 250°F	Yes	Yes		Yes
Neptune™ 4500	58				-20°F to 250°F	Yes	Yes		Yes
Neptune™ 6000	59				-20°F to 250°F	Yes	Yes		Yes
SpiraFlow®	54				-20°F to 250°F	Yes	Yes		Yes
Whitewater®	60				-20°F to 250°F**	Yes	Yes		Yes

* Nonblack Colors

** Hot water for Steam Cleaner Service at 325°F and 350 psi

FOOD
Transfer
Washdown

MARINE

MATERIAL
HANDLING

Abrasives
Bulk Transfer
Cement & Concrete

MINING

PETROLEUM
Aircraft Fueling

Dispensing
Dock
Transfer

SPRAY

STEAM

VACUUM

VEYANCE

WATER
Discharge
Suction &
Discharge
Washdown

WELDING

COUPLING
SYSTEMS

APPENDIX

CLEANING EQUIPMENT

AIR &
MULTIPURPOSE
General Purpose
Heavy Duty
Push-on

CHEMICAL
TRANSFER

CLEANING
EQUIPMENT

FOOD
Transfer
Washdown

MARINE

MATERIAL
HANDLING
Abrasives
Bulk Transfer
Cement & Concrete

MINING

PETROLEUM
Aircraft Fueling
Dispensing
Dock
Transfer

SPRAY

STEAM

VACUUM

VEYANCE

WATER
Discharge
Suction &
Discharge
Washdown

WELDING

COUPLING
SYSTEMS

APPENDIX

SPIRAFLOW®



Product Specifications

- APPLICATION:** Designed specifically for the pressure washer industry. A pressure washer hose that reduces damming which can cause clean spots. Ideal for surface cleaning applications such as parking decks and lots; beef, dairy and poultry operations; gas stations; garages; and auto mechanic shops.
- CONSTRUCTION**
TUBE: Black Nitrile synthetic rubber
- COVER:** Black, Blue, or Gray oil-resistant synthetic rubber, RMA Class B (medium/high oil resistance)
- REINFORCEMENT:** Braided (1) steel wire
- TEMPERATURE:** -20°F to 250°F (-29°C to 121°C)
- PACKAGING:** 500' reels, maximum 3 pieces, 50' increments, coupled lengths available.
- BRANDING:** Not branded
- COUPLINGS:** Contact fitting manufacturer for proper fitting recommendations and coupling procedure.
- NON-STOCK/SIZES:** For special production run minimum requirements, see Appendix D.
- ORDER CODES:** 539-185 (black) 539-186 (blue) 539-187 (gray)

SPIRAFLOW®

ID		NOM. OD		MAX. WP		WEIGHT	
in.	mm.	in.	mm.	psi	Mpa	lb./ft.	kg./m.
3/8	9.53	0.78	19.69	4000	27.58	0.30	0.44

CLEANING EQUIPMENT

NEPTUNE™ 1500



Product Specifications

APPLICATION:	For pressure washer equipment, agricultural sprayers and high-pressure air lines.		
CONSTRUCTION TUBE:	Nitrile synthetic rubber		
COVER:	Blue, Gray, Red, Yellow or Black oil-resistant synthetic rubber, RMA Class B (Medium Oil Resistance)		
REINFORCEMENT:	Braided (1) synthetic yarn up through 1/2". Braided (2) synthetic yarn for 3/4"		
TEMPERATURE:	-20°F to 200°F (-29°C to 93°C)		
PACKAGING:	1/4" – 5/16"	550' to 750' reels, max 8 pieces, 25' minimum	
	3/8"	500' reels, max 3 pieces, 50' increments	
	1/2" – 3/4"	450' to 550' reels, max 5 pieces, 10' minimum	
BRANDING:	Example: Neptune™ 1500 3/8" 1500 psi WP. Made in USA		
COUPLINGS:	Contact fitting manufacturer for proper fitting recommendation and coupling procedure. Coupled lengths with MxMS fittings and Kink Guards available.		
NON-STOCK/SIZES:	For special production run minimum requirements, see Appendix D.		
ORDER CODES:	536-374 (blue) 536-490 (yellow)	536-387 (gray)	536-388 (black)

NEPTUNE™ 1500

ID		NOM. OD		MAX. WP		WEIGHT	
in.	mm.	in.	mm.	psi	Mpa	lb./ft.	kg./m.
1/4	6.4	0.59	15.0	1500	10.34	0.11	0.16
5/16	7.9	0.69	17.5	1500	10.34	0.15	0.22
3/8	9.5	0.75	19.1	1500	10.34	0.18	0.27
1/2	12.7	0.84	21.3	1200	8.27	0.19	0.28
3/4	19.1	1.25	31.8	1500	10.34	0.42	0.62

Note: Not recommended for steam service.

Neptune 1500 in 1/2" ID size is rated at a working pressure rating of 1200 psi. All other sizes listed above are rated at a working pressure of 1500 psi.

AIR &
MULTIPURPOSE
General Purpose
Heavy Duty
Push-on

CHEMICAL
TRANSFER

CLEANING
EQUIPMENT

FOOD
Transfer
Washdown

MARINE

MATERIAL
HANDLING
Abrasives
Bulk Transfer
Cement & Concrete

MINING

PETROLEUM
Aircraft Fueling
Dispensing
Dock
Transfer

SPRAY

STEAM

VACUUM

VEYANCE

WATER
Discharge
Suction &
Discharge
Washdown

WELDING

COUPLING
SYSTEMS

APPENDIX

CLEANING EQUIPMENT

AIR &
MULTIPURPOSE
General Purpose
Heavy Duty
Push-on

CHEMICAL
TRANSFER

CLEANING
EQUIPMENT

FOOD
Transfer
Washdown

MARINE

MATERIAL
HANDLING
Abrasives
Bulk Transfer
Cement & Concrete

MINING

PETROLEUM
Aircraft Fueling
Dispensing
Dock
Transfer

SPRAY

STEAM

VACUUM

VEYANCE

WATER
Discharge
Suction &
Discharge
Washdown

WELDING

COUPLING
SYSTEMS

APPENDIX

NEPTUNE™ 3000



Product Specifications

- APPLICATION:** For use on pressure washer machines with working pressures up to 3000 psi.
- CONSTRUCTION**
TUBE: Nitrile synthetic rubber
- COVER:** Black, Blue, Yellow or Gray oil-resistant synthetic rubber, RMA Class B (Medium Oil Resistance)
- REINFORCEMENT:** Braided (1) steel wire
- TEMPERATURE:** -20°F to 250°F (-29°C to 121°C)
- PACKAGING:** 500' reel, maximum 3 pieces, 50' increments
- BRANDING:** Example: Neptune™ 3000 Goodyear® 3/8" 3000 psi WP. Made in USA
- COUPLINGS:** Use Goodyear Engineered Products pressure washing fittings with this product. See the Coupling Systems information pages at the back of the catalog for available sizes. Refer to the Goodyear Engineered Products Hose Assembly Manual for crimp procedures. Coupled lengths with MxMS fittings and Kink Guards available.
- NON-STOCK/SIZES:** For special production run minimum requirements, see Appendix D.
- ORDER CODES:** 539-085 (black) 539-089 (blue) 539-104 (yellow) 539-090 (gray)

NEPTUNE™ 3000

ID		NOM. OD		MAX. WP		WEIGHT	
in.	mm.	in.	mm.	psi	Mpa	lb./ft.	kg./m.
1/4	6.4	0.53	13.5	3000	20.69	0.15	0.22
3/8	9.5	0.69	17.5	3000	20.69	0.24	0.36
1/2	12.7	0.82	20.8	3000	20.69	0.32	0.48

Note: Not recommended for steam service.

GOODYEAR
ENGINEERED PRODUCTS

CLEANING EQUIPMENT

NEPTUNE™ 4001-R



Product Specifications

APPLICATION:	For high-pressure washer equipment with working pressures up to 4000 psi.		
CONSTRUCTION TUBE:	Nitrile synthetic rubber		
COVER:	Black, Yellow, Blue or Gray oil resistant synthetic rubber, RMA Class B (Medium Oil Resistance)		
REINFORCEMENT:	Braided (1) steel wire		
TEMPERATURE:	-20°F to 250°F (-29°C to 121°C)		
PACKAGING:	500' reel, maximum 3 pieces, 50' increments		
BRANDING:	Example: Neptune™ 4001-R 3/8" 4000 psi WP. Made in USA. Goodyear®		
COUPLINGS:	Use Goodyear Engineered Products pressure washing fittings with this product. See the Coupling Systems information pages at the back of the catalog for available sizes. Refer to the Goodyear Engineered Products Hose Assembly Manual for crimp procedures. Coupled lengths with MxMS fittings and Kink Guards available.		
NON-STOCK/SIZES:	For special production run minimum requirements, see Appendix D.		
ORDER CODES:	539-261 (black) 539-262 (gray)	539-266 (yellow) 539-111 (red)	539-265 (blue)

NEPTUNE™ 4001-R

ID		NOM. OD		MAX. WP		WEIGHT	
in.	mm.	in.	mm.	psi	Mpa	lb./ft.	kg./m.
3/8	9.5	0.69	17.5	4000	27.58	0.25	0.37

Note: Not recommended for steam service.

AIR &
MULTIPURPOSE
General Purpose
Heavy Duty
Push-on

CHEMICAL
TRANSFER

CLEANING
EQUIPMENT

FOOD
Transfer
Washdown

MARINE

MATERIAL
HANDLING
Abrasives
Bulk Transfer
Cement & Concrete

MINING

PETROLEUM
Aircraft Fueling
Dispensing
Dock
Transfer

SPRAY

STEAM

VACUUM

VEYANCE

WATER
Discharge
Suction &
Discharge
Washdown

WELDING

COUPLING
SYSTEMS

APPENDIX



CLEANING EQUIPMENT

AIR &
MULTIPURPOSE
General Purpose
Heavy Duty
Push-on

CHEMICAL
TRANSFER

CLEANING
EQUIPMENT

FOOD
Transfer
Washdown

MARINE

MATERIAL
HANDLING
Abrasives
Bulk Transfer
Cement & Concrete

MINING

PETROLEUM
Aircraft Fueling
Dispensing
Dock
Transfer

SPRAY

STEAM

VACUUM

VEYANCE

WATER
Discharge
Suction &
Discharge
Washdown

WELDING

COUPLING
SYSTEMS

APPENDIX

NEPTUNE™ 4500



Product Specifications

- APPLICATION:** For use on pressure washer machines with working pressures up to 4500 psi.
- CONSTRUCTION**
TUBE: Nitrile synthetic rubber
- COVER:** Black or Blue oil-resistant synthetic rubber, RMA Class B (Medium Oil Resistance)
- REINFORCEMENT:** Braided (2) steel wires
- TEMPERATURE:** -20°F to 250°F (-29°C to 121°C)
- PACKAGING:** 1/4"– 3/8" 500' reels, maximum 3 pieces, minimum of 50' lengths
1/2" 500' reels, maximum 3 pieces, minimum of 50' lengths
- BRANDING:** Example: Neptune™ 4500 3/8" 4500 psi WP. Made in USA
- COUPLINGS:** Use Goodyear Engineered Products pressure washing fittings with this product. See the Coupling Systems information pages at the back of the catalog for available sizes. Refer to the Goodyear Engineered Products Hose Assembly Manual for crimp procedures. Coupled lengths with MxMS fittings and Kink Guards available.
- NON-STOCK/SIZES:** For special production run minimum requirements, see Appendix D.
- ORDER CODES:** 539-091 (black) 539-124 (blue)

NEPTUNE™ 4500

ID		NOM. OD		MAX. WP		WEIGHT	
in.	mm.	in.	mm.	psi	Mpa	lb./ft.	kg./m.
1/4	6.4	0.54	13.7	4500	31.03	0.20	0.30
3/8	9.5	0.69	17.5	4500	31.03	0.28	0.42
1/2	12.7	0.82	20.8	4500	31.03	0.35	0.52

Note: Not recommended for steam service.

GOODYEAR
ENGINEERED PRODUCTS

CLEANING EQUIPMENT

NEPTUNE™ 6000



Product Specifications

- APPLICATION:** For use on pressure washer machines with working pressures up to 6000 psi.
- CONSTRUCTION**
 - TUBE:** Nitrile synthetic rubber
 - COVER:** Black oil resistant synthetic rubber, RMA Class B (Medium Oil Resistance)
- REINFORCEMENT:** Braided (2) steel wires
- TEMPERATURE:** -20°F to 250°F (-29°C to 121°C)
- PACKAGING:** 500' reels, maximum 3 piece, 50' increments, coupled lengths available
- BRANDING:** Example: Neptune™ 6000 3/8" 6000 psi WP. Made in USA
- COUPLINGS:** Contact fitting manufacturer for proper fitting recommendation and coupling procedure.
- NON-STOCK/SIZES:** For special production run minimum requirements, see Appendix D.
- ORDER CODES:** 539-149 (black) 539-148 (gray)

NEPTUNE™ 6000

ID		NOM. OD		MAX. WP		WEIGHT	
in.	mm.	in.	mm.	psi	Mpa	lb./ft.	kg./m.
3/8	9.5	0.69	17.5	6000	41.37	0.30	0.45

Note: Not recommended for steam service.

AIR &
MULTIPURPOSE
General Purpose
Heavy Duty
Push-on

CHEMICAL
TRANSFER

CLEANING
EQUIPMENT

FOOD
Transfer
Washdown

MARINE

MATERIAL
HANDLING
Abrasives
Bulk Transfer
Cement & Concrete

MINING

PETROLEUM
Aircraft Fueling
Dispensing
Dock
Transfer

SPRAY

STEAM

VACUUM

VEYANCE

WATER
Discharge
Suction &
Discharge
Washdown

WELDING

COUPLING
SYSTEMS

APPENDIX

CLEANING EQUIPMENT

AIR &
MULTIPURPOSE
*General Purpose
Heavy Duty
Push-on*

CHEMICAL
TRANSFER

CLEANING
EQUIPMENT

FOOD
*Transfer
Washdown*

MARINE

MATERIAL
HANDLING
*Abrasives
Bulk Transfer
Cement & Concrete*

MINING

PETROLEUM
*Aircraft Fueling
Dispensing
Dock
Transfer*

SPRAY

STEAM

VACUUM

VEYANCE

WATER
*Discharge
Suction &
Discharge
Washdown*

WELDING

COUPLING
SYSTEMS

APPENDIX

WHITEWATER®



Product Specifications

- APPLICATION:** For use on either steam cleaner machines or combination steam cleaner/pressure washer machines.
- CONSTRUCTION TUBE:** Pyrosyn® synthetic rubber
- COVER:** Black and Red Hysunite™ synthetic rubber, RMA Class B (Medium Oil Resistance)
- REINFORCEMENT:** Braided (1) steel wire
- TEMPERATURE:** Handles hot water at 325°F/163°C and 350 psi for Steam Cleaning Service, handles hot water at 250°F/121°C and 3000 psi (2500 psi on 1/2") for Pressure Washer Service
- PACKAGING:** 500' reel, maximum 3 pieces, 50' increments coupled lengths available
- BRANDING:** Example: Goodyear® 3/8" Whitewater® Pressure Washer 3000 psi/250°F Steam Cleaner 350 psi/325°F. Made in USA
- COUPLINGS:** Contact fitting manufacturer for proper fitting recommendation and coupling procedure.
- NON-STOCK/SIZES:** For special production run minimum requirements, see Appendix D.
- ORDER CODES:** 539-095 (black) 539-110 (red)

WHITEWATER® - STEAM CLEANER SERVICE - up to 325°F (163°C)

NOM. ID		NOM. OD		MAX. WP		WEIGHT	
in.	mm.	in.	mm.	psi	Mpa	lb./ft.	kg./m.
3/8	9.50	0.69	17.50	350	2.40	0.23	0.34
1/2	12.70	0.83	21.20	350	2.40	0.31	0.46

WHITEWATER® - PRESSURE WASHER SERVICE - up to 250°F (121°C)

NOM. ID		NOM. OD		MAX. WP		WEIGHT	
in.	mm.	in.	mm.	psi	Mpa	lb./ft.	kg./m.
3/8	9.50	0.69	17.50	3,000	20.6	0.23	0.34
1/2	12.70	0.83	21.20	2,500	16.9	0.31	0.46

Note: Not recommended for steam service.



CLEANING EQUIPMENT

GAUNTLET® 1500



Product Specifications

- APPLICATION:** Gauntlet® 1500 is for pressure washer equipment with working pressures up to 1500 psi. Its super abrasion-resistant cover provides maximum protection against adverse effects of oil and animal fats.
- CONSTRUCTION TUBE:** Nitrile synthetic rubber
- COVER:** Black or Yellow oil-resistant Carbryn™ synthetic rubber, RMA Class A (High Oil Resistance)
- REINFORCEMENT:** Braided (1) synthetic yarn up through 1/2". Braided (2) synthetic yarn for 3/4"
- TEMPERATURE:** -20°F to 200°F (-29°C to 93°C)
- PACKAGING:** 500' reel, maximum 3 pieces, 50' increments
- BRANDING:** Example: Goodyear® Gauntlet® 1500 3/8" 1500 psi. Made in USA
- COUPLINGS:** Contact fitting manufacturer for proper fitting recommendation and coupling procedure. Coupled lengths with MxMS fittings and Kink Guards available.
- NON-STOCK/SIZES:** For special production run minimum requirements, see Appendix D.
- ORDER CODES:** 536-480 (black) 536-474 (yellow) 536-574 (red)

GAUNTLET® 1500

ID		NOM. OD		MAX. WP		WEIGHT	
in.	mm.	in.	mm.	psi	Mpa	lb./ft.	kg./m.
1/4	6.4	0.59	15.0	1500	10.34	0.11	0.16
3/8	9.5	0.75	19.1	1500	10.34	0.18	0.27
1/2	12.7	0.84	21.3	1200	8.27	0.18	0.27
3/4	19.1	1.25	31.8	1500	10.34	0.41	0.61

Note: Not recommended for steam service.

Gauntlet 1500 in the 1/2" ID is rated at a working pressure of 1200 psi. All other sizes listed above are rated at a working pressure of 1500 psi.

AIR &
MULTIPURPOSE
General Purpose
Heavy Duty
Push-on

CHEMICAL
TRANSFER

CLEANING
EQUIPMENT

FOOD
Transfer
Washdown

MARINE

MATERIAL
HANDLING
Abrasives
Bulk Transfer
Cement & Concrete

MINING

PETROLEUM
Aircraft Fueling
Dispensing
Dock
Transfer

SPRAY

STEAM

VACUUM

VEYANCE

WATER
Discharge
Suction &
Discharge
Washdown

WELDING

COUPLING
SYSTEMS

APPENDIX

CLEANING EQUIPMENT

AIR &
MULTIPURPOSE
*General Purpose
Heavy Duty
Push-on*

CHEMICAL
TRANSFER

CLEANING
EQUIPMENT

FOOD
*Transfer
Washdown*

MARINE

MATERIAL
HANDLING
*Abrasives
Bulk Transfer
Cement & Concrete*

MINING

PETROLEUM
*Aircraft Fueling
Dispensing
Dock
Transfer*

SPRAY

STEAM

VACUUM

VEYANCE

WATER
*Discharge
Suction &
Discharge
Washdown*

WELDING

COUPLING
SYSTEMS

APPENDIX

GAUNTLET® 3000



Product Specifications

- APPLICATION:** For use on pressure washer machines with working pressures up to 3000 psi. Its super abrasion-resistant cover provides maximum protection against adverse affects of oil and animal fats.
- CONSTRUCTION**
TUBE: Nitrile synthetic rubber
- COVER:** Black or Yellow oil-resistant Carbryn™ synthetic rubber, RMA Class A (High Oil Resistance)
- REINFORCEMENT:** Braided (1) steel wire
- TEMPERATURE:** -20°F to 250°F (-29°C to 121°C)
- PACKAGING:** 500' reels, maximum 3 pieces, 50' increments
- BRANDING:** Example: Goodyear® Gauntlet® 3000 3/8" 3000 psi. Made in USA
- COUPLINGS:** Use Goodyear Engineered Products pressure washing fittings with this product. See the Coupling Systems information pages at the back of the catalog for available sizes. Refer to the Goodyear Engineered Products Hose Assembly Manual for crimp procedures. Coupled lengths with MxMS fittings and Kink Guards available.
- NON-STOCK/SIZES:** For special production run minimum requirements, see Appendix D.
- ORDER CODES:** 539-099 (black) 539-100 (yellow)

GAUNTLET® 3000

ID		NOM. OD		MAX. WP		WEIGHT	
in.	mm.	in.	mm.	psi	Mpa	lb./ft.	kg./m.
3/8	9.5	0.69	17.5	3000	20.69	0.24	0.36
1/2	12.7	0.82	20.8	3000	20.69	0.32	0.48

Note: Not recommended for steam service.

GOODYEAR
ENGINEERED PRODUCTS

CLEANING EQUIPMENT

GAUNTLET® 4500



Product Specifications

- APPLICATION:** For use on pressure washer machines with working pressures up to 4500 psi. Its super abrasion-resistant cover provides maximum protection against adverse affects of oil and animal fats.
- CONSTRUCTION**
TUBE: Nitrile synthetic rubber
- COVER:** Black or Yellow oil-resistant Carbryn™ synthetic rubber, RMA Class A (High Oil Resistance)
- REINFORCEMENT:** Braided (2) steel wires
- TEMPERATURE:** -20°F to 250°F (-29°C to 121°C)
- PACKAGING:** 1/4" – 3/8" 500' reels, maximum 3 pieces, minimum of 50' lengths, coupled lengths available
 1/2" 500' reels, maximum 3 pieces, minimum of 50' lengths, coupled lengths available
- BRANDING:** Example: Goodyear® Gauntlet® 4500 3/8" 4500 psi WP. Made in USA
- COUPLINGS:** Use Goodyear Engineered Products pressure washing fittings with this product. See the Coupling Systems information pages at the back of the catalog for available sizes. Refer to the Goodyear Engineered Products Hose Assembly Manual for crimp procedures. Coupled lengths with MxMS fittings and Kink Guards available.
- NON-STOCK/SIZES:** For special production run minimum requirements, see Appendix D.
- ORDER CODES:** 539-122 (black) 539-120 (yellow)

GAUNTLET® 4500

ID		NOM. OD		MAX. WP		WEIGHT	
in.	mm.	in.	mm.	psi	Mpa	lb./ft.	kg./m.
1/4	6.4	0.54	13.7	4500	31.03	0.20	0.30
3/8	9.5	0.69	17.5	4500	31.03	0.27	0.40
1/2	12.7	0.82	20.8	4500	31.03	0.34	0.51

Note: Not recommended for steam service.

AIR &
MULTIPURPOSE
General Purpose
Heavy Duty
Push-on

CHEMICAL
TRANSFER

CLEANING
EQUIPMENT

FOOD
Transfer
Washdown

MARINE

MATERIAL
HANDLING
Abrasives
Bulk Transfer
Cement & Concrete

MINING

PETROLEUM
Aircraft Fueling
Dispensing
Dock
Transfer

SPRAY

STEAM

VACUUM

VEYANCE

WATER
Discharge
Suction &
Discharge
Washdown

WELDING

COUPLING
SYSTEMS

APPENDIX

CLEANING EQUIPMENT

AIR &
MULTIPURPOSE
*General Purpose
Heavy Duty
Push-on*

CHEMICAL
TRANSFER

CLEANING
EQUIPMENT

FOOD
*Transfer
Washdown*

MARINE

MATERIAL
HANDLING
*Abrasives
Bulk Transfer
Cement & Concrete*

MINING

PETROLEUM
*Aircraft Fueling
Dispensing
Dock
Transfer*

SPRAY

STEAM

VACUUM

VEYANCE

WATER
*Discharge
Suction &
Discharge
Washdown*

WELDING

COUPLING
SYSTEMS

APPENDIX

GALVANATOR® 3000



Product Specifications

- APPLICATION:** For pressure washer equipment. Its rust-resistant reinforcement and superior abrasion-resistant cover provides maximum protection against adverse affects of water, oil and animal fats.
- CONSTRUCTION**
TUBE: Nitrile synthetic rubber
- COVER:** Yellow or Black Carbryn™ synthetic rubber (wrapped finish), ORS, RMA Class A (High Oil Resistance)
- REINFORCEMENT:** Braided (2) steel wires
- TEMPERATURE:** -20°F to 250°F (-29°C to 121°C)
- PACKAGING:** 500' reels, maximum 3 pieces, 50' increments
- BRANDING:** Example: Galvanator® 3000 3/8" (9.5mm) 3000 psi (20.7 Mpa). Made in USA
- COUPLINGS:** Contact fitting manufacturer for proper fitting recommendation and coupling procedure. Coupled lengths with MxMS fittings and Kink Guards available.
- NON-STOCK/SIZES:** For special production run minimum requirements, see Appendix D.
- ORDER CODES:** 539-200 (yellow) 539-201 (black)

GALVANATOR® 3000

ID		NOM. OD		MAX. WP		BEND RADIUS		WEIGHT	
in.	mm.	in.	mm.	psi	Mpa	in.	mm.	lb./ft.	kg./m.
3/8	9.5	6.9	17.5	3000	20.69	2.0	64	0.26	0.39
1/2	12.7	0.82	20.8	3000	20.69	3.5	89	0.31	0.49

Note: Not recommended for steam service.

GOOD YEAR
ENGINEERED PRODUCTS

FOOD TRANSFER



AIR &
MULTIPURPOSE
General Purpose
Heavy Duty
Push-on

CHEMICAL
TRANSFER

CLEANING
EQUIPMENT

	Page	Dry or Liquid	Temp Range	Beer/Wine	Dairy	Clear	Thermo-plastic	Rubber	3-A, FDA, USDA	NSF 61	Static Wire	Helical Wire
Exstatic®	69	Dry	-25°F to 180°F					Yes	FDA, USDA			Yes
Gray Flextra® LT	68	Liquid	-25°F to 212°F	Yes	Yes			Yes	Yes			Yes
Harvest™	70	Dry	-25°F to 180°F					Yes	Yes			Yes
Nutriflex™ S&D	72	Both	-15°F to 158°F	Yes	Yes	Yes	Yes		Yes	Yes		
Nutriflex™ Static Wire	73	Dry	-15°F to 158°F		Yes	Yes	Yes		Yes	Yes	Yes	
Nutriflo® S&D	71	Both	-15°F to 158°F	Yes	Yes	Yes	Yes		Yes	Yes		
Plicord® Blue Flour	74	Dry	-40°F to 180°F					Yes	FDA		Yes	
Plicord® Brewline®	75	Liquid	-40°F to 220°F	Yes				Yes	Yes			
Plicord® Extremeflex™ Food Grade	76	Dry	-25°F to 212°F		Yes			Yes	Yes			Yes
Plicord® Gray Food	67	Liquid	-25°F to 230°F		Yes			Yes	Yes			Yes
Plicord® Wineline®	77	Liquid	-40°F to 220°F	Yes				Yes	Yes			
Pliovic® FG (FDA-3A)	78	Both	-10°F to 158°F	Yes	Yes	Yes	Yes		Yes	Yes		
Potable Water	79	Liquid	-40°F to 180°F					Yes	Yes			
Spirathane™ PT	120	Dry	0°F to 158°F			Yes	Yes		FDA		Yes	
Vintner™	80	Liquid	-30°F to 220°F	Yes				Yes	Yes			
White Flexwing®	66	Both	-25°F to 230°F		Yes			Yes	Yes			Yes

FOOD

Transfer
Washdown

MARINE

MATERIAL
HANDLING

Abrasives
Bulk Transfer
Cement & Concrete

MINING

PETROLEUM
Aircraft Fueling

Dispensing
Dock
Transfer

SPRAY

STEAM

VACUUM

VEYANCE

WATER
Discharge

Suction &
Discharge
Washdown

WELDING

COUPLING
SYSTEMS

APPENDIX

FOOD

AIR &
MULTIPURPOSE
General Purpose
Heavy Duty
Push-on

CHEMICAL
TRANSFER

CLEANING
EQUIPMENT

FOOD
Transfer
Washdown

MARINE

MATERIAL
HANDLING
Abrasives
Bulk Transfer
Cement & Concrete

MINING

PETROLEUM
Aircraft Fueling
Dispensing
Dock
Transfer

SPRAY

STEAM

VACUUM

VEYANCE

WATER
Discharge
Suction &
Discharge
Washdown

WELDING

COUPLING
SYSTEMS

APPENDIX

WHITE FLEXWING®



Product Specifications

- APPLICATION:** A highly flexible hose for gravity flow, pressure, or suction service transferring oily and non-oily edibles from tank truck and in-plant service.
- CONSTRUCTION**
TUBE: White Chemivic™ synthetic rubber (FDA/USDA compliant and conforms to 3-A Sanitary Standard 18-03)
- COVER:** White Chemivic synthetic rubber (wrapped impression)
- REINFORCEMENT:** Spiral-plied synthetic fabric with galvanized wire helix
- TEMPERATURE:** -25°F to 230°F (-32°C to 110°C)
- PACKAGING:** 100' length, coiled, polywrapped
- BRANDING (SPIRAL):** Example: Goodyear® White Flexwing® 150 psi WP; FDA, 3-A, and USDA
- COUPLINGS:** Contact fitting manufacturer for proper fitting recommendations and coupling procedure.
- NON-STOCK/SIZES:** For special production run minimum requirements, see Appendix D.
- ORDER CODES:** 549-151

WHITE FLEXWING®

ID		NOM. OD		MAX. WP		BEND RADIUS		VACUUM HG		WEIGHT	
in.	mm.	in.	mm.	psi	Mpa	in.	mm.	in.	mm.	lb./ft.	kg./m.
3/4	19.1	1.20	30.5	150	1.03	2	51	29	737	0.47	0.70
1	25.4	1.44	36.6	150	1.03	3	76	29	737	0.57	0.85
1¼	31.8	1.70	43.2	150	1.03	4	102	29	737	0.69	1.03
1½	38.1	1.97	50.0	150	1.03	4	102	29	737	0.86	1.28
2	50.8	2.53	64.3	150	1.03	5	114	29	737	1.23	1.83
2½	63.5	3.10	78.7	150	1.03	6	146	29	737	1.81	2.69
3	76.2	3.60	91.4	150	1.03	7	178	29	737	2.16	3.21
4	101.6	4.64	117.9	150	1.03	10	254	29	737	3.05	4.54
5	127.0	5.97	151.6	150	1.03	20	508	29	737	5.73	8.53

For Goodyear Engineered Products food hose compliance information, see Appendix C.

PLICORD® GRAY FOOD



Product Specifications



- APPLICATION:** A flexible hose for gravity flow, pressure, or suction service transferring edibles from tank truck and in-plant service.
- CONSTRUCTION**
 - TUBE:** White Chemivic™ synthetic rubber (FDA/USDA compliant and conforms to 3-A Sanitary Standard 18-03)
 - COVER:** Gray Chemivic synthetic rubber (wrapped impression)
- REINFORCEMENT:** Spiral-ply synthetic fabric with Galvanized Wire helix
- TEMPERATURE:** -25°F to 230°F (-32°C to 110°C)
- PACKAGING:** 100' length, coiled, polywrapped
- BRANDING (SPIRAL):** Example: Goodyear® Plicord® Gray Food; FDA, 3-A, and USDA 150 psi
- COUPLINGS:** Contact fitting manufacturer for proper fitting recommendations and coupling procedure.
- NON-STOCK/SIZES:** For special production run minimum requirements, see Appendix D.
- ORDER CODES:** 549-834

PLICORD® GRAY FOOD

ID		NOM. OD		MAX. WP		BEND RADIUS		VACUUM HG		WEIGHT	
in.	mm.	in.	mm.	psi	Mpa	in.	mm.	in.	mm.	lb./ft.	kg./m.
1	25.4	1.45	36.7	150	1.03	3	75	29	737	0.58	0.86
1½	38.1	1.97	50.0	150	1.03	4	102	29	737	0.85	1.26
2	50.8	2.59	65.8	150	1.03	5	114	29	737	1.42	2.11
2½	63.5	3.09	78.5	150	1.03	6	152	29	737	1.77	2.63
3	76.2	3.59	91.2	150	1.03	7	178	29	737	2.10	3.13
4	101.6	4.68	118.9	150	1.03	10	254	29	737	3.19	4.75

For Goodyear Engineered Products food hose compliance information, see Appendix C.

AIR &
MULTIPURPOSE
General Purpose
Heavy Duty
Push-on

CHEMICAL
TRANSFER

CLEANING
EQUIPMENT

FOOD
Transfer
Washdown

MARINE

MATERIAL
HANDLING
Abrasives
Bulk Transfer
Cement & Concrete

MINING

PETROLEUM
Aircraft Fueling
Dispensing
Dock
Transfer

SPRAY

STEAM

VACUUM

VEYANCE

WATER
Discharge
Suction &
Discharge
Washdown

WELDING

COUPLING
SYSTEMS

APPENDIX

FOOD

AIR &
MULTIPURPOSE
General Purpose
Heavy Duty
Push-on

CHEMICAL
TRANSFER

CLEANING
EQUIPMENT

FOOD
Transfer
Washdown

MARINE

MATERIAL
HANDLING
Abrasives
Bulk Transfer
Cement & Concrete

MINING

PETROLEUM
Aircraft Fueling
Dispensing
Dock
Transfer

SPRAY

STEAM

VACUUM

VEYANCE

WATER
Discharge
Suction &
Discharge
Washdown

WELDING

COUPLING
SYSTEMS

APPENDIX

GRAY FLEXTRA® LT



Product Specifications

APPLICATION:	A lightweight, highly flexible hose used for transferring edibles in gravity flow, pressure, or suction service. Larger I.D. sizes (5" and 6") applicable as "must" hoses in the wine industry.
CONSTRUCTION TUBE:	White Chemivic™ (complies with FDA, USDA and 3-A)
COVER:	Gray Chemivic™ (corrugated, wrapped impression)
REINFORCEMENT:	Synthetic textile fabric plies and two galvanized wire helix
TEMPERATURE:	-25°F to 212°F (-32°C to 100°C)
PACKAGING:	Coiled-polyethylene wrapped/bagel pack
BRANDING (SPIRAL):	Example: Goodyear® Gray Flextra® LT 150 psi WP; FDA, 3-A and USDA
COUPLINGS:	Contact fitting manufacturer for proper fitting recommendation and coupling procedure.
NON-STOCK/SIZES:	For special production run minimum requirements, see Appendix D.
ORDER CODES:	549-357

GRAY FLEXTRA® LT

ID		NOM. OD		MAX. WP		BEND RADIUS		VACUUM HG		WEIGHT	
in.	mm.	in.	mm.	psi	Mpa	in.	mm.	in.	mm.	lb./ft.	kg./m.
1½	38.1	1.92	48.8	150	1.03	3	64	29	737	0.77	1.15
2	50.8	2.44	62.0	150	1.03	3	76	29	737	1.00	1.49
2½	63.5	3.00	76.2	150	1.03	5	127	29	737	1.46	2.17
3	76.2	3.51	89.2	150	1.03	6	140	29	737	1.95	2.90
4	101.6	4.55	115.6	150	1.03	7	191	29	737	2.59	3.85
5	127.0	5.66	143.8	150	1.03	12	305	29	737	3.84	5.71
6	152.4	6.66	169.2	150	1.03	17	432	29	737	4.55	6.77

For Goodyear Engineered Products food hose compliance information, see Appendix C.

EXSTATIC®



Product Specifications



- APPLICATION:** Exstatic® hose is for tank truck and/or in-plant transfer of dry, bulk foodstuffs where there is a potential for electrical static build-up.
- CONSTRUCTION TUBE:** FDA UHMWPE (static dissipating/static conductive) has FDA/USDA compliant materials
- COVER:** Blue Plioflex® synthetic rubber (corrugated)/spiral transfer brand (wrapped impression)
- REINFORCEMENT:** Spiral-plied synthetic fabric with double wire helix
- TEMPERATURE:** -25°F to 180°F (-32°C to 82°C)
- PACKAGING:** 100' length, coiled, polywrapped
- BRANDING (SPIRAL):** Example: Goodyear® Plicord® Exstatic® FDA Dry Material handling 150 psi
- COUPLINGS:** Contact fitting manufacturer for proper fitting recommendation and coupling procedure. Use Goodyear Engineered Products Insta-Lock Cam & Groove Fittings with this product. See the Couplings Systems information pages at the back of the catalog.
- NON-STOCK/SIZES:** For special production run minimum requirements, see Appendix D.
- ORDER CODES:** 549-608

EXSTATIC®

ID		NOM. OD		MAX. WP		BEND RADIUS		VACUUM HG		WEIGHT	
in.	mm.	in.	mm.	psi	Mpa	in.	mm.	in.	mm.	lb./ft.	kg./m.
2	50.8	2.50	63.5	150	1.03	8	203	29	737	1.07	1.59
3	76.2	3.56	90.4	150	1.03	12	305	29	737	1.83	2.72
4	101.6	4.59	116.6	150	1.03	16	406	29	737	2.49	3.71
5	127.0	5.67	144.0	150	1.03	20	508	29	737	3.69	5.49

For Goodyear Engineered Products food hose compliance information, see Appendix C.

AIR &
MULTIPURPOSE
General Purpose
Heavy Duty
Push-on

CHEMICAL
TRANSFER

CLEANING
EQUIPMENT

FOOD
Transfer
Washdown

MARINE

MATERIAL
HANDLING
Abrasives
Bulk Transfer
Cement & Concrete

MINING

PETROLEUM
Aircraft Fueling
Dispensing
Dock
Transfer

SPRAY

STEAM

VACUUM

VEYANCE

WATER
Discharge
Suction &
Discharge
Washdown

WELDING

COUPLING
SYSTEMS

APPENDIX

FOOD

AIR &
MULTIPURPOSE
*General Purpose
Heavy Duty
Push-on*

CHEMICAL
TRANSFER

CLEANING
EQUIPMENT

FOOD
*Transfer
Washdown*

MARINE

MATERIAL
HANDLING
*Abrasives
Bulk Transfer
Cement & Concrete*

MINING

PETROLEUM
*Aircraft Fueling
Dispensing
Dock
Transfer*

SPRAY

STEAM

VACUUM

VEYANCE

WATER
*Discharge
Suction &
Discharge
Washdown*

WELDING

COUPLING
SYSTEMS

APPENDIX

HARVEST™



Product Specifications

APPLICATION: For tank truck and/or in-plant applications for the transfer of dry, non-oily bulk foodstuffs.

CONSTRUCTION

TUBE: FDA, White Pureten™ (natural rubber) (FDA/USDA compliant and conforms to 3-A Sanitary Standard 18-03)

COVER: Gray Versigard® synthetic rubber (corrugated)/orange branding tape (wrapped impression)

REINFORCEMENT: Spiral-ply synthetic fabric with double galvanized wire helix

TEMPERATURE: -25°F to 180°F (-32°C to 82°C)

PACKAGING: 100' length, coiled, polywrapped

BRANDING (SPIRAL): Example: Goodyear® Harvest™ 150 psi WP; FDA/USDA

COUPLINGS: Contact fitting manufacturer for proper fitting recommendation and coupling procedure.

NON-STOCK/SIZES: For special production run minimum requirements, see Appendix D.

ORDER CODES: 549-627

HARVEST™

ID		NOM. OD		MAX. WP		BEND RADIUS		VACUUM HG		WEIGHT	
in.	mm.	in.	mm.	psi	Mpa	in.	mm.	in.	mm.	lb./ft.	kg./m.
2	50.8	2.73	69.3	150	1.03	5	127	29	737	1.57	2.34
3	76.2	3.74	95.0	150	1.03	7	178	29	737	2.32	3.45
4	101.6	4.78	121.4	150	1.03	10	254	29	737	3.44	5.12
5	127.0	5.91	150.1	150	1.03	15	381	29	737	4.76	7.08

For Goodyear Engineered Products food hose compliance information, see Appendix C.

NUTRIFLO® SUCTION AND DISCHARGE HOSE



Product Specifications



- APPLICATION:** For handling almost every type of dry bulk food material or liquid in gravity flow and vacuum service. Nutriflo conforms to USDA Meat and Poultry, 3-A Sanitary, and FDA Standards and is used for the transmission of raw and pasteurized milk and other high water content dairy items.
- CONSTRUCTION TUBE:** Clear Pliovic® (FDA, 3-A, USDA compliant), NSF-61
- COVER:** Clear Pliovic
- REINFORCEMENT:** White or Clear high-density Pliovic® helix
- TEMPERATURE:** -15°F to 158°F (-26°C to 70°C)
- PACKAGING:** 100' length, coiled, polywrapped
- BRANDING:** Not branded
- COUPLINGS:** Contact fitting manufacturer for proper fitting recommendation and coupling procedure.
- NON-STOCK/SIZES:** For special production run minimum requirements, see Appendix D.
- ORDER CODES:** 586-416 (white) 586-421 (clear)

NUTRIFLO® SUCTION AND DISCHARGE

ID		NOM. OD		MAX. WP		BEND RADIUS		VACUUM HG		WEIGHT	
in.	mm.	in.	mm.	psi	Mpa	in.	mm.	in.	mm.	lb./ft.	kg./m.
3/4	19.1	0.99	25.2	120	0.83	3	83	29	737	0.18	0.27
1	25.4	1.24	31.5	106	0.73	5	114	29	737	0.26	0.39
1¼	31.8	1.55	39.4	99	0.68	5	127	29	737	0.36	0.54
1½	38.1	1.78	45.2	89	0.61	6	152	29	737	0.43	0.64
2	50.8	2.37	60.2	79	0.54	8	203	29	737	0.67	1.00
2½	63.5	2.89	73.4	65	0.45	10	254	29	737	0.89	1.32
3	76.2	3.48	88.4	65	0.45	12	305	29	737	1.15	1.71
4	101.6	4.50	114.3	55	0.38	16	406	29	737	1.65	2.46
6	152.4	6.63	168.4	47	0.32	36	914	29	737	3.39	5.04

For Goodyear Engineered Products food hose compliance information, see Appendix C.

AIR &
MULTIPURPOSE
General Purpose
Heavy Duty
Push-on

CHEMICAL
TRANSFER

CLEANING
EQUIPMENT

FOOD
Transfer
Washdown

MARINE

MATERIAL
HANDLING
Abrasives
Bulk Transfer
Cement & Concrete

MINING

PETROLEUM
Aircraft Fueling
Dispensing
Dock
Transfer

SPRAY

STEAM

VACUUM

VEYANCE

WATER
Discharge
Suction &
Discharge
Washdown

WELDING

COUPLING
SYSTEMS

APPENDIX

FOOD

AIR &
MULTIPURPOSE
*General Purpose
Heavy Duty
Push-on*

CHEMICAL
TRANSFER

CLEANING
EQUIPMENT

FOOD
*Transfer
Washdown*

MARINE

MATERIAL
HANDLING
*Abrasives
Bulk Transfer
Cement & Concrete*

MINING

PETROLEUM
*Aircraft Fueling
Dispensing
Dock
Transfer*

SPRAY

STEAM

VACUUM

VEYANCE

WATER
*Discharge
Suction &
Discharge
Washdown*

WELDING

COUPLING
SYSTEMS

APPENDIX

NUTRIFLEX™ SUCTION AND DISCHARGE HOSE



Product Specifications

- APPLICATION:** Nutriflex™ S&D hose is capable of handling almost every type of dry bulk food material or liquid in gravity flow and vacuum service. Nutriflex conforms to USDA Meat and Poultry, 3-A Sanitary, and FDA Standards and is used for transmission of raw and pasteurized milk and other high water content dairy items.
- CONSTRUCTION**
TUBE: Clear Pliovic® (FDA, 3-A, USDA compliant), NSF-61
- COVER:** Clear Pliovic (corrugated construction)
- REINFORCEMENT:** Clear high-density rigid Pliovic® helix
- TEMPERATURE:** -15°F to 158°F (-26°C to 70°C)
- PACKAGING:** 100' length, coiled, polywrapped
- BRANDING:** Not branded
- COUPLINGS:** Contact fitting manufacturer for proper fitting recommendation and coupling procedure.
- NON-STOCK/SIZES:** For special production run minimum requirements, see Appendix D.
- ORDER CODES:** 586-417 (white) 586-422 (clear)

NUTRIFLEX™ SUCTION AND DISCHARGE

ID		NOM. OD		MAX. WP		BEND RADIUS		VACUUM HG		WEIGHT	
in.	mm.	in.	mm.	psi	Mpa	in.	mm.	in.	mm.	lb./ft.	kg./m.
1	25.4	1.29	32.8	60	0.41	2	38	29	737	0.22	0.33
1¼	31.8	1.56	39.6	50	0.34	3	64	29	737	0.28	0.42
1½	38.1	1.88	47.8	50	0.34	4	81	29	737	0.31	0.46
2	50.8	2.43	61.7	40	0.28	4	81	29	737	0.51	0.76
2½	63.5	3.00	76.2	35	0.24	5	114	29	737	0.82	1.22
3	76.2	3.58	90.9	35	0.24	7	165	29	737	1.05	1.56
4	101.6	4.71	119.6	35	0.24	10	264	29	737	1.67	2.49
5	127.0	5.62	142.8	25	0.17	30	747	29	737	2.03	3.02
6	152.4	6.72	170.7	25	0.17	30	747	29	737	2.27	3.38

For Goodyear Engineered Products food hose compliance information, see Appendix C.

NUTRIFLEX® STATIC WIRE



Product Specifications

- APPLICATION:** For handling almost every type of dry bulk food material or liquid in gravity flow and vacuum service. Nutriflex Static Wire conforms to USDA Meat and Poultry, 3-A Sanitary, and FDA Standards and is recommended for transmission of powder pellets or granular materials.
- CONSTRUCTION**
 - TUBE:** Clear Pliovic® (FDA, 3-A, USDA compliant), NSF-61
 - COVER:** Clear Pliovic (corrugated construction) static wire placed between the tube and cover
- REINFORCEMENT:** Clear, high-density Pliovic® helix
- TEMPERATURE:** -15°F to 158°F (-26°C to 70°C)
- PACKAGING:** 100' length, coiled, polywrapped
- BRANDING:** Not branded
- COUPLINGS:** Contact fitting manufacturer for proper fitting recommendation and coupling procedure.
- NON-STOCK/SIZES:** For special production run minimum requirements, see Appendix D.
- ORDER CODES:** 586-472

NUTRIFLEX® STATIC WIRE

ID		NOM. OD		MAX. WP		BEND RADIUS		VACUUM HG		WEIGHT	
in.	mm.	in.	mm.	psi	Mpa	in.	mm.	in.	mm.	lb./ft.	kg./m.
1	25.4	1.30	33.0	60	0.41	2	38	29	737	0.23	0.34
1¼	31.8	1.56	39.6	50	0.34	3	64	29	737	0.29	0.43
1½	38.1	1.84	46.8	50	0.34	4	81	29	737	0.36	0.54
1¾	44.5	2.09	53.1	45	0.31	4	81	29	737	0.40	0.60
2	50.8	2.43	61.7	40	0.28	4	89	29	737	0.52	0.77
2½	63.5	3.00	76.2	35	0.24	5	114	29	737	0.80	1.19
3	76.2	3.58	90.9	35	0.24	7	165	29	737	1.09	1.62
4	101.6	4.65	118.1	35	0.24	11	264	29	737	1.51	2.25
5	127.0	5.75	146.1	35	0.24	22	559	29	737	2.15	3.20
6	152.4	6.87	174.5	25	0.17	30	747	28	711	2.98	4.43

For Goodyear Engineered Products food hose compliance information, see Appendix C.

AIR &
MULTIPURPOSE
General Purpose
Heavy Duty
Push-on

CHEMICAL
TRANSFER

CLEANING
EQUIPMENT

FOOD
Transfer
Washdown

MARINE

MATERIAL
HANDLING
Abrasives
Bulk Transfer
Cement & Concrete

MINING

PETROLEUM
Aircraft Fueling
Dispensing
Dock
Transfer

SPRAY

STEAM

VACUUM

VEYANCE

WATER
Discharge
Suction &
Discharge
Washdown

WELDING

COUPLING
SYSTEMS

APPENDIX

FOOD

PLICORD® BLUE FLOUR



Product Specifications

- APPLICATION:** Tank truck or in-plant service hose is for discharge transfer of abrasive materials and dry foods such as flour, cake mixes, etc.
- CONSTRUCTION**
TUBE: 3/16" gauge white Pureten™ tube (FDA compliant)
- COVER:** Blue Plioflex® rubber (wrapped impression)
- REINFORCEMENT:** Spiral-plied synthetic fabric with 2 antistatic wires
- TEMPERATURE:** -40°F to 180°F (-40°C to 82°C)
- PACKAGING:** 100' length, coiled, polywrapped
- BRANDING (SPIRAL):** Example: Goodyear® Plicord® Blue Flour Discharge FDA 150 psi
- COUPLINGS:** Contact fitting manufacturer for proper fitting recommendation and coupling procedure.
- NON-STOCK/SIZES:** For special production run minimum requirements, see Appendix D.
- ORDER CODES:** 549-503

PLICORD® BLUE FLOUR

ID		NOM. OD		MAX. WP		WEIGHT	
in.	mm.	in.	mm.	psi	Mpa	lb./ft.	kg./m.
2	50.8	2.68	68.1	150	1.03	1.39	2.07
3	76.2	3.69	93.7	150	1.03	2.02	3.01
4	101.6	4.71	119.6	150	1.03	2.63	3.91
5	127.0	5.72	145.3	150	1.03	3.27	4.87

For Goodyear Engineered Products food hose compliance information, see Appendix C.

AIR &
MULTIPURPOSE
General Purpose
Heavy Duty
Push-on

CHEMICAL
TRANSFER

CLEANING
EQUIPMENT

FOOD
Transfer
Washdown

MARINE

MATERIAL
HANDLING
Abrasives
Bulk Transfer
Cement & Concrete

MINING

PETROLEUM
Aircraft Fueling
Dispensing
Dock
Transfer

SPRAY

STEAM

VACUUM

VEYANCE

WATER
Discharge
Suction &
Discharge
Washdown

WELDING

COUPLING
SYSTEMS

APPENDIX

GOODYEAR
ENGINEERED PRODUCTS

PLICORD® BREWLINER®



Product Specifications



- APPLICATION:** A quality discharge hose designed specifically for the highly demanding service of transferring non-oily liquid products in wineries and breweries.
- CONSTRUCTION**
 - TUBE:** White chlorobutyl rubber (FDA/USDA compliant and conforms to 3-A Sanitary Standard 18-03)
 - COVER:** Red Versigard® with a white spiral stripe (wrapped impression)
- REINFORCEMENT:** Spiral-plied synthetic fabric, 4 plies to 1½" I.D.; 6 plies over 1½" I.D.
- TEMPERATURE:** -40°F to 220°F (-40°C to 104°C)
- PACKAGING:** 100' length, coiled, polywrapped
- BRANDING:** Example: Goodyear® Plicord® Brewline® hose 250 psi; FDA, 3-A, and USDA
- COUPLINGS:** Contact fitting manufacturer for proper fitting recommendation and coupling procedure.
- NON-STOCK/SIZES:** For special production run minimum requirements, see Appendix D.
- ORDER CODES:** 549-885

PLICORD® BREWLINER®

ID		NOM. OD		MAX. WP		WEIGHT	
in.	mm.	in.	mm.	psi	Mpa	lb./ft.	kg./m.
3/4	19.1	1.34	34.0	250	1.72	0.54	0.80
1	25.4	1.69	42.9	250	1.72	0.81	1.21
1¼	31.8	2.00	50.8	250	1.72	1.05	1.56
1½	38.1	2.23	56.6	250	1.72	1.19	1.77
2	50.8	2.88	73.2	250	1.72	1.86	2.77
2½	63.5	3.51	89.2	250	1.72	2.66	3.96
3	76.2	4.09	103.9	250	1.72	3.57	5.31
4	101.6	5.31	134.9	250	1.72	5.43	8.08

For Goodyear Engineered Products food hose compliance information, see Appendix C.

AIR &
MULTIPURPOSE
General Purpose
Heavy Duty
Push-on

CHEMICAL
TRANSFER

CLEANING
EQUIPMENT

FOOD
Transfer
Washdown

MARINE

MATERIAL
HANDLING
Abrasives
Bulk Transfer
Cement & Concrete

MINING

PETROLEUM
Aircraft Fueling
Dispensing
Dock
Transfer

SPRAY

STEAM

VACUUM

VEYANCE

WATER
Discharge
Suction &
Discharge
Washdown

WELDING

COUPLING
SYSTEMS

APPENDIX

FOOD

AIR &
MULTIPURPOSE
General Purpose
Heavy Duty
Push-on

CHEMICAL
TRANSFER

CLEANING
EQUIPMENT

FOOD
Transfer
Washdown

MARINE

MATERIAL
HANDLING
Abrasives
Bulk Transfer
Cement & Concrete

MINING

PETROLEUM
Aircraft Fueling
Dispensing
Dock
Transfer

SPRAY

STEAM

VACUUM

VEYANCE

WATER
Discharge
Suction &
Discharge
Washdown

WELDING

COUPLING
SYSTEMS

APPENDIX

PLICORD® EXTREMEFLEX™ FOOD GRADE



Product Specifications

APPLICATION: A high-tech, flexible corrugated hose with pretzel-like agility and proven performance. Best of all, it's available at a non-corrugated price, making it a great value. With ExtremeFlex, there's even more to appreciate:

- **Flexible Handling:** Easier to move in and out of tight spaces and around sharp corners.
- **Lightweight:** Easier to lift and carry, so there are fewer workplace injuries.
- **Lower Force to Bend:** Easier to connect and disconnect, keeping productivity high.

**CONSTRUCTION
TUBE:**

White Chemivic™ synthetic rubber (FDA/USDA compliant and conforms to 3-A Sanitary Standard 18-03)

COVER:

White or gray Chemivic™ corrugated synthetic rubber (wrapped impression)

REINFORCEMENT:

Spiral-plied synthetic fabric with galvanized wire helix

TEMPERATURE:

-25°F to 212°F (-32°C to 100°C)

PACKAGING:

Coiled & polywrapped

BRANDING (SPIRAL):

Goodyear® Plicord® ExtremeFlex® Food Grade 150 PSI WP

COUPLINGS:

Contact fitting manufacturer for proper fitting recommendations and coupling procedure

NON-STOCK/SIZES:

400' minimum order

ORDER CODES:

549-462 (white) 549-164 (gray)

PLICORD® EXTREMEFLEX™ FOOD GRADE

ID		NOM. OD		MAX. WP		BEND RADIUS		VACUUM HG		WEIGHT	
in.	mm.	in.	mm.	psi	Mpa	in.	mm.	in.	mm.	lb./ft.	kg./m
2	51.2	2.4	62.0	150	1.03	2	51	29	737	1.00	1.48
2½	63.7	3.0	77.5	150	1.03	2½	63	29	737	1.61	2.38
3	76.1	3.5	89.9	150	1.03	3	76	29	737	1.89	2.79
4	102.1	4.6	116.6	150	1.03	4	102	29	737	2.69	3.98

For Goodyear Engineered Products food compliance information, see Appendix C.



PLICORD® WINELINE®



Product Specifications



- APPLICATION:** A quality, non-toxic hose for handling wine, potable water, and other non-oily liquid food products where the hose must meet FDA requirements. For discharge service and suction service up to 20" hg vacuum at ambient temperature.
- CONSTRUCTION**
TUBE: White chlorobutyl rubber (FDA/USDA compliant and conforms to 3-A Sanitary Standard 18-03)
- COVER:** White Versigard® rubber with a purple spiral stripe (wrapped impression)
- REINFORCEMENT:** Spiral-ply synthetic fabric, 4 plies to 1½" I.D.; 6 plies over 1½" I.D.
- TEMPERATURE:** -40°F to 220°F (-40°C to 104°C)
- PACKAGING:** 100' length, coiled, polywrapped
- BRANDING (SPIRAL):** Example: Goodyear® Plicord® Winline® hose 250 psi; FDA, 3-A, and USDA
- COUPLINGS:** Contact fitting manufacturer for proper fitting recommendation and coupling procedure.
- NON-STOCK/SIZES:** For special production run minimum requirements, see Appendix D.
- ORDER CODES:** 549-887

PLICORD® WINELINE®

ID		NOM. OD		MAX. WP		WEIGHT	
in.	mm.	in.	mm.	psi	Mpa	lb./ft.	kg./m.
3/4	19.1	1.39	35.3	250	1.72	0.60	0.89
1	25.4	1.69	42.9	250	1.72	0.80	1.19
1¼	31.8	2.00	50.8	250	1.72	1.04	1.55
1½	38.1	2.23	56.6	250	1.72	1.20	1.79
2	50.8	2.92	74.2	250	1.72	1.98	2.95
2½	63.5	3.50	88.9	250	1.72	2.65	3.94
3	76.2	4.09	103.9	250	1.72	3.55	5.28
4	101.6	5.30	134.6	250	1.72	5.40	8.04

For Goodyear Engineered Products food hose compliance information, see Appendix C.

AIR &
MULTIPURPOSE
General Purpose
Heavy Duty
Push-on

CHEMICAL
TRANSFER

CLEANING
EQUIPMENT

FOOD
Transfer
Washdown

MARINE

MATERIAL
HANDLING
Abrasives
Bulk Transfer
Cement & Concrete

MINING

PETROLEUM
Aircraft Fueling
Dispensing
Dock
Transfer

SPRAY

STEAM

VACUUM

VEYANCE

WATER
Discharge
Suction &
Discharge
Washdown

WELDING

COUPLING
SYSTEMS

APPENDIX

FOOD

AIR &
MULTIPURPOSE
General Purpose
Heavy Duty
Push-on

CHEMICAL
TRANSFER

CLEANING
EQUIPMENT

FOOD
Transfer
Washdown

MARINE

MATERIAL
HANDLING
Abrasives
Bulk Transfer
Cement & Concrete

MINING

PETROLEUM
Aircraft Fueling
Dispensing
Dock
Transfer

SPRAY

STEAM

VACUUM

VEYANCE

WATER
Discharge
Suction &
Discharge
Washdown

WELDING

COUPLING
SYSTEMS

APPENDIX

PLIOVIC® FG (FDA-3A)



Product Specifications

- APPLICATION:** A versatile, lightweight, reinforced tubing for the food and beverage, general air, multipurpose, pharmaceutical and cosmetics industries; computer component manufacturers; textile mills; and air-actuated equipment.
- CONSTRUCTION TUBE:** Clear Pliovic® compound, conforms to FDA, USDA, NSF-61 and 3-A standards
- COVER:** Clear Pliovic compound, conforms to FDA, USDA, NSF-61 and 3-A standards
- REINFORCEMENT:** Spiral synthetic yarn
- TEMPERATURE:** -10°F to 158°F (-23°C to 70°C)
- PACKAGING:** 1/4"– 5/8" 300' Bagel Pack, one piece
3/4" and 1" 200' Bagel Pack, one piece
- BRANDING:** Example: Goodyear® Pliovic® FG FDA & 3-A Compliant 3/8" ID (9.5 mm) 250 psi WP (1.7 Mpa). Made in USA
- COUPLINGS:** Contact fitting manufacturer for proper fitting recommendation and coupling procedure.
- NON-STOCK/SIZES:** Contact customer service for availability on cut, coiled, and tied hose lengths.
- ORDER CODES:** 540-337

PLIOVIC® FG

ID		NOM. OD		MAX. WP		WEIGHT	
in.	mm.	in.	mm.	psi	Mpa	lb./ft.	kg./m.
1/4	6.4	0.44	11.2	250	1.72	0.05	0.07
5/16	7.9	0.50	12.7	250	1.72	0.07	0.10
3/8	9.5	0.59	15.0	250	1.72	0.08	0.12
1/2	12.7	0.75	19.1	200	1.38	0.12	0.18
5/8	15.9	0.87	22.1	200	1.38	0.15	0.22
3/4	19.1	1.02	25.9	150	1.03	0.19	0.28
1	25.4	1.34	34.0	125	0.86	0.31	0.46
1¼	31.75	1.72	43.6	125	0.86	0.60	0.89
1½	38.1	1.98	50.2	125	0.86	0.72	1.07
2	50.8	2.51	63.8	100	0.69	1.00	1.48

For Goodyear Engineered Products food hose compliance information, see Appendix C.

POTABLE WATER



Product Specifications



- APPLICATION:** Designed to handle water suitable for drinking. Used in oilfield or industrial applications. Used in discharge service only. This hose is not NSF approved.
- CONSTRUCTION**
 - TUBE:** White natural rubber (complies with FDA requirements)
 - COVER:** Blue SBR (smooth, wrapped impression)
- REINFORCEMENT:** Synthetic textile fabric plies
- TEMPERATURE:** -40°F to 180°F (-40°C to 82°C)
- PACKAGING:** Coiled-polyethylene wrapped/bagel pack
- BRANDING (SPIRAL):** Example: Goodyear® Potable Water Hose
- COUPLINGS:** Contact fitting manufacturer for proper fitting recommendation and coupling procedure.
- NON-STOCK/SIZES:** For special production run minimum requirements, see Appendix D.
- ORDER CODES:** 542-445

POTABLE WATER

ID		NOM. OD		MAX. WP		WEIGHT	
in.	mm.	in.	mm.	psi	Mpa	lb./ft.	kg./m.
1	25.4	1.49	37.9	250	1.72	0.55	0.82
1½	38.1	1.98	50.3	250	1.38	0.77	1.15
2	50.8	2.50	63.5	150	1.03	0.96	1.43
3	76.2	3.58	91.0	150	1.03	1.72	2.56
4	101.6	4.56	115.8	150	1.03	1.99	2.96

For Goodyear Engineered Products food hose compliance information, see Appendix C.

AIR &
MULTIPURPOSE
General Purpose
Heavy Duty
Push-on

CHEMICAL
TRANSFER

CLEANING
EQUIPMENT

FOOD
Transfer
Washdown

MARINE

MATERIAL
HANDLING
Abrasives
Bulk Transfer
Cement & Concrete

MINING

PETROLEUM
Aircraft Fueling
Dispensing
Dock
Transfer

SPRAY

STEAM

VACUUM

VEYANCE

WATER
Discharge
Suction &
Discharge
Washdown

WELDING

COUPLING
SYSTEMS

APPENDIX

FOOD

AIR &
MULTIPURPOSE
General Purpose
Heavy Duty
Push-on

CHEMICAL
TRANSFER

CLEANING
EQUIPMENT

FOOD
Transfer
Washdown

MARINE

MATERIAL
HANDLING
Abrasives
Bulk Transfer
Cement & Concrete

MINING

PETROLEUM
Aircraft Fueling
Dispensing
Dock
Transfer

SPRAY

STEAM

VACUUM

VEYANCE

WATER
Discharge
Suction &
Discharge
Washdown

WELDING

COUPLING
SYSTEMS

APPENDIX

VINTNER™



Product Specifications

- APPLICATION:** For handling in-plant and/or tank truck transfer of wine, beer, potable water and other nonoily, liquid foodstuffs.
- CONSTRUCTION**
TUBE: White Chlorobutyl (FDA/USDA compliant and conforms to 3-A Sanitary Standard 18-03)
- COVER:** Gray Versigard® synthetic rubber (wrapped) / purple branding tape
- REINFORCEMENT:** Spiral-plyed synthetic fabric with Monofilament Helix
- TEMPERATURE:** - 30°F to 220°F (- 34°C to 104°C)
- PACKAGING:** 100' length, coiled, polywrapped
- BRANDING (SPIRAL):** Example: Goodyear® Plicord® Vintner™ 250 psi; FDA, 3 - A, and USDA
- COUPLINGS:** Contact fitting manufacturer for proper fitting recommendation and coupling procedure.
- NON-STOCK/SIZES:** For special production run minimum requirements, see Appendix D.
- ORDER CODES:** 549-886

VINTNER™

ID		NOM. OD		MAX. WP		BEND RADIUS		VACUUM HG		WEIGHT	
in.	mm.	in.	mm.	psi	Mpa	in.	mm.	in.	mm.	lb./ft.	kg./m.
1	25.4	1.62	41.1	250	1.72	3	76	27	686	0.71	1.06
1½	38.1	2.11	53.6	250	1.72	4	102	27	686	0.98	1.46
2	50.8	2.68	68.1	250	1.72	7	178	27	686	1.38	2.05
2½	63.5	3.21	81.5	250	1.72	10	254	27	686	1.78	2.65
3	76.2	3.85	97.8	250	1.72	12	305	27	686	2.59	3.86

For Goodyear Engineered Products food hose compliance information, see Appendix C.

FOOD TRANSFER

Refer to Food Hose Recommendation Guide below for specific hose application capabilities.

FOOD HOSE RECOMMENDATION GUIDE

TUBE: Compound TUBE: Color	CHEMIVIC WHITE	PURETEN TAN	PURETEN WHITE	CHLOROBUTYL WHITE	PLIOVIC CLEAR
HOSE NAME	WHITE FLEXWING, WHITE FLEXTRA, GRAY FLEXTRA LT, GRAY FOOD, WHITE SOFTWALL	FLEXWING, TAN FLEXTRA, TAN SOFTWALL	BLUE FLOUR DISCHARGE, HARVEST	WINELINE, BREWLINE, VINTNER	PLIOVIC FG, NUTRIFLO, NUTRIFLEX, NUTRIFLEX SW
FOOD					
(B)					
Beet Sugar, granular	I	A	A	X	B
Buttermilk, dried	X	A	A	X	B
(C)					
Cane Sugar, granular	I	A	A	X	B
Cashew Nut Oil	A	X	X	X	X
Castor Oil	A	X	X	X	X
Citric Acid	A	A	A	A	B
Cocoa Butter	A	X	X	X	I
Coconut Oil	A	X	X	X	X
Corn Oil	A	X	X	X	X
Cottonseed Oil	A	X	X	X	X
(F)					
Fish Meal	A	X	X	X	B
Flour	I	A	A	X	
(G)					
Grape Juice	A	X	X	A	B
(L)					
Lactic Acid	A	B	B	B	X
Lard Oil	A	X	X	X	X
Linseed Oil	A	X	X	X	X
Liquor (spirits)	B	X	X	X	B
(M)					
Milk	A	X	X	A	B
Mineral Oil	A	X	X	X	B
Molasses	A	A	A	A	A
(O)					
Olive Oil	A	X	X	X	X
Orange Juice	A	X	X	A	A
(P)					
Palm Oil	A	X	X	X	X
Paraffin	A	X	X	X	B
Peanut Oil	A	X	X	X	X
Potato Flour	I	A	A	X	A
(S)					
Salt, granular, table grade	I	A	A	X	A
Shortening	A	X	X	X	I
Soybean Oil	A	X	X	X	X
Sucrose	A	A	A	X	A
Sugar, granulated	I	A	A	X	A
Sugar, syrup	A	A	A	A	A
(T)					
Tallow	A	X	X	X	X
Tomato Juice, paste & puree sauce	A	X	X	I	B
(V)					
Vegetable Oil	A	X	X	X	X
Vinegar	A	X	X	A	A
(W)					
Water, Potable	A	X	X	A	A
Whiskey	B	X	X	X	X
Wine	A	X	X	A	I

Key: A – Excellent; B – Good; X – Not recommended; I – Insufficient information.

Note: For temperatures in excess of 150°F, consult Customer Service.

AIR &
MULTIPURPOSE
General Purpose
Heavy Duty
Push-on

CHEMICAL
TRANSFER

CLEANING
EQUIPMENT

FOOD
Transfer
Washdown

MARINE

MATERIAL
HANDLING
Abrasives
Bulk Transfer
Cement & Concrete

MINING

PETROLEUM
Aircraft Fueling
Dispensing
Dock
Transfer

SPRAY

STEAM

VACUUM

VEYANCE

WATER
Discharge
Suction &
Discharge
Washdown

WELDING

COUPLING
SYSTEMS

APPENDIX

FOOD

AIR &
MULTIPURPOSE
General Purpose
Heavy Duty
Push-on

CHEMICAL
TRANSFER

CLEANING
EQUIPMENT

FOOD WASHDOWN



FOOD
Transfer
Washdown

MARINE

MATERIAL
HANDLING
Abrasives
Bulk Transfer
Cement & Concrete

MINING

PETROLEUM
Aircraft Fueling
Dispensing
Dock
Transfer

SPRAY

STEAM

VACUUM

VEYANCE

WATER
Discharge
Suction &
Discharge
Washdown

WELDING

COUPLING
SYSTEMS

APPENDIX

	Page	Non-Marking	Superior Oil Resistance Tube and Cover	Superior Abrasion Cover	Anti Microbial Cover	Tapered Nozzle	Wire	Textile
Blue Fortress® 300	86	Yes	Yes	Yes	Yes			Yes
Fortress® 300	83	Yes	Yes	Yes	Yes			Yes
Fortress® 1000	84	Yes	Yes	Yes	Yes			Yes
Fortress® 3000	85	Yes	Yes	Yes	Yes		Yes	
Gauntlet® 1500	61	Yes*	Yes	Yes				Yes
Plicord® Washdown	238					Yes		Yes
Sani-Wash™ 300	88	Yes						Yes
Spectra® 300	87	Yes	Yes					Yes
Super Sani-Wash™ 300	89	Yes			Yes			Yes

*Non-black Colors

FORTRESS® 300 WITH Microban® PRODUCT PROTECTION



Product Specifications

- APPLICATION:** A high-quality construction for hot water up to 200°F (93°C) cleanup service in food processing plants, dairies, packing houses, bottling plants, breweries, canneries and creameries. Its super abrasion and oil-resistant cover provides maximum protection against the adverse affects of oil and animal fats. The cover of our Fortress® 300 hose incorporates Microban's** antimicrobial built-in product protection.
- CONSTRUCTION**
TUBE: Black Nitrile synthetic rubber
- COVER:** Yellow Carbryn™ synthetic rubber, RMA Class A (High Oil Resistance) with Microban® product protection
- REINFORCEMENT:** Spiral synthetic yarn
- TEMPERATURE:** -20°F to 200°F (-29°C to 93°C)
- PACKAGING:** 1/2"– 3/4" 500' reels, maximum 3 pieces, 50' increments
1" 450' reels, maximum 3 pieces, 50' increments
- BRANDING:** Example: Fortress® 300 with Microban® Antimicrobial Product Protection 3/8" 300 psi WP. Made in USA. Goodyear®
- COUPLINGS:** Use Goodyear Engineered Products pressure washing fittings with this product. See the Coupling Systems information pages at the back of the catalog for available sizes. Refer to the Goodyear Engineered Products Hose Assembly Manual for crimp procedures. Coupled lengths with MxMS fittings and Kink Guards available.
- NON-STOCK/SIZES:** Contact customer service for availability on cut, coiled and tied hose lengths.
- ORDER CODES:** 569-120 (Yellow)

FORTRESS® 300

ID		NOM. OD		MAX. WP		WEIGHT	
in.	mm.	in.	mm.	psi	Mpa	lb./ft.	kg./m.
1/2	12.7	0.90	22.8	300	2.07	0.29	0.43
5/8	15.9	1.06	27.0	300	2.07	0.36	0.54
3/4	19.1	1.19	30.2	300	2.07	0.41	0.61
1	25.4	1.50	38.1	300	2.07	0.60	0.89

*Microban® antimicrobial product protection inhibits the growth of bacteria, mold and fungi that can cause odor, stains or degradation of the hose cover.

Microban® is intended to protect the hose cover only. It is not a substitute for good sanitary practices.



AIR &
MULTIPURPOSE
General Purpose
Heavy Duty
Push-on

CHEMICAL
TRANSFER

CLEANING
EQUIPMENT

FOOD
Transfer
Washdown

MARINE

MATERIAL
HANDLING
Abrasives
Bulk Transfer
Cement & Concrete

MINING

PETROLEUM
Aircraft Fueling
Dispensing
Dock
Transfer

SPRAY

STEAM

VACUUM

VEYANCE

WATER
Discharge
Suction &
Discharge
Washdown

WELDING

COUPLING
SYSTEMS

APPENDIX

FOOD

AIR &
MULTIPURPOSE
General Purpose
Heavy Duty
Push-on

CHEMICAL
TRANSFER

CLEANING
EQUIPMENT

**FOOD
Transfer
Washdown**

MARINE

MATERIAL
HANDLING
Abrasives
Bulk Transfer
Cement & Concrete

MINING

PETROLEUM
Aircraft Fueling
Dispensing
Dock
Transfer

SPRAY

STEAM

VACUUM

VEYANCE

WATER
Discharge
Suction &
Discharge
Washdown

WELDING

COUPLING
SYSTEMS

APPENDIX

FORTRESS® 1000 WITH Microban® PRODUCT PROTECTION



Product Specifications

- APPLICATION:** For use on pressure washer machines with working pressures up to 1000 psi. Applications include washdown service in food processing plants, dairies, packing houses, bottling plants, breweries, canneries and creameries. Its super abrasion and oil-resistant cover provides maximum protection against the adverse affects of oil and animal fats. The cover of our Fortress® Washdown hose incorporates Microban's** antimicrobial built-in product protection.
- CONSTRUCTION**
- TUBE:** Nitrile synthetic rubber
- COVER:** Carbryn™ synthetic rubber, RMA Class A (High Oil Resistance) with Microban® product protection
- REINFORCEMENT:** Braided (1) synthetic yarn
- TEMPERATURE:** -20°F to 200°F (-29°C to 93°C)
- PACKAGING:** 500' reels, maximum 3 pieces, 50' increments: coupled lengths available
- BRANDING:** Example: Fortress® 1000 with Microban® Antimicrobial Product Protection 3/8" 1000 psi WP. Made in USA Goodyear®
- COUPLINGS:** Contact fitting manufacturer for proper fitting recommendation and coupling procedure.
- NON-STOCK/SIZES:** For special production run minimum requirements, see Appendix D.
- ORDER CODES:** 536-575 (yellow) 536-583 (red) 536-481 (blue)

FORTRESS® 1000


ID		NOM. OD		MAX. WP		WEIGHT	
in.	mm.	in.	mm.	psi	Mpa	lb./ft.	kg./m.
1/4	6.4	0.59	15.0	1000	6.9	0.12	0.18
3/8	9.5	0.75	19.1	1000	6.9	0.18	0.27
1/2	12.7	0.86	21.8	1000	6.9	0.20	0.30
3/4	19.1	1.20	30.5	1000	6.9	0.42	0.62

*Microban® antimicrobial product protection inhibits the growth of bacteria, mold and fungi that can cause odor, stains or degradation of the hose cover.

Microban® is intended to protect the hose cover only. It is not a substitute for good sanitary practices.



FORTRESS® 3000 WITH Microban® PRODUCT PROTECTION



Product Specifications

- APPLICATION:** Fortress® 3000 is for use on pressure washer machines with working pressures up to 3000 psi. Applications include washdown service in food processing plants, dairies, packing houses, bottling plants, breweries, canneries and creameries. Its super abrasion and oil-resistant cover provides maximum protection against the adverse effects of oil and animal fats. The cover of Fortress® Washdown hose incorporates Microban's®* antimicrobial built-in product protection.
- CONSTRUCTION TUBE:** Nitrile synthetic rubber
- COVER:** Carbryn™ synthetic rubber, RMA Class A (High Oil Resistance) with Microban® built-in product protection
- REINFORCEMENT:** Braided (1) steel wire
- TEMPERATURE:** -20°F to 250°F (-29°C to 121°C)
- PACKAGING:** 500' reel, maximum 3 pieces, 50' increments: coupled lengths available
- BRANDING:** Example: Fortress® 3000 with Microban® Antimicrobial Product Protection 3/8" 3000 psi WP. Made in USA. Goodyear®
- COUPLINGS:** Use Goodyear Engineered Products pressure washing fittings with this product. See the Coupling Systems information pages at the back of the catalog for available sizes. Refer to the Goodyear Engineered Products Hose Assembly Manual for crimp procedures. Coupled lengths with MxMS fittings and Kink Guards available.
- NON-STOCK/SIZES:** For special production run minimum requirements, see Appendix D.
- ORDER CODES:** 539-400 (Yellow) 539-401 (Blue)

FORTRESS® 3000

ID		NOM. OD		MAX. WP		WEIGHT	
in.	mm.	in.	mm.	psi	Mpa	lb./ft.	kg./m.
1/4	6.4	0.53	13.5	3000	20.69	0.15	0.22
3/8	9.5	0.69	17.5	3000	20.69	0.24	0.36
1/2	12.7	0.82	20.8	3000	20.69	0.32	0.48

*Microban® antimicrobial product protection inhibits the growth of bacteria, mold and fungi that can cause odor, stains or degradation of the hose cover.

Microban® is intended to protect the hose cover only. It is not a substitute for good sanitary practices.

AIR &
MULTIPURPOSE
General Purpose
Heavy Duty
Push-on

CHEMICAL
TRANSFER

CLEANING
EQUIPMENT

FOOD
Transfer
Washdown

MARINE

MATERIAL
HANDLING
Abrasives
Bulk Transfer
Cement & Concrete

MINING

PETROLEUM
Aircraft Fueling
Dispensing
Dock
Transfer

SPRAY

STEAM

VACUUM

VEYANCE

WATER
Discharge
Suction &
Discharge
Washdown

WELDING

COUPLING
SYSTEMS

APPENDIX

FOOD

AIR &
MULTIPURPOSE
General Purpose
Heavy Duty
Push-on

CHEMICAL
TRANSFER

CLEANING
EQUIPMENT

FOOD
Transfer
Washdown

MARINE

MATERIAL
HANDLING
Abrasives
Bulk Transfer
Cement & Concrete

MINING

PETROLEUM
Aircraft Fueling
Dispensing
Dock
Transfer

SPRAY

STEAM

VACUUM

VEYANCE

WATER
Discharge
Suction &
Discharge
Washdown

WELDING

COUPLING
SYSTEMS

APPENDIX

BLUE FORTRESS® 300 WITH WITH FDA COMPLIANT WHITE TUBE



Product Specifications

- APPLICATION:** A high-quality construction for hot water up to 200°F (93°C) cleanup service in food processing plants, dairies, packing houses, bottling plants, breweries, canneries and creameries. Its super abrasion and oil-resistant cover provides maximum protection against the adverse effects of oil and animal fats. The cover of our Blue Fortress® 300 hose incorporates Microban's® antimicrobial built-in product protection. The white tube is comprised of FDA compliant materials.
- CONSTRUCTION**
TUBE: White FDA compliant nitrile synthetic rubber
- COVER:** Blue Carbryn™ synthetic rubber, RMA Class A (High Oil Resistance) with Microban® product protection
- REINFORCEMENT:** Spiral synthetic yarn
- TEMPERATURE:** -20°F to 200°F (-29°C to 93°C)
- PACKAGING:** Bulk
- BRANDING:** Example: Fortress® 300 with Microban® Antimicrobial Product Protection 3/4" 300 psi WP. Made in USA. Goodyear®
- COUPLINGS:** Contact fitting manufacturer for proper fitting recommendation and coupling procedure.
- ORDER CODES:** 569-121

BLUE FORTRESS® 300 WITH FDA COMPLIANT WHITE TUBE

ID		OD		MAX. WP		WEIGHT	
in.	mm.	in.	mm.	psi	Mpa	lbs/ft	kg./m.
1/2	12.7	0.90	22.8	300	2.07	0.30	0.45
3/4	19.1	1.19	30.2	300	2.07	0.44	0.65
1	25.4	1.50	38.1	300	2.07	0.64	0.95

SPECTRA® 300



Product Specifications

- APPLICATION:** A high-quality, economical construction for hot water up to 200°F (93°C) cleanup service in food processing plants, dairies, packing houses, bottling plants, breweries, canneries and creameries.
- CONSTRUCTION**
 - TUBE:** Black Nitrile synthetic rubber, RMA Class A (High Oil Resistance), non-FDA
 - COVER:** White Chemivic™ synthetic rubber, RMA Class A (High Oil Resistance)
- REINFORCEMENT:** Spiral synthetic yarn
- TEMPERATURE:** -20°F to 200°F (-29°C to 93°C)
- PACKAGING:** 1/2"– 3/4" 500' reels, maximum 3 pieces, 50' increments
1" 450' reels, maximum 3 pieces, 50' increments
- BRANDING:** Example: Spectra® (19.1 mm) 300 psi WP. Made in USA. Goodyear®
- COUPLINGS:** Contact fitting manufacturer for proper fitting recommendation and coupling procedure.
- NON-STOCK/SIZES:** For special production run minimum requirements, see Appendix D.
- ORDER CODES:** 569-019

SPECTRA® 300

ID		NOM. OD		MAX. WP		WEIGHT	
in.	mm.	in.	mm.	psi	Mpa	lb./ft.	kg./m.
1/2	12.7	0.91	23.1	300	2.07	0.27	0.40
3/4	19.1	1.18	30.0	300	2.07	0.40	0.60
1	25.4	1.50	38.1	275	1.90	0.60	0.89

AIR &
MULTIPURPOSE
General Purpose
Heavy Duty
Push-on

CHEMICAL
TRANSFER

CLEANING
EQUIPMENT

FOOD
Transfer
Washdown

MARINE

MATERIAL
HANDLING
Abrasives
Bulk Transfer
Cement & Concrete

MINING

PETROLEUM
Aircraft Fueling
Dispensing
Dock
Transfer

SPRAY

STEAM

VACUUM

VEYANCE

WATER
Discharge
Suction &
Discharge
Washdown

WELDING

COUPLING
SYSTEMS

APPENDIX

FOOD

AIR &
MULTIPURPOSE
General Purpose
Heavy Duty
Push-on

CHEMICAL
TRANSFER

CLEANING
EQUIPMENT

FOOD
Transfer
Washdown

MARINE

MATERIAL
HANDLING
Abrasives
Bulk Transfer
Cement & Concrete

MINING

PETROLEUM
Aircraft Fueling
Dispensing
Dock
Transfer

SPRAY

STEAM

VACUUM

VEYANCE

WATER
Discharge
Suction &
Discharge
Washdown

WELDING

COUPLING
SYSTEMS

APPENDIX

SANI-WASH™ 300



Product Specifications

- APPLICATION:** An economical hose for hot water washdown up to 205°F cleanup in food processing plants, dairies, packing houses, bottling plants, breweries, canneries and creameries.
- CONSTRUCTION**
TUBE: Versigard® synthetic rubber
- COVER:** White Versigard® synthetic rubber
- REINFORCEMENT:** Textile reinforced
- TEMPERATURE:** -40°F to 205°F (-40°C to 93°C)
- PACKAGING:** 1/2"– 3/4" 500' reels, maximum 3 pieces, 50' increments
1" 450' reels, maximum 3 pieces, 50' increments
- BRANDING:** Example: Goodyear® Sani-Wash™ 300 psi WP 3/4" (19.1 mm). Made in USA
- COUPLINGS:** Contact fitting manufacturer for proper fitting recommendation and coupling procedure.
- NON-STOCK/SIZES:** For special production run minimum requirements, see Appendix D.
- ORDER CODES:** 569-020

SANI-WASH™ 300

ID		NOM. OD		MAX. WP		WEIGHT	
in.	mm.	in.	mm.	psi	Mpa	lb./ft.	kg./m.
1/2	12.7	0.84	21.3	300	2.07	0.26	0.39
5/8	15.9	1.00	25.4	300	2.07	0.31	0.46
3/4	19.1	1.17	29.7	300	2.07	0.42	0.63
1	25.4	1.47	37.3	300	2.07	0.62	0.92

SUPER SANI-WASH™ 300



Product Specifications



- APPLICATION:** An economical hose for hot water washdown up to 200°F cleanup in food processing plants, dairies, packing houses, bottling plants, breweries, canneries and creameries. The cover of the Super Sani-Wash™ Washdown hose incorporates Microban's® antimicrobial built-in product protection.
- CONSTRUCTION TUBE:** Versigard® synthetic rubber
- COVER:** White Versigard® synthetic rubber with Microban® product protection
- REINFORCEMENT:** Spiral textile reinforced
- TEMPERATURE:** - 40°F to 200°F (- 40°C to 93°C)
- PACKAGING:** Reels
- BRANDING:** Example: Goodyear® Super Sani-Wash™ 300 with Microban® antimicrobial product protection 300 PSI WP. 3/4" (19.1 MM). Made in USA
- COUPLINGS:** Contact fitting manufacturer for proper fitting recommendation and coupling procedure.
- NON-STOCK/SIZES:** For special production run minimum requirements, see Appendix C.
- ORDER CODES:** 569-021

SUPER SANI-WASH™ 300

ID		NOM. OD		MAX. WP		WEIGHT	
in.	mm.	in.	mm.	psi	Mpa	lb./ft.	kg./m.
1/2	12.7	0.84	21.3	300	2.07	0.26	0.39
3/4	19.1	1.17	29.7	300	2.07	0.42	0.63
1	25.4	1.47	37.3	300	2.07	0.62	0.92

AIR &
MULTIPURPOSE
General Purpose
Heavy Duty
Push-on

CHEMICAL
TRANSFER

CLEANING
EQUIPMENT

FOOD
Transfer
Washdown

MARINE

MATERIAL
HANDLING
Abrasives
Bulk Transfer
Cement & Concrete

MINING

PETROLEUM
Aircraft Fueling
Dispensing
Dock
Transfer

SPRAY

STEAM

VACUUM

VEYANCE

WATER
Discharge
Suction &
Discharge
Washdown

WELDING

COUPLING
SYSTEMS

APPENDIX

MARINE

AIR &
MULTIPURPOSE
General Purpose
Heavy Duty
Push-on

CHEMICAL
TRANSFER

CLEANING
EQUIPMENT

FOOD
Transfer
Washdown

MARINE

MATERIAL
HANDLING
Abrasives
Bulk Transfer
Cement & Concrete

MINING

PETROLEUM
Aircraft Fueling
Dispensing
Dock
Transfer

SPRAY

STEAM

VACUUM

VEYANCE

WATER
Discharge
Suction &
Discharge
Washdown

WELDING

COUPLING
SYSTEMS

APPENDIX

MARINE



	Page	SAE	USCG	Hardwall	Softwall
Flexshield™ Marine Barrier Hose USCG/SAE J1527 & ISO 7840 Type A1-15	97	Yes	Yes		
Marine Fuel Feed Vent Hose USCG/SAE J1527 Type A2	98	Yes	Yes		
Marine Fuel Feed Vent Hose USCG/SAE J1527 Type B2	99	Yes	Yes		
Marine Fuel Line USCG/SAE J1527 & ISO 7840 Type A1	96	Yes	Yes		
Plicord® Hardwall Wet Exhaust	92-93		Yes	Yes	
Plicord® SAE J1527 Type A2 (fuel fill)	91	Yes	Yes	Yes	
Plicord® Softwall Wet Exhaust	94-95		Yes		Yes

PLICORD® SAE J1527 TYPE A2 FUEL FILL



Product Specifications

- APPLICATION:** The Plicord® SAE J1527 Type A2, ISO 7840 and CE Fuel Fill hose is for marine gasoline tanks. It is the connection from the boat's fuel fill port down to the boat's fuel tank.
- CONSTRUCTION**
 - TUBE:** Nitrile synthetic rubber RMA Class A (High Oil Resistance)
 - COVER:** Chemivic™ synthetic rubber (wrapped impression)
- REINFORCEMENT:** Spiral-plied synthetic fabric with wire helix
- TEMPERATURE:** -20°F to 180°F (-29°C to 82°C)
- PACKAGING:** 50' exact length, coiled, and polywrapped
- BRANDING:** Example: Goodyear® SAE J1527, USCG Type A2, ISO 7840
- COUPLINGS:** Contact fitting manufacturer for proper fitting recommendation and coupling procedure.
- NON-STOCK/SIZES:** For special production run minimum requirements, see Appendix D.
- ORDER CODES:** 543-414

PLICORD® SAE J1527 TYPE A2

ID		NOM. OD		MAX. WP		VACUUM HG		WEIGHT	
in.	mm.	in.	mm.	psi	Mpa	in.	mm.	lb./ft.	kg./m.
1¼	31.8	1.70	43.2	100	0.69	29	737	0.68	1.01
1½	38.0	1.86	47.1	100	0.69	29	737	0.65	0.97
1⅝	47.6	2.30	58.4	100	0.69	29	737	0.96	1.43
2	50.8	2.43	61.7	50	0.34	29	737	1.01	1.50
2⅜	69.9	2.80	71.1	50	0.34	29	737	1.19	1.77

AIR &
MULTIPURPOSE
General Purpose
Heavy Duty
Push-on

CHEMICAL
TRANSFER

CLEANING
EQUIPMENT

FOOD
Transfer
Washdown

MARINE

MATERIAL
HANDLING
Abrasives
Bulk Transfer
Cement & Concrete

MINING

PETROLEUM
Aircraft Fueling
Dispensing
Dock
Transfer

SPRAY

STEAM

VACUUM

VEYANCE

WATER
Discharge
Suction &
Discharge
Washdown

WELDING

COUPLING
SYSTEMS

APPENDIX

AIR &
MULTIPURPOSE
*General Purpose
Heavy Duty
Push-on*

CHEMICAL
TRANSFER

CLEANING
EQUIPMENT

FOOD
*Transfer
Washdown*

MARINE

MATERIAL
HANDLING
*Abrasives
Bulk Transfer
Cement & Concrete*

MINING

PETROLEUM
*Aircraft Fueling
Dispensing
Dock
Transfer*

SPRAY

STEAM

VACUUM

VEYANCE

WATER
*Discharge
Suction &
Discharge
Washdown*

WELDING

COUPLING
SYSTEMS

APPENDIX

PLICORD® HARDWALL WET EXHAUST



Product Specifications

APPLICATION:	For water suction and discharge applications including: engine intake, bilge exhaust, toilet, holding tank and scupper lines. Also for industrial water suction and discharge applications where unique sizes are required to fit over pipe. Does not meet SAE J2006 R2 Spec.*
CONSTRUCTION TUBE:	Black Nitrile synthetic rubber RMA Class A (High Oil Resistance)
COVER:	Black Plioflex® synthetic rubber (wrapped impression)
REINFORCEMENT:	Spiral-plied synthetic fabric with wire helix
TEMPERATURE:	-20°F to 180°F (-29°C to 82°C)
PACKAGING:	1/2"– 5½" 50' exact length, coiled and polywrapped 6"– 8" 25' exact length, polywrapped
BRANDING (SPIRAL):	Example: Industrial ORS/Wet Exhaust Goodyear®
COUPLINGS:	Contact fitting manufacturer for proper fitting recommendation and coupling procedure.
NON-STOCK/SIZES:	For special production run minimum requirements, see Appendix D.
ORDER CODES:	543-193 (<6") 541-193 (>6")

*Spec 542-812 (<6") and 541-812 (>6") meet the SAE J2006 R2 Spec but the tube is non-oil resistant (Class C Oil Resistance)

PLICORD® HARDWALL WET EXHAUST

ID		NOM. OD		MAX. WP		BEND RADIUS		VACUUM HG		WEIGHT	
in.	mm.	in.	mm.	psi	Mpa	in.	mm.	in.	mm.	lb./ft.	kg./m.
1/2	12.7	0.95	24.3	250	1.72	2	51	29	737	0.35	0.52
5/8	15.9	1.07	27.3	200	1.38	2	51	29	737	0.40	0.59
3/4	19.0	1.19	30.4	200	1.38	3	76	29	737	0.46	0.68
7/8	22.2	1.32	33.5	200	1.38	3	76	29	737	0.52	0.77
1	25.4	1.44	36.6	150	1.03	3	76	29	737	0.57	0.84
1 1/8	28.6	1.58	40.3	150	1.03	4	102	29	737	0.64	0.95
1 1/4	31.8	1.70	43.3	150	1.03	4	102	29	737	0.70	1.04
1 1/6	33.3	1.76	44.8	125	0.86	4	102	29	737	0.72	1.07
1 3/8	34.9	1.82	46.3	125	0.86	4	102	29	737	0.75	1.11
1 1/2	38.1	1.94	49.3	100	0.69	4	102	29	737	0.81	1.20
1 5/8	41.3	2.07	52.8	100	0.69	4	102	29	737	0.87	1.29
1 3/4	44.4	2.22	56.4	100	0.69	4	102	29	737	0.94	1.40
1 7/8	47.6	2.33	59.3	100	0.69	6	152	29	737	0.99	1.47
2	50.8	2.44	62.4	75	0.52	6	152	29	737	1.05	1.56
2 1/8	54.0	2.59	65.8	75	0.52	6	152	29	737	1.11	1.65
2 1/4	57.1	2.70	68.6	75	0.52	6	152	29	737	1.16	1.72
2 3/8	60.3	2.83	72.1	75	0.52	8	203	29	737	1.22	1.81
2 1/2	63.5	3.02	76.8	75	0.52	8	203	29	737	1.57	2.33
2 5/8	66.7	3.16	80.3	75	0.52	8	203	29	737	1.65	2.45
2 3/4	69.8	3.28	83.3	50	0.34	8	203	29	737	1.72	2.56
2 7/8	73.0	3.40	86.5	50	0.34	8	203	29	737	1.79	2.66
3	76.2	3.51	89.1	50	0.34	10	254	29	737	1.77	2.63
3 1/8	79.4	3.66	93.0	50	0.34	10	254	29	737	1.86	2.77
3 1/4	82.5	3.78	96.2	50	0.34	10	254	29	737	1.92	2.86
3 1/2	88.9	4.05	103.0	50	0.34	10	254	29	737	2.07	3.08
4	101.6	4.53	115.2	50	0.34	12	305	29	737	2.45	3.65
4 1/8	104.8	4.66	118.4	30	0.21	12	305	29	737	2.52	3.75
4 1/2	114.3	5.10	129.7	30	0.21	14	356	29	737	3.47	5.17
5	127.0	5.61	142.5	30	0.21	24	610	29	737	3.83	5.70
5 1/8	130.2	5.74	145.8	30	0.21	24	610	29	737	4.19	6.24
5 1/2	139.7	6.12	155.4	30	0.21	24	610	29	737	4.48	6.67
6	152.4	6.67	169.4	30	0.21	30	762	29	737	5.19	7.73
6 1/8	155.6	6.79	172.6	30	0.21	30	762	29	737	5.30	7.89
6 3/8	168.3	7.49	190.4	30	0.21	36	914	29	737	7.93	11.80
8	203.2	8.87	225.4	30	0.21	44	1118	29	737	8.92	13.20

AIR &
MULTIPURPOSE
General Purpose
Heavy Duty
Push-on

CHEMICAL
TRANSFER

CLEANING
EQUIPMENT

FOOD
Transfer
Washdown

MARINE

MATERIAL
HANDLING
Abrasives
Bulk Transfer
Cement & Concrete

MINING

PETROLEUM
Aircraft Fueling
Dispensing
Dock
Transfer

SPRAY

STEAM

VACUUM

VEYANCE

WATER
Discharge
Suction &
Discharge
Washdown

WELDING

COUPLING
SYSTEMS

APPENDIX

AIR &
MULTIPURPOSE
*General Purpose
Heavy Duty
Push-on*

CHEMICAL
TRANSFER

CLEANING
EQUIPMENT

FOOD
*Transfer
Washdown*

MARINE

MATERIAL
HANDLING
*Abrasives
Bulk Transfer
Cement & Concrete*

MINING

PETROLEUM
*Aircraft Fueling
Dispensing
Dock
Transfer*

SPRAY

STEAM

VACUUM

VEYANCE

WATER
*Discharge
Suction &
Discharge
Washdown*

WELDING

COUPLING
SYSTEMS

APPENDIX

PLICORD® SOFTWALL WET EXHAUST



Product Specifications

APPLICATION:	For water discharge applications for engines, toilets, scuppers and bilge pumps. Will not pant. Does not meet SAE J2006 R1 Spec.*
CONSTRUCTION	
TUBE:	Black Nitrile synthetic rubber RMA Class A (High Oil Resistance)
COVER:	Black Chemivic™ synthetic rubber (wrapped impression)
REINFORCEMENT:	Spiral-plied synthetic fabric
TEMPERATURE:	-20°F to 180°F (-29°C to 82°C)
PACKAGING:	25' exact lengths, coiled and polywrapped
BRANDING (SPIRAL):	Example: Industrial ORS/Wet Exhaust Goodyear®
COUPLINGS:	Contact fitting manufacturer for proper fitting recommendation and coupling procedure.
NON-STOCK/SIZES:	For special production run minimum requirements, see Appendix D.
ORDER CODES:	543-154 (<6") 541-154 (>6")

*Spec 542-813 (<6") and 541-813 (>6") meet the SAE J2006 R1 Spec but the tube is non-oil resistant (Class C Oil Resistance)

PLICORD® SOFTWALL WET EXHAUST

ID		NOM. OD		MAX. WP		WEIGHT	
in.	mm.	in.	mm.	psi	Mpa	lb./ft.	kg./m.
1/2	12.7	0.94	23.9	250	1.72	0.29	0.43
5/8	15.9	1.06	27.8	200	1.38	0.34	0.50
3/4	19.0	1.18	30.0	200	1.38	0.26	0.38
7/8	22.2	1.30	33.2	200	1.38	0.44	0.65
1	25.4	1.43	36.3	150	1.03	0.48	0.71
1 1/8	28.6	1.57	39.9	150	1.03	0.54	0.80
1 1/4	31.8	1.69	43.0	150	1.03	0.59	0.87
1 1/16	33.3	1.75	44.5	125	0.86	0.64	0.90
1 3/8	34.9	1.81	46.0	125	0.86	0.64	0.95
1 1/2	38.1	1.92	49.0	100	0.62	0.62	0.92
1 5/8	41.3	2.06	52.5	100	0.69	0.74	1.10
1 3/4	44.4	2.20	56.0	100	0.69	0.80	1.19
1 7/8	47.6	2.32	59.0	100	0.69	0.84	1.25
2	50.8	2.51	63.7	75	0.52	1.04	1.54
2 1/8	54.0	2.64	67.1	75	0.52	1.10	1.63
2 1/4	57.1	2.75	69.9	75	0.52	1.15	1.71
2 3/8	60.3	2.94	74.7	75	0.52	1.35	2.01
2 1/2	63.5	3.05	77.6	75	0.52	1.41	2.10
2 5/8	66.7	3.19	81.1	75	0.52	1.48	2.20
2 7/8	73.0	3.44	87.4	75	0.52	1.61	2.31
3	76.2	3.54	90.1	50	0.34	1.66	2.47
3 1/8	79.4	3.70	94.0	50	0.34	1.74	2.59
3 1/2	88.9	4.09	109.0	50	0.34	1.94	2.89
4	101.6	4.57	116.1	50	0.34	2.18	3.24
4 1/8	104.8	4.69	119.3	30	0.21	2.24	3.33
4 1/2	114.3	5.06	128.6	30	0.21	2.43	3.62
5	127.0	5.56	141.3	30	0.21	2.68	3.99
5 1/8	130.2	5.68	144.3	30	0.21	2.75	4.11
5 1/2	139.7	6.09	154.8	30	0.21	2.94	4.38
6	152.4	6.56	166.6	30	0.21	3.19	4.75
6 1/8	155.6	6.68	169.8	30	0.21	3.25	4.84
6 3/8	168.3	7.37	187.3	30	0.21	4.78	7.12
8	203.2	8.75	222.2	30	0.21	5.72	8.52
8 3/8	219.1	9.34	237.3	20	0.14	6.12	9.11
10	254.0	10.73	272.7	20	0.14	7.08	10.54

AIR &
MULTIPURPOSE
General Purpose
Heavy Duty
Push-on

CHEMICAL
TRANSFER

CLEANING
EQUIPMENT

FOOD
Transfer
Washdown

MARINE

MATERIAL
HANDLING
Abrasives
Bulk Transfer
Cement & Concrete

MINING

PETROLEUM
Aircraft Fueling
Dispensing
Dock
Transfer

SPRAY

STEAM

VACUUM

VEYANCE

WATER
Discharge
Suction &
Discharge
Washdown

WELDING

COUPLING
SYSTEMS

APPENDIX

MARINE

AIR &
MULTIPURPOSE
*General Purpose
Heavy Duty
Push-on*

CHEMICAL
TRANSFER

CLEANING
EQUIPMENT

FOOD
*Transfer
Washdown*

MARINE

MATERIAL
HANDLING
*Abrasives
Bulk Transfer
Cement & Concrete*

MINING

PETROLEUM
*Aircraft Fueling
Dispensing
Dock
Transfer*

SPRAY

STEAM

VACUUM

VEYANCE

WATER
*Discharge
Suction &
Discharge
Washdown*

WELDING

COUPLING
SYSTEMS

APPENDIX

MARINE FUEL LINE USCG/SAE J1527 & ISO 7840 TYPE A1

USCG/SAE J1527 TYPE A1



Product Specifications

APPLICATION:	For marine gasoline tanks. For fuel feed and vent applications on marine pleasure craft. It meets U.S. Coast Guard and International Marine Certification Institute requirements for type A1 service.
CONSTRUCTION	
TUBE:	Black Nitrile synthetic rubber RMA Class A (High Oil Resistance)
COVER:	Black Chemivic™ synthetic rubber
REINFORCEMENT:	Spiral synthetic yarn
TEMPERATURE:	0°F to 115°F (-17°C to 46°C)
PACKAGING:	200' reels, maximum 3 pieces, increments of 50'
BRANDING:	Example: Goodyear® USCG/SAE J 1527 Type A1 ISO 7840-A1 CE
COUPLINGS:	Contact fitting manufacturer for proper fitting recommendation and coupling procedure.
NON-STOCK/SIZES:	For special production run minimum requirements, see Appendix D.
ORDER CODES:	595-032

MARINE FUEL LINE SAE J1527 TYPE A1

ID		NOM. OD		MAX. WP		WEIGHT	
in.	mm.	in.	mm.	psi	Mpa	lb./ft.	kg./m.
1/4	6.4	0.65	16.5	49	0.34	0.17	0.25
5/16	7.9	0.71	18.0	49	0.34	0.19	0.28
3/8	9.5	0.78	19.8	49	0.34	0.20	0.30
1/2	12.7	0.89	23.0	36	0.25	0.26	0.39
5/8	15.9	1.06	25.8	36	0.25	0.35	0.52

GOODYEAR
ENGINEERED PRODUCTS

FLEXSHIELD™ SAE J1527 USCG TYPE A1-15 / ISO 7840 MARINE BARRIER HOSE



Product Specifications

- APPLICATION:** Designed for marine gasoline tanks for fuel feed and vent applications on marine pleasure craft. Barrier style construction meets new EPA requirements for low permeation class A1-15 marine fuel lines. Fire resistant cover provides minimum 2-1/2 minute fire resistivity for USCG type A service.
- CONSTRUCTION**
 - TUBE:** Black Chemivic™ synthetic rubber
 - COVER:** Nitrile synthetic rubber
- REINFORCEMENT:** Polyester spiral with nylon barrier
- TEMPERATURE:** - 20°F to 180°F (-29°C to 82°C)
- PACKAGING:** Reels
- BRANDING:** Example: FLEXSHIELD™ 5412 3/8" SAE J1527 USCG TYPE A1-15 / ISO 7840-A1 CE Goodyear®
- COUPLINGS:** Contact fitting manufacturer for proper fitting recommendation and coupling procedure.
- NON-STOCK/SIZES:** Contact a Goodyear Engineered Products representative for special production run minimum requirements and private label options.
- ORDER CODES:**

1/4 inch	475-412-008	5/16 inch	475-412-010
3/8 inch	475-412-012	1/2 inch	475-412-016

FLEXSHIELD™ SAE J1527 TYPE A1-15

ID		NOM. OD		WEIGHT		MIN BURST	
in.	mm.	in.	mm.	lb./ft.	kg./m.	psi	bar
1/4	5.95	0.627	15.92	0.15	0.23	250	17.2
5/16	7.54	0.658	16.71	0.16	0.24	250	17.2
3/8	9.12	0.725	18.41	0.20	0.30	250	17.2
1/2	12.11	0.890	18.85	0.17	0.25	175	12.1

AIR &
MULTIPURPOSE
*General Purpose
Heavy Duty
Push-on*

CHEMICAL
TRANSFER

CLEANING
EQUIPMENT

FOOD
*Transfer
Washdown*

MARINE

MATERIAL
HANDLING
*Abrasives
Bulk Transfer
Cement & Concrete*

MINING

PETROLEUM
*Aircraft Fueling
Dispensing
Dock
Transfer*

SPRAY

STEAM

VACUUM

VEYANCE

WATER
*Discharge
Suction &
Discharge
Washdown*

WELDING

COUPLING
SYSTEMS

APPENDIX

AIR &
MULTIPURPOSE
General Purpose
Heavy Duty
Push-on

CHEMICAL
TRANSFER

CLEANING
EQUIPMENT

FOOD
Transfer
Washdown

MARINE

MATERIAL
HANDLING
Abrasives
Bulk Transfer
Cement & Concrete

MINING

PETROLEUM
Aircraft Fueling
Dispensing
Dock
Transfer

SPRAY

STEAM

VACUUM

VEYANCE

WATER
Discharge
Suction &
Discharge
Washdown

WELDING

COUPLING
SYSTEMS

APPENDIX

MARINE FUEL FEED VENT HOSE USCG/SAE J1527 TYPE A2 FIRE RETARDANT



Product Specifications

APPLICATION:	For fuel feed and vent application on marine pleasure craft.
CONSTRUCTION	
TUBE:	Black Nitrile synthetic rubber RMA Class A (High Oil Resistance)
COVER:	Gray Chemivic™ synthetic rubber
REINFORCEMENT:	Spiral synthetic yarn
TEMPERATURE:	0°F to 115°F (-17°C to 46°C)
PACKAGING:	500'–750' reels, maximum 3 pieces, minimum length 35'
BRANDING:	Example: Goodyear® USCG/SAE J 1527 Type A2
COUPLINGS:	Contact fitting manufacturer for proper fitting recommendation and coupling procedure.
NON-STOCK/SIZES:	For special production run minimum requirements, see Appendix D.
ORDER CODES:	595-022

MARINE FUEL FEED VENT HOSE TYPE A2

ID		NOM. OD		MAX. WP		WEIGHT	
in.	mm.	in.	mm.	psi	Mpa	lb./ft.	kg./m.
1/4	6.4	0.66	16.8	35	0.24	0.19	0.28
5/16	7.9	0.72	18.3	35	0.24	0.22	0.33
3/8	9.5	0.78	19.8	35	0.24	0.24	0.36
1/2	12.7	0.91	23.1	35	0.24	0.3	0.45
5/8	15.9	0.96	25.8	35	0.24	0.34	0.51

MARINE FUEL FEED VENT HOSE USCG/SAE J1527 TYPE B2 NON-FIRE RETARDANT



Product Specifications

- APPLICATION:** For fuel feed and vent application on marine pleasure craft.
- CONSTRUCTION**
 - TUBE:** Nitrile synthetic rubber RMA Class A (High Oil Resistance)
 - COVER:** Gray Chemivic™ synthetic rubber
- REINFORCEMENT:** Spiral synthetic yarn
- TEMPERATURE:** 0°F to 115°F (-17°C to 46°C)
- PACKAGING:** 500'–750', maximum 3 pieces, minimum length 35'
- BRANDING:** Example: Goodyear® USCG/SAE J 1527 Type B2.
- COUPLINGS:** Contact fitting manufacturer for proper fitting recommendation and coupling procedure.
- NON-STOCK/SIZES:** For special production run minimum requirements, see Appendix D.
- ORDER CODES:** 595-009

MARINE FUEL FEED VENT HOSE TYPE B2

ID		NOM. OD		MAX. WP		WEIGHT	
in.	mm.	in.	mm.	psi	Mpa	lb./ft.	kg./m.
1/4	6.4	0.58	14.7	34	0.23	0.12	0.18
5/16	7.9	0.66	16.8	34	0.23	0.15	0.22
3/8	9.5	0.70	17.8	34	0.23	0.16	0.24
1/2	12.7	0.81	20.6	34	0.23	0.18	0.27
5/8	15.9	0.96	24.4	34	0.23	0.19	0.28

AIR &
MULTIPURPOSE
General Purpose
Heavy Duty
Push-on

CHEMICAL
TRANSFER

CLEANING
EQUIPMENT

FOOD
Transfer
Washdown

MARINE

MATERIAL
HANDLING
Abrasives
Bulk Transfer
Cement & Concrete

MINING

PETROLEUM
Aircraft Fueling
Dispensing
Dock
Transfer

SPRAY

STEAM

VACUUM

VEYANCE

WATER
Discharge
Suction &
Discharge
Washdown

WELDING

COUPLING
SYSTEMS

APPENDIX

MATERIAL HANDLING

ABRASIVES



	Page	Food Grade	Clear	Static Dissipating/ Static Conductive Tube	Temperature Range	Static Wire	Thermo- plastic	Rubber
Artrac®	106			Yes	-40°F to 158°F		Yes	
Arvac™ SW	105				-40°F to 158°F	Yes	Yes	
Blucor™	103			Yes*	-25°F to 180°F			Yes
Blucor™ Couplings	104							
Diversiflex™	107			Yes*	-25°F to 180°F			Yes
Diversipipe® 75	108			Yes*	-40°F to 180°F			Yes
Diversipipe® 150	109			Yes*	-40°F to 180°F			Yes
Flexible Downspout	110				-25°F to 180°F			Yes
Nutriflex® Static Wire	73	Yes	Yes		-15°F to 158°F	Yes	Yes	
Plicord® Blast	101			Yes	-25°F to 180°F			Yes
Plicord® Dredge Sleeve	112			Yes	-25°F to 180°F			Yes
Plicord® Hydrovator™	111			Yes	-25°F to 180°F			Yes
Plicord® RVC	113				-20°F to 180°F			Yes
Plicord® Sand Suction	114			Yes	-25°F to 180°F			Yes
Plicord® XF Blast	102			Yes	-25°F to 180°F			Yes
Sandblast Deadman	115				-20°F to 190°F			Yes
Spiraflex® Air Seeder	116		Yes		0°F to 158°F			
Spirathane™ HD	117				0°F to 158°F		Yes	
Spirathane™ LD	119		Yes		0°F to 158°F		Yes	
Spirathane™ PT	118	Yes	Yes		0°F to 158°F	Yes	Yes	

* Black Tufsyn® Only

AIR &
MULTIPURPOSE
General Purpose
Heavy Duty
Push-on

CHEMICAL
TRANSFER

CLEANING
EQUIPMENT

FOOD
Transfer
Washdown

MARINE

MATERIAL
HANDLING

Abrasives

Bulk Transfer
Cement & Concrete

MINING

PETROLEUM
Aircraft Fueling
Dispensing
Dock
Transfer

SPRAY

STEAM

VACUUM

VEYANCE

WATER
Discharge
Suction &
Discharge
Washdown

WELDING

COUPLING
SYSTEMS

APPENDIX

MATERIAL HANDLING

PLICORD® BLAST



Product Specifications

- APPLICATION:** Heavy-duty hose for steel shot or sand blasting in cleaning or finishing metal, stone, glass or other surfaces.
- CONSTRUCTION TUBE:** Tufsyn® synthetic rubber (static dissipating/static conductive)
- COVER:** 2 ply: Black Plioflex® synthetic rubber (wrapped impression)
4 ply: Green Plioflex synthetic rubber (wrapped impression)
- REINFORCEMENT:** Spiral-plied synthetic fabric
- TEMPERATURE:** -25°F to 180°F (-32°C to 82°C)
- PACKAGING:** 50' lengths, coiled and polywrapped
- BRANDING (SPIRAL):** Example: Goodyear® Plicord® Blast 150 psi WP
- COUPLINGS:** Contact fitting manufacturer for proper fitting recommendation and coupling procedure.
- NON-STOCK/SIZES:** For special production run minimum requirements, see Appendix D.

PLICORD® BLAST (2 PLY)

ORDER CODES: 549-020

ID		NOM. OD		MAX. WP		WEIGHT	
in.	mm.	in.	mm.	psi	Mpa	lb./ft.	kg./m.
1/2	12.7	1.13	28.7	150	1.03	0.41	0.61
3/4	19.1	1.48	37.6	150	1.03	0.68	1.01
1	25.4	1.88	47.8	150	1.03	1.05	1.56
1¼	31.8	2.16	54.9	150	1.03	1.26	1.88
1½	38.1	2.38	60.5	150	1.03	1.42	2.11
2	50.8	2.86	72.6	150	1.03	1.70	2.53

PLICORD® BLAST (4 PLY)

ORDER CODES: 549-027

ID		NOM. OD		MAX. WP		WEIGHT	
in.	mm.	in.	mm.	psi	Mpa	lb./ft.	kg./m.
1/2	12.7	1.14	26.7	150	1.03	0.44	0.61
3/4	19.1	1.50	38.1	150	1.03	0.71	1.06
1	25.4	1.88	47.8	150	1.03	1.08	1.61
1¼	31.8	2.16	54.9	150	1.03	1.31	1.95
1½	38.1	2.38	60.5	150	1.03	1.45	2.16
2	50.8	2.88	73.2	150	1.03	1.75	2.60

AIR &
MULTIPURPOSE
General Purpose
Heavy Duty
Push-on

CHEMICAL
TRANSFER

CLEANING
EQUIPMENT

FOOD
Transfer
Washdown

MARINE

MATERIAL
HANDLING

Abrasives
Bulk Transfer
Cement & Concrete

MINING

PETROLEUM
Aircraft Fueling
Dispensing
Dock
Transfer

SPRAY

STEAM

VACUUM

VEYANCE

WATER
Discharge
Suction &
Discharge
Washdown

WELDING

COUPLING
SYSTEMS

APPENDIX



MATERIAL HANDLING

AIR &
MULTIPURPOSE
*General Purpose
Heavy Duty
Push-on*

CHEMICAL
TRANSFER

CLEANING
EQUIPMENT

FOOD
*Transfer
Washdown*

MARINE

MATERIAL
HANDLING

Abrasives

Bulk Transfer

Cement & Concrete

MINING

PETROLEUM
*Aircraft Fueling
Dispensing*

Dock

Transfer

SPRAY

STEAM

VACUUM

VEYANCE

WATER

Discharge

Suction &

Discharge


Washdown

WELDING

COUPLING
SYSTEMS

APPENDIX

PLICORD® XF BLAST



Product Specifications

APPLICATION:	Standard-duty hose for steel shot or sand blasting in cleaning or finishing metal, stone, glass or other surfaces.
CONSTRUCTION TUBE:	Tufsyn® synthetic rubber (static dissipating/static conductive)
COVER:	Black Plioflex® synthetic rubber (static dissipating/static conductive) (wrapped impression)
REINFORCEMENT:	Spiral-plied synthetic fabric
TEMPERATURE:	-25°F to 180°F (-32°C to 82°C)
PACKAGING:	50' lengths, coiled and polywrapped
BRANDING (SPIRAL):	Example: Goodyear® XF Blast 150 psi WP
COUPLINGS:	Contact fitting manufacturer for proper fitting recommendation and coupling procedure.
NON-STOCK/SIZES:	For special production run minimum requirements, see Appendix D.

PLICORD® XF BLAST (2 PLY)

ORDER CODES: 549-018

ID		NOM. OD		MAX. WP		WEIGHT	
in.	mm.	in.	mm.	psi	Mpa	lb./ft.	kg./m.
5/8	15.9	1.13	28.7	150	1.03	0.37	0.55
7/8	22.2	1.51	38.4	150	1.03	0.61	0.91
1 1/8	28.6	1.88	47.8	150	1.03	0.92	1.37
1 3/8	34.9	2.15	54.6	150	1.03	1.12	1.67
1 5/8	41.3	2.38	60.5	150	1.03	1.21	1.80
2 1/8	54.0	2.89	73.4	150	1.03	1.53	2.28

PLICORD® XF BLAST (4 PLY)

ORDER CODES: 549-019

ID		NOM. OD		MAX. WP		WEIGHT	
in.	mm.	in.	mm.	psi	Mpa	lb./ft.	kg./m.
5/8	15.9	1.12	28.5	150	1.03	0.35	0.52
7/8	22.2	1.50	38.1	150	1.03	0.71	1.06
1 1/8	28.6	1.88	47.8	150	1.03	0.93	1.38
1 3/8	34.9	2.16	54.9	150	1.03	1.11	1.65
1 5/8	41.3	2.38	60.5	150	1.03	1.23	1.83
2 1/8	54.0	2.88	73.2	150	1.03	1.48	2.20

GOODYEAR
ENGINEERED PRODUCTS

MATERIAL HANDLING

BLUCOR™



Product Specifications

APPLICATION:	Blucor™ material handling hose with the Goodyear Engineered Products 150 psi bolt-on split flange coupling is an easy and economical choice. Blucor has the high strength needed to handle pressure or suction service in the transfer of dry bulk, slurry, salt, cement, fertilizers and a limited quantity of oil-based products.
CONSTRUCTION	
TUBE:	3/8" Black Pureten™, 3/8" Black Tufsyn® (static dissipating/static conductive), or 3/8" Tan Pureten™
COVER:	Black corrugated abrasion-resistant Plioflex® (wrapped impression)
REINFORCEMENT:	Spiral-plied synthetic fabric with wire helix
TEMPERATURE:	-25°F to 180°F (-32°C to 82°C)
PACKAGING:	3"-8" Coiled or straight, polywrapped 10"-12" Straight, polywrapped
BRANDING (SPIRAL):	Example: Goodyear® Blucor™ Black Pureten™ Liner
COUPLINGS:	Blucor bolt-on split flange couplings, see next page.
NON-STOCK/SIZES:	Maximum shipping length: 3"-8": 100'; 10" & 12": 50'
ORDER CODES:	541-789 (black Pureten) 541-458 (tan Pureten) 541-788 (black Tufsyn)

BLUCOR™

ID		NOM. OD		MAX. WP		BEND RADIUS		VACUUM HG		WEIGHT	
in.	mm.	in.	mm.	psi	Mpa	in.	mm.	in.	mm.	lb./ft.	kg./m.
3	76.2	4.39	111.5	150	1.03	16	406	29	737	4.63	6.89
4	101.6	5.25	133.4	150	1.03	20	508	29	737	5.67	8.44
6	152.4	7.37	187.2	150	1.03	36	914	29	737	9.48	14.11
8	203.2	9.44	239.8	150	1.03	48	1219	29	737	14.20	21.13
10	254.0	11.38	289.1	150	1.03	60	1524	29	737	16.63	24.75
12	304.8	13.81	350.8	100	0.69	72	1829	29	737	23.40	34.82

AIR &
MULTIPURPOSE
General Purpose
Heavy Duty
Push-on

CHEMICAL
TRANSFER

CLEANING
EQUIPMENT

FOOD
Transfer
Washdown

MARINE

MATERIAL
HANDLING

Abrasives
Bulk Transfer
Cement & Concrete

MINING

PETROLEUM
Aircraft Fueling
Dispensing
Dock
Transfer

SPRAY

STEAM

VACUUM

VEYANCE

WATER
Discharge
Suction &
Discharge
Washdown

WELDING

COUPLING
SYSTEMS

APPENDIX

MATERIAL HANDLING

AIR &
MULTIPURPOSE
*General Purpose
Heavy Duty
Push-on*

CHEMICAL
TRANSFER

CLEANING
EQUIPMENT

FOOD
*Transfer
Washdown*

MARINE

MATERIAL
HANDLING

*Abrasives
Bulk Transfer
Cement & Concrete*

MINING

PETROLEUM
*Aircraft Fueling
Dispensing
Dock
Transfer*

SPRAY

STEAM

VACUUM

VEYANCE

WATER
*Discharge
Suction &
Discharge
Washdown*

WELDING

COUPLING
SYSTEMS

APPENDIX

BLUCOR™ COUPLINGS BOLT-ON SPLIT FLANGE COUPLINGS



Product Specifications

SPECIFICATIONS: Each fitting is manufactured of high-tensile 432 aluminum alloy. All flanges are 150 lbs. ANSI B16.5. Bolt-on split flange couplings are supplied with necessary mounting hardware (bolts, nuts and washers). Internal configurations of fitting corrugations has been designed specifically to match the corrugation of the Blucor™ hose.

ORDER CODES: 604-189

BLUCOR™ COUPLINGS

ID		NOM. OD		WEIGHT	
in.	mm.	in.	mm.	lb./ft.	kg./m.
3	76.2	7.5	190.5	3.6	5.36
4	101.6	9.0	228.6	4.0	5.95
6	152.4	11.0	279.4	8.2	12.20
8	203.2	13.5	342.9	14.0	20.83
10	254.0	16.0	406.4	25.0	37.20
12	304.8	19.0	482.6	30.0	44.64

MATERIAL HANDLING

AIR &
MULTIPURPOSE
General Purpose
Heavy Duty
Push-on

CHEMICAL
TRANSFER

CLEANING
EQUIPMENT

FOOD
Transfer
Washdown

MARINE

MATERIAL
HANDLING

Abrasives
Bulk Transfer
Cement & Concrete

MINING

PETROLEUM
Aircraft Fueling
Dispensing
Dock
Transfer

SPRAY

STEAM

VACUUM

VEYANCE

WATER
Discharge
Suction &
Discharge
Washdown

WELDING

COUPLING
SYSTEMS

APPENDIX

ARTRAC®



Product Specifications

- APPLICATION:** The Artrac® hose is used for a variety of abrasive, material-handling applications to transfer sand, gravel, cement, fly ash, glass, metals, plastic pellets, fertilizers, rock salts and slurries.
- CONSTRUCTION**
TUBE: Thermoplastic alloyed blend of polyurethane and PVC (static dissipating/static conductive)
- COVER:** Thermoplastic alloyed blend of nitrile, polyurethane, and PVC (nonconductive)
(Available with conductive cover—see order code below.)
- REINFORCEMENT:** Rigid high-density PVC helix
- TEMPERATURE:** -40°F to 158°F (-40°C to 70°C)
- PACKAGING:** 1¼"-6" 100' lengths, coiled and polywrapped
8"-10" 20' lengths, polytube
- BRANDING:** Not branded
- COUPLINGS:** Contact fitting manufacturer for proper fitting recommendation and coupling procedure.
- NON-STOCK/SIZES:** Contact customer service
- ORDER CODES:** 586-462 586-522 (with conductive cover)

ARTRAC® ABRASIVE MATERIAL HANDLING

ID		NOM. OD		MAX. WP		BEND RADIUS		VACUUM HG		WEIGHT	
in.	mm.	in.	mm.	psi	Mpa	in.	mm.	in.	mm.	lb./ft.	kg./m.
1¼	31.8	1.63	41.4	45	0.31	3.0	76	29	737	0.34	0.51
1½	38.1	1.89	48.0	40	0.28	3.0	76	29	737	0.40	0.60
2	50.8	2.47	62.7	40	0.28	2.5	63	29	737	0.67	1.00
2½	63.5	3.05	77.5	35	0.24	4.0	101	29	737	0.87	1.29
3	76.2	3.69	93.7	30	0.21	6.0	152	29	737	1.16	1.73
4	101.6	4.81	122.2	30	0.21	7.0	177	29	737	2.16	3.21
5	127.0	5.78	146.8	30	0.21	8.0	203	29	737	2.60	3.87
6	152.4	7.08	179.8	25	0.17	8.0	203	29	737	3.43	5.10
8	203.2	9.22	234.2	20	0.14	18.0	456	29	737	5.84	8.69
10	254.0	11.21	284.7	20	0.14	36.0	912	29	737	7.96	11.85

GOOD YEAR
ENGINEERED PRODUCTS

MATERIAL HANDLING

DIVERSIFLEX™



Product Specifications

- APPLICATION:** Provides the high strength needed to handle pressure or suction service in the movement of non-oily dry bulk materials such as salt, cement, fertilizers and dry chemicals. Typical applications include unloading hoppers to rail cars or barges and transferring materials from rail cars or barges to storage units.
- CONSTRUCTION**
 - TUBE:** 1/4" Black Tufsyn® synthetic rubber for abrasion resistance (static dissipating/static conductive)
 - COVER:** Abrasion-resistant Plioflex® synthetic rubber (corrugated surface) (wrapped impression)
- REINFORCEMENT:** Spiral-plied synthetic fabric with wire helix
- TEMPERATURE:** -25°F to 180°F (-32°C to 82°C)
- PACKAGING:** Polywrapped
- BRANDING:** Example: Goodyear® Plicord® Diversiflex™ Hose 75 psi Max WP
- COUPLINGS:** Contact fitting manufacturer for proper fitting recommendation and coupling procedure.
- NON-STOCK/SIZES:** Available up to 18" ID
- ORDER CODES:** 541-400

DIVERSIFLEX™

ID		NOM. OD		MAX. WP		BEND RADIUS		VACUUM HG		WEIGHT	
in.	mm.	in.	mm.	psi	Mpa	in.	mm.	in.	mm.	lb./ft.	kg./m.
4	101.6	4.88	124.0	75	0.52	20	508	29	737	3.43	5.10
5	127.0	6.25	158.5	75	0.52	25	635	29	737	6.32	9.41
6	152.4	6.92	175.8	75	0.52	36	914	29	737	5.84	8.69
6½	168.3	7.60	193.0	75	0.52	40	1016	29	737	7.04	10.48
8	203.2	9.05	229.9	75	0.52	48	1219	29	737	9.22	13.72
8½	219.2	9.69	246.1	75	0.52	52	1321	29	737	10.82	16.10
10	254.0	11.04	280.4	75	0.52	60	1524	29	737	12.04	17.92
12	304.8	13.16	334.3	75	0.52	72	1829	29	737	16.38	24.38
12¾	323.9	13.91	353.3	75	0.52	77	1956	29	737	17.78	26.46

AIR &
MULTIPURPOSE
General Purpose
Heavy Duty
Push-on

CHEMICAL
TRANSFER

CLEANING
EQUIPMENT

FOOD
Transfer
Washdown

MARINE

MATERIAL
HANDLING
Abrasives
Bulk Transfer
Cement & Concrete

MINING

PETROLEUM
Aircraft Fueling
Dispensing
Dock
Transfer

SPRAY

STEAM

VACUUM

VEYANCE

WATER
Discharge
Suction &
Discharge
Washdown

WELDING

COUPLING
SYSTEMS

APPENDIX

MATERIAL HANDLING

AIR &
MULTIPURPOSE
*General Purpose
Heavy Duty
Push-on*

CHEMICAL
TRANSFER

CLEANING
EQUIPMENT

FOOD
*Transfer
Washdown*

MARINE

MATERIAL
HANDLING

*Abrasives
Bulk Transfer
Cement & Concrete*

MINING

PETROLEUM
*Aircraft Fueling
Dispensing
Dock
Transfer*

SPRAY

STEAM

VACUUM

VEYANCE

WATER
*Discharge
Suction &
Discharge
Washdown*

WELDING

COUPLING
SYSTEMS

APPENDIX

DIVERSIPIPE® 75



Product Specifications

APPLICATION: A high-quality flexible hose for replacing cast iron pipes for the transfer of abrasive materials or corrosive chemicals where installation requires minimum bends or where the inherent flexibility of a durable rubber hose is required. Diversipipe® is also available in a softwall construction for discharge service.

CONSTRUCTION
TUBE: Black Tufsyn® synthetic rubber (static dissipating/static conductive) for slurry and dry bulk transfer, black Pureten™ for slurry, tan Pureten™ for slurry with high kinetic energy

COVER: Plioflex® synthetic rubber (wrapped impression)

REINFORCEMENT: Spiral-plied synthetic fabric with wire helix

TEMPERATURE: -40°F to 180°F (-40°C to 82°C)

PACKAGING: Polywrapped

BRANDING: Example: Goodyear® Plicord® Material Handling Hose, 75 psi Max WP

COUPLINGS: Contact fitting manufacturer for proper fitting recommendation and coupling procedure.

NON-STOCK/SIZES: Available up to 18" ID

ORDER CODES:

Black Tufsyn:	541-047 (1/4" tube gauge)	541-044* (3/8" tube gauge)
	541-050* (1/2" tube gauge)	
Black Pureten:	541-731 (1/4" tube gauge)	
Tan Pureten:	541-335 (1/4" tube gauge)	541-353* (3/8" tube gauge)

DIVERSIPIPE® 75

ID		NOM. OD		MAX. WP		BEND RADIUS		VACUUM HG		WEIGHT	
in.	mm.	in.	mm.	psi	Mpa	in.	mm.	in.	mm.	lb./ft.	kg./m.
2	50.8	2.91	73.9	75	0.52	12	304.80	29	736.6	1.98	2.95
2½	63.5	3.39	86.1	75	0.52	15	381.00	29	736.6	2.44	3.64
3	76.2	3.89	98.8	75	0.52	18	457.20	29	736.6	2.99	4.46
4	101.6	4.91	124.7	75	0.52	24	609.60	29	736.6	3.79	5.65
4½	114.3	5.50	139.7	75	0.52	27	685.80	29	736.6	4.74	7.06
5	127.0	6.44	163.6	75	0.52	30	762.00	29	736.6	5.48	8.17
6	152.4	7.13	181.1	75	0.52	36	914.40	29	736.6	7.33	10.92
6⅝	168.3	7.78	197.6	75	0.52	39.7	1009.65	29	736.6	8.36	12.46
8	203.2	9.19	233.4	75	0.52	48	1219.20	29	736.6	10.48	15.62
8⅞	219.1	9.75	247.6	75	0.52	51.75	1314.45	29	736.6	11.43	17.03
10	254.0	11.23	285.2	75	0.52	60	1524.00	29	736.6	14.83	22.10
12	304.8	13.31	338.1	75	0.52	72	1828.80	29	736.6	18.16	27.06
12¾	323.8	14.22	361.2	75	0.52	76.5	1943.10	29	736.6	22.51	33.54

*Note: 3/8" and 1/2" tube gauge specs available on request. Contact Customer Service.

GOODYEAR
ENGINEERED PRODUCTS

MATERIAL HANDLING

DIVERSIPIPE® 150



Product Specifications

- APPLICATION:** A high-quality flexible hose for replacing cast iron pipes for the transfer of abrasive materials or corrosive chemicals where installation requires minimum bends or where the inherent flexibility of a durable rubber hose is required. Diversipipe® is also available in a softwall construction for a discharge service.
- CONSTRUCTION TUBE:** Black Tufsyn® (static dissipating/static conductive) for slurry and dry bulk transfer, black Pureten™ for slurry, tan Pureten™ for slurry with high kinetic energy
- COVER:** Plioflex® synthetic rubber (wrapped impression)
- REINFORCEMENT:** Spiral-ply synthetic fabric with wire helix
- TEMPERATURE:** -40°F to 180°F (-40°C to 82°C)
- PACKAGING:** Polywrapped
- BRANDING:** Example: Goodyear® Plicord® Material Handling Hose, 150 psi Max WP
- COUPLINGS:** Contact fitting manufacturer for proper fitting recommendation and coupling procedure.
- NON-STOCK/SIZES:** Available up to 18" ID
- ORDER CODES:**
- | | | |
|----------------|----------------------------|----------------------------|
| Black Tufsyn: | 541-362 (1/4" tube gauge) | 541-364* (3/8" tube gauge) |
| | 541-360* (1/2" tube gauge) | |
| Black Pureten: | 541-372 (1/4" tube gauge) | 541-350* (3/8" tube gauge) |
| | 541-369* (1/2" tube gauge) | |
| Tan Pureten: | 541-380 (1/4" tube gauge) | 541-366* (3/8" tube gauge) |
| | 541-373* (1/2" tube gauge) | |

AIR &
MULTIPURPOSE
General Purpose
Heavy Duty
Push-on

CHEMICAL
TRANSFER

CLEANING
EQUIPMENT

FOOD
Transfer
Washdown

MARINE

MATERIAL
HANDLING

Abrasives
Bulk Transfer
Cement & Concrete

MINING

PETROLEUM
Aircraft Fueling
Dispensing
Dock
Transfer

SPRAY

STEAM

VACUUM

VEYANCE

WATER
Discharge
Suction &
Discharge
Washdown

WELDING

COUPLING
SYSTEMS

APPENDIX

DIVERSIPIPE® 150

ID		NOM. OD		MAX. WP		BEND RADIUS		VACUUM HG		WEIGHT	
in.	mm.	in.	mm.	psi	Mpa	in.	mm.	in.	mm.	lb./ft.	kg./m.
2	50.8	2.97	75.4	150	1.03	12	304.80	29	736.6	2.11	3.14
2½	63.5	3.44	87.4	150	1.03	15	381.00	29	736.6	2.65	3.95
3	76.2	3.94	100.1	150	1.03	18	457.20	29	736.6	3.05	4.54
4	101.6	5.00	127.0	150	1.03	24	609.60	29	736.6	4.10	6.11
4½	114.3	5.53	140.5	150	1.03	27	685.80	29	736.6	4.91	7.32
5	127.0	6.09	154.7	150	1.03	30	762.00	29	736.6	6.01	8.95
6	152.4	7.22	183.4	150	1.03	36	914.40	29	736.6	8.13	12.11
6⅝	168.3	7.84	199.1	150	1.03	40	1016.00	29	736.6	9.34	13.92
8	203.2	9.06	230.1	150	1.03	48	1219.20	29	736.6	11.51	17.15
8⅝	219.1	10.03	254.8	150	1.03	52	1320.80	29	736.6	14.35	21.38
10	254.0	11.38	289.1	150	1.03	60	1524.00	29	736.6	16.40	24.44
12	304.8	13.47	342.1	150	1.03	72	1828.80	29	736.6	19.83	29.55
12¾	323.8	14.31	363.5	150	1.03	76	1930.40	29	736.6	23.38	34.84

*Note: 3/8" and 1/2" tube gauge specs available on request. Contact Customer Service.



MATERIAL HANDLING

AIR &
MULTIPURPOSE
*General Purpose
Heavy Duty
Push-on*

CHEMICAL
TRANSFER

CLEANING
EQUIPMENT

FOOD
*Transfer
Washdown*

MARINE

MATERIAL
HANDLING

*Abrasives
Bulk Transfer
Cement & Concrete*

MINING

PETROLEUM
*Aircraft Fueling
Dispensing
Dock
Transfer*

SPRAY

STEAM

VACUUM

VEYANCE

WATER
*Discharge
Suction &
Discharge
Washdown*

WELDING

COUPLING
SYSTEMS

APPENDIX

FLEXIBLE DOWNSPOUT



Product Specifications

APPLICATION:	Flexible Downspout is an economical choice for gravity flow service. Install only in a vertical position.
CONSTRUCTION	
TUBE:	1/8" Black Tufsyn® synthetic rubber for abrasion resistance (static dissipating/static conductive)
COVER:	Black Plioflex® synthetic rubber (wrapped impression)
REINFORCEMENT:	Spiral-plyed synthetic fabric
TEMPERATURE:	-25°F to 180°F (-32°C to 82°C)
PACKAGING:	Polywrapped
BRANDING:	Example: Goodyear® Flexible Downspout
COUPLINGS:	Contact fitting manufacturer for proper fitting recommendation and coupling procedure.
NON-STOCK/SIZES:	Available up to 18" ID
ORDER CODES:	541-015

FLEXIBLE DOWNSPOUT

ID		NOM. OD		MAX. WP		WEIGHT	
in.	mm.	in.	mm.	psi	Mpa	lb./ft.	kg./m.
4	101.6	4.41	111.9	50	0.34	1.28	1.89
4½	114.3	4.90	124.5	50	0.34	1.46	2.17
6	152.4	6.40	162.6	35	0.24	1.92	2.86
6¾	168.3	7.02	178.3	35	0.24	2.11	3.14
8	203.2	8.40	213.4	25	0.17	2.54	3.78
8¾	219.1	8.99	228.4	25	0.17	2.72	4.05
10	254.0	10.38	263.7	20	0.14	3.15	4.69
10¾	273.1	11.23	285.2	20	0.14	3.84	5.71
12	304.8	12.46	316.5	15	0.10	4.28	6.37
12¾	323.9	13.21	335.5	15	0.10	4.54	6.76
14	355.6	14.56	369.9	15	0.10	4.91	7.32
16	406.4	16.53	419.9	10	0.07	5.59	8.33

GOODYEAR
ENGINEERED PRODUCTS

MATERIAL HANDLING

PLICORD® HYDROVATOR™

Product Specifications



- APPLICATION:** A rugged yet lightweight hose designed exclusively for Hydrovac operations. Plicord® Hydrovator™ from Goodyear Engineered Products combines the best in lightweight design and durability. Tufsyn® tube handles the toughest Hydro Excavation jobs. The unique corrugated Plioflex® cover provides superior flexibility in all applications. Hydrovator™ Hose rated for full vacuum. All sizes are rated for full vacuum.
- CONSTRUCTION**
- TUBE:** Black natural rubber combined with a static dissipating Tufsyn® liner.
- COVER:** Static dissipating black Plioflex® synthetic rubber with a heavy corrugated profile for high flexibility.
- REINFORCEMENT:** Double helix spiral steel wire with plies of synthetic fabric.
- TEMPERATURE:** -25°F to 180°F (-32°C to 82°C)
- PACKAGING:** Coiled or straight length.
- BRANDING:** Example: Plicord® Hydrovator™ Vacuum Hose
- COUPLINGS:** Plain end, soft end or enlarged soft end.
- STOCK LENGTH:** Built to length
- ORDER CODES:** 541-289

PLICORD® HYDROVATOR™

ID		NOM. OD		BEND RADIUS		WEIGHT	
in.	mm.	in.	mm.	in.	mm.	lb./ft.	kg./m.
6	152.6	7.10	180.3	12	0.24	6.4	2.86
8	203.5	8.90	226.5	16	0.17	8.4	3.78
10	253.9	11.10	281.9	20	0.14	11.8	4.69

AIR &
MULTIPURPOSE
General Purpose
Heavy Duty
Push-on

CHEMICAL
TRANSFER

CLEANING
EQUIPMENT

FOOD
Transfer
Washdown

MARINE

MATERIAL
HANDLING
Abrasives
Bulk Transfer
Cement & Concrete

MINING

PETROLEUM
Aircraft Fueling
Dispensing
Dock
Transfer

SPRAY

STEAM

VACUUM

VEYANCE

WATER
Discharge
Suction &
Discharge
Washdown

WELDING

COUPLING
SYSTEMS

APPENDIX



MATERIAL HANDLING

AIR &
MULTIPURPOSE
*General Purpose
Heavy Duty
Push-on*

CHEMICAL
TRANSFER

CLEANING
EQUIPMENT

FOOD
*Transfer
Washdown*

MARINE

MATERIAL
HANDLING

Abrasives

Bulk Transfer

Cement & Concrete

MINING

PETROLEUM
*Aircraft Fueling
Dispensing
Dock
Transfer*

SPRAY

STEAM

VACUUM

VEYANCE

WATER
*Discharge
Suction &
Discharge
Washdown*

WELDING

COUPLING
SYSTEMS

APPENDIX

PLICORD® DREDGE SLEEVE



Product Specifications

- APPLICATION:** The Plicord® Dredge Sleeve is used as a flexible connection between pipe sections on the discharge line of hydraulic-type dredges.
- CONSTRUCTION TUBE:** 3/8" Tufsyn® abrasion-resistant rubber (static dissipating/static conductive). Other gauges available upon request.
- COVER:** Black Plioflex® synthetic rubber (wrapped impression)
- REINFORCEMENT:** Multiple plies spirals synthetic and fabric
- TEMPERATURE:** -25°F to 180°F (-32°C to 82°C)
- PACKAGING:** Polywrapped
- BRANDING:** Example: Goodyear® Plicord® Dredge Sleeve
- COUPLINGS:** Contact fitting manufacturer for proper fitting recommendation and coupling procedure.
- NON-STOCK/SIZES:** For special production run minimum requirements, see Appendix D.
- ORDER CODES:** 541-107

Available on request
541-290 1/2" Tufsyn® tube 150 psi
541-177 1/2" Black Pureten™ 150 psi
541-081 3/4" Tufsyn® tube 150 psi
541-316 3/4" Black Pureten™ 150 psi

PLICORD® DREDGE SLEEVE

ID		NOM. OD		MAX. WP		BEND RADIUS		WEIGHT	
in.	mm.	in.	mm.	psi	Mpa	in.	mm.	lb./ft.	kg./m.
6½	114.3	6.09	154.7	75	0.52	40	1016	7.00	10.42
6¾	168.3	8.22	208.8	75	0.52	60	1524	9.77	14.54
8¾	219.1	10.31	261.9	75	0.52	80	2032	13.59	20.22
10¾	273.1	12.50	317.5	75	0.52	100	2540	16.72	24.88
12¾	323.9	14.53	369.1	75	0.52	120	3048	20.04	29.82
14	355.6	15.89	403.6	75	0.52	140	3556	22.65	33.71
16	406.4	17.84	453.1	75	0.52	160	4064	24.91	37.07
18	457.2	19.94	506.5	75	0.52	180	4572	27.80	41.37

GOODYEAR
ENGINEERED PRODUCTS

MATERIAL HANDLING

PLICORD® RVC



Product Specifications

- APPLICATION:** For use on reverse drilling rigs.
- CONSTRUCTION**
TUBE: Black Tufsyn® synthetic rubber: 1/4" Gauge-2"-4" I.D.; 1/2" Gauge-6"; 3/8" Gauge-8"
COVER: Blue Plioflex® synthetic rubber with orange spiral transfer brand (wrapped impression)
- REINFORCEMENT:** Spiral-plied synthetic fabric: 2" & 3" ID-6 plies; 4" & 6" ID-8 plies; 8" ID-10 plies
- TEMPERATURE:** -20°F to 180°F (-29°C to 82°C)
- PACKAGING:** 2" - 4", 100' length, coiled polywrapped; 6" - 8", 50' length, shipped straight polywrapped over 6", custom lengths up to 100'
- BRANDING (SPIRAL):** Example: Goodyear® Reverse Circulation 600 psi Max W.P. Made in Canada
- COUPLINGS:** Contact fitting manufacturer for proper fitting recommendation and coupling procedure.
- NON-STOCK/SIZES:** Custom lengths available.
- ORDER CODES:** 549-341 (2"- 4") 541-341 (6" and 8")

PLICORD® RVC

ID		NOM. OD		MAX. WP		WEIGHT	
in.	mm.	in.	mm.	psi	Mpa	lb./ft.	kg./m.
2	50.8	3.11	79.0	600	4.14	2.37	3.53
3	76.2	4.17	105.9	600	4.14	3.39	5.04
4	101.6	5.39	136.9	600	4.14	5.15	7.66
6	152.4	7.91	200.9	600	4.14	10.66	15.86
8	203.2	9.89	251.2	600	4.14	12.54	18.66

AIR &
MULTIPURPOSE
General Purpose
Heavy Duty
Push-on

CHEMICAL
TRANSFER

CLEANING
EQUIPMENT

FOOD
Transfer
Washdown

MARINE

MATERIAL
HANDLING

Abrasives
Bulk Transfer
Cement & Concrete

MINING

PETROLEUM
Aircraft Fueling
Dispensing
Dock
Transfer

SPRAY

STEAM

VACUUM

VEYANCE

WATER
Discharge
Suction &
Discharge
Washdown

WELDING

COUPLING
SYSTEMS

APPENDIX

MATERIAL HANDLING

AIR &
MULTIPURPOSE
*General Purpose
Heavy Duty
Push-on*

CHEMICAL
TRANSFER

CLEANING
EQUIPMENT

FOOD
*Transfer
Washdown*

MARINE

MATERIAL
HANDLING

*Abrasives
Bulk Transfer
Cement & Concrete*

MINING

PETROLEUM
*Aircraft Fueling
Dispensing
Dock
Transfer*

SPRAY

STEAM

VACUUM

VEYANCE

WATER
*Discharge
Suction &
Discharge
Washdown*

WELDING

COUPLING
SYSTEMS

APPENDIX

PLICORD® SAND SUCTION



Product Specifications

- APPLICATION:** Plicord® Sand Suction hose is for use on the suction end of hydraulic dredges. It provides a flexible connection between dredging lines and pumps.
- CONSTRUCTION TUBE:** 3/8" Black Tufsyn® synthetic rubber for abrasion resistance (static dissipating/static conductive). Also available in 1/2" or 3/4" tube gauge.
- COVER:** Black Plioflex® synthetic rubber (wrapped impression)
- REINFORCEMENT:** Spiral-plyed synthetic fabric with wire helix
- TEMPERATURE:** -25°F to 180°F (-32°C to 82°C)
- PACKAGING:** Custom lengths polywrapped
- BRANDING:** Example: Goodyear® Style M Sand Suction
- COUPLINGS:** Contact fitting manufacturer for proper fitting recommendation and coupling procedure.
- NON-STOCK/SIZES:** Custom lengths available.
- ORDER CODES:** 541-267 (3/8" tube) 541-268 (3/4" tube)
541-265 (1/2" tube)

PLICORD® SAND SUCTION

ID		NOM. OD		BEND RADIUS		VACUUM HG		WEIGHT	
in.	mm.	in.	mm.	in.	mm.	in.	mm.	lb./ft.	kg./m.
4	101.6	5.31	134.9	40	1016	30	762	5.71	8.50
5	127.0	6.98	177.3	46	1168	30	762	9.47	14.09
6	152.4	7.54	191.5	52	1321	30	762	11.35	16.89
6 ⁵ / ₈	168.3	8.20	208.3	55	1397	30	762	13.96	20.77
8	203.2	9.63	244.6	62	1575	30	762	16.93	25.19
8 ⁵ / ₈	219.1	10.25	260.4	68	1727	30	762	17.85	26.56
10	254.0	11.81	300.0	76	1930	30	762	23.94	35.63
10 ³ / ₄	273.1	12.63	320.8	82	2083	30	762	25.68	38.22
12	304.8	13.91	353.3	91	2311	30	762	28.95	43.08
12 ³ / ₄	323.9	14.59	370.6	94	2388	30	762	29.98	44.61

GOODYEAR
ENGINEERED PRODUCTS

MATERIAL HANDLING

SANDBLAST DEADMAN



Product Specifications

- APPLICATION:** Double Line Sandblast Deadman hose is for use with systems for the automatic shut-off of sandblasting equipment at the operator end of the system. Used in a pneumatic closed circuit pattern, deadman hose is connected to air-actuated shut valves which, in turn, are controlled at all times by the sandblast operator via a "deadman" switch at the nozzle end of the sandblast hose.
- CONSTRUCTION**
TUBE: Premium-quality Versigard® synthetic rubber, RMA Class C (Limited Oil Resistance)
- COVER:** Yellow/Yellow Versigard, RMA Class C (Limited Oil Resistance)
- REINFORCEMENT:** Spiral-ply synthetic yarn
- TEMPERATURE:** -20°F to 190°F (-29°C to 88°C)
- PACKAGING:** 450'–750' reels, maximum 2 pieces, minimum length 25'
- BRANDING:** Continuous brand 3/16" ID (4.8mm) Sandblast Deadman. Made in USA. Goodyear®
- COUPLINGS:** Contact fitting manufacturer for proper fitting recommendation and coupling procedure.
- NON-STOCK/SIZES:** For special production run minimum requirements, see Appendix D.
- ORDER CODES:** 569-595 Yellow/Yellow
 569-616 Red/Blue
 569-627 Black/Yellow
 569-676 Red/Black
 569-696 Yellow/Gray
 569-628 Blue/Blue

SANDBLAST DEADMAN

ID		NOM. OD		MAX. WP		WEIGHT	
in.	mm.	in.	mm.	psi	Mpa	lb./ft.	kg./m.
3/16	4.8	0.44	11.2	200	1.38	0.14	0.21

AIR &
MULTIPURPOSE
General Purpose
Heavy Duty
Push-on

CHEMICAL
TRANSFER

CLEANING
EQUIPMENT

FOOD
Transfer
Washdown

MARINE

MATERIAL
HANDLING
Abrasives
Bulk Transfer
Cement & Concrete

MINING

PETROLEUM
Aircraft Fueling
Dispensing
Dock
Transfer

SPRAY

STEAM

VACUUM

VEYANCE

WATER
Discharge
Suction &
Discharge
Washdown

WELDING

COUPLING
SYSTEMS

APPENDIX

MATERIAL HANDLING

AIR &
MULTIPURPOSE
*General Purpose
Heavy Duty
Push-on*

CHEMICAL
TRANSFER

CLEANING
EQUIPMENT

FOOD
*Transfer
Washdown*

MARINE

**MATERIAL
HANDLING**
*Abrasives
Bulk Transfer
Cement & Concrete*

MINING

PETROLEUM
*Aircraft Fueling
Dispensing
Dock
Transfer*

SPRAY

STEAM

VACUUM

VEYANCE

WATER
*Discharge
Suction &
Discharge
Washdown*

WELDING

COUPLING
SYSTEMS

APPENDIX

SPIRAFLEX® AIR SEEDER HOSE



Product Specifications

- APPLICATION:** For dry conveying of seeds and other materials where abrasion is present and service conditions are moderate. Excellent for low-pressure blowing applications.
- CONSTRUCTION TUBE:** Clear thermoplastic urethane
- COVER:** Clear flexible vinyl
- REINFORCEMENT:** White rigid vinyl helix
- TEMPERATURE:** 0°F to 158°F (- 18°C to 70°C)
- PACKAGING:** Coil wrapped with cardboard and stretch film
- BRANDING:** Date code only
- COUPLINGS:** Contact fitting manufacturer for proper fitting recommendation and coupling procedure.
- ORDER CODES:** 586-450

SPIRAFLEX® AIR SEEDER

ID		NOM. OD		MAX. WP		BEND RADIUS		VACUUM HG		WEIGHT	
in.	mm.	in.	mm.	psi	Mpa	in.	mm.	in.	mm.	lb./ft.	kg./m.
1	25.4	1.25	32.0	60	.41	3	76.19	29	737	.195	0.29
1½	38.1	1.82	46.2	50	.34	4	101.60	29	737	.320	0.48
2	50.8	2.37	60.4	40	.27	5	127.00	29	737	.420	0.63
2½	63.5	2.87	72.9	40	.27	7	177.79	29	737	.650	0.99
3	76.2	3.42	86.8	35	.24	8	203.20	29	737	.890	1.33
4	101.6	4.50	114.4	27	.18	11	279.4	29	737	.997	1.48

MATERIAL HANDLING

SPIRATHANE™ HD



Product Specifications

APPLICATION:	For dry pneumatic conveying of solids where heavy duty abrasive conditions are present. Sizes 1½"–5" rated to full vacuum.	
CONSTRUCTION	Polyurethane RMA Class B (Medium Oil Resistance) with improved abrasion resistance	
TUBE:		
COVER:	High-density, low-temperature blue Pliovic® compound	
REINFORCEMENT:	High-density, rigid Pliovic® PVC helix	
TEMPERATURE:	0°F to 158°F (-18°C to 70°C)	
PACKAGING:	1½"–6"	100' lengths, coiled and polywrapped
	8"–10"	0' lengths, polytube with corrugated protection
BRANDING:	Not branded	
COUPLINGS:	Contact fitting manufacturer for proper fitting recommendation and coupling procedure.	
NON-STOCK/SIZES:	For special production run minimum requirements, see Appendix D.	
ORDER CODES:	586-407	

SPIRATHANE™ HD

ID		NOM. OD		MAX. WP		BEND RADIUS		VACUUM HG		WEIGHT	
in.	mm.	in.	mm.	psi	Mpa	in.	mm.	in.	mm.	lb./ft.	kg./m.
1½	38.1	1.86	47.2	50	0.34	4	99	29	737	0.34	0.51
2	50.8	2.47	62.7	50	0.34	6	140	29	737	0.63	0.94
2½	63.5	3.12	79.3	50	0.34	7	178	29	737	0.95	1.41
3	76.2	3.64	92.5	40	0.28	8	203	29	737	1.37	2.04
4	101.6	4.77	121.2	35	0.24	14	356	29	737	1.98	2.95
5	127.0	5.83	148.1	30	0.21	20	508	29	737	2.41	3.59
6	152.4	6.84	173.7	23	0.16	25	635	25	635	3.08	4.58
8	203.2	8.75	222.3	20	0.14	48	1219	25	635	4.53	6.74
10	254.0	10.96	278.4	20	0.14	75	1905	25	635	6.36	9.46

AIR &
MULTIPURPOSE
General Purpose
Heavy Duty
Push-on

CHEMICAL
TRANSFER

CLEANING
EQUIPMENT

FOOD
Transfer
Washdown

MARINE

MATERIAL
HANDLING

Abrasives
Bulk Transfer
Cement & Concrete

MINING

PETROLEUM
Aircraft Fueling
Dispensing
Dock
Transfer

SPRAY

STEAM

VACUUM

VEYANCE

WATER
Discharge
Suction &
Discharge
Washdown

WELDING

COUPLING
SYSTEMS

APPENDIX

MATERIAL HANDLING

AIR &
MULTIPURPOSE
*General Purpose
Heavy Duty
Push-on*

CHEMICAL
TRANSFER

CLEANING
EQUIPMENT

FOOD
*Transfer
Washdown*

MARINE

MATERIAL
HANDLING

Abrasives

*Bulk Transfer
Cement & Concrete*

MINING

PETROLEUM
*Aircraft Fueling
Dispensing
Dock
Transfer*

SPRAY

STEAM

VACUUM

VEYANCE

WATER
*Discharge
Suction &
Discharge
Washdown*

WELDING

COUPLING
SYSTEMS

APPENDIX

SPIRATHANE™ PT



Product Specifications



- APPLICATION:** For the transfer of a variety of dry, bulk, and abrasive materials. It is used in applications where static electrical buildup is common. For powders, plastic pellets and granular materials.
- CONSTRUCTION TUBE:** Polyurethane conforms to FDA standards.
- COVER:** High molecular weight, clear PVC, corrugated for flexibility.
- REINFORCEMENT:** High-density, rigid Pliovic® PVC helix with static wire placed between tube and cover.
- TEMPERATURE:** 0°F to 158°F (-18°C to 70°C)
- PACKAGING:** 100' lengths, coiled and polywrapped
- BRANDING:** Not branded
- COUPLINGS:** Contact fitting manufacturer for proper fitting recommendation and coupling procedure.
- NON-STOCK/SIZES:** For special production run minimum requirements, see Appendix D.
- ORDER CODES:** 586-489

SPIRATHANE™ PT

ID		NOM. OD		MAX. WP		BEND RADIUS		VACUUM HG		WEIGHT	
in.	mm.	in.	mm.	psi	Mpa	in.	mm.	in.	mm.	lb./ft.	kg./m.
1½	38.1	1.82	46.2	45	0.31	4	102	29	737	0.31	0.46
1¾	44.5	2.15	54.6	45	0.31	5	127	29	737	0.38	0.57
2	50.8	2.38	60.5	30	0.21	6	152	29	737	0.52	0.77
2¼	57.2	2.77	70.4	35	0.24	7	165	29	737	0.63	0.94
2½	63.5	3.03	77.0	30	0.21	7	178	29	737	0.69	1.03
3	76.2	3.63	92.2	30	0.21	8	203	29	737	1.15	1.71
4	101.6	4.76	120.9	27	0.19	14	356	29	737	1.63	2.43
5	127.0	5.83	148.1	27	0.19	20	508	29	737	2.13	3.17

MATERIAL HANDLING

SPIRATHANE™ LD



Product Specifications

- APPLICATION:** For dry pneumatic conveying of solid fines where abrasion is present and service conditions are moderate. Excellent for low-pressure blowing applications.
- CONSTRUCTION**
TUBE: Clear Polyurethane, RMA Class B (Medium Oil Resistance)
- REINFORCEMENT:** High-density rigid white Pliovic® helix
- TEMPERATURE:** 0°F to 158°F (-18°C to 70°C)
- PACKAGING:** 1½"–6" 100' lengths, coiled and polywrapped
8"–10" 20' lengths, polywrapped with corrugated protection
- BRANDING:** Not branded
- COUPLINGS:** Contact fitting manufacturer for proper fitting recommendation and coupling procedure.
- NON-STOCK/SIZES:** For special production run minimum requirements, see Appendix D.
- ORDER CODES:** 586-406

SPIRATHANE™ LD

ID		NOM. OD		MAX. WP		BEND RADIUS		VACUUM HG		WEIGHT	
in.	mm.	in.	mm.	psi	Mpa	in.	mm.	in.	mm.	lb./ft.	kg./m.
1½	38.1	1.84	46.7	30	0.21	2	51	22	559	0.25	0.37
2	50.8	2.35	59.7	25	0.17	3	71	21	533	0.34	0.51
2½	63.5	2.89	73.4	20	0.14	4	89	19	483	0.44	0.65
3	76.2	3.45	87.6	20	0.14	4	102	18	457	0.60	0.89
4	101.6	4.53	115.1	15	0.10	7	178	13	330	0.88	1.31
5	127.0	5.56	141.2	10	0.07	8	203	10	254	1.09	1.62
6	152.4	6.57	166.9	10	0.07	12	305	7	178	1.53	2.28
8	203.2	8.59	218.2	6	0.04	23	584	5	127	1.73	2.57
10	254.0	10.75	273.1	5	0.03	30	762	4	102	2.75	4.09

AIR &
MULTIPURPOSE
General Purpose
Heavy Duty
Push-on

CHEMICAL
TRANSFER

CLEANING
EQUIPMENT

FOOD
Transfer
Washdown

MARINE

MATERIAL
HANDLING

Abrasives
Bulk Transfer
Cement & Concrete

MINING

PETROLEUM
Aircraft Fueling
Dispensing
Dock
Transfer

SPRAY

STEAM

VACUUM

VEYANCE

WATER
Discharge
Suction &
Discharge
Washdown

WELDING

COUPLING
SYSTEMS

APPENDIX

MATERIAL HANDLING

BULK TRANSFER



	Page	Food Grade	Static Dissipating/ Static Conducting Tube	Temp Range	Suction	Discharge Only
Black Softwall	121		Yes	-25°F to 180°F		Yes
Flextra® Dry Material	124		Yes	-40°F to 180°F	Yes	
Plicord® Torridair™ Hot Air Blower	122			-40°F to 400°F	Yes	
Pyroflex® II Hot Air	123			-20°F to 325°F	Yes	
Spiraflex® Mulch Blower	125			0°F to 158°F		
Tan Flextra®	127	Yes		-40°F to 180°F	Yes	
Tan Flexwing®	126	Yes		-40°F to 180°F	Yes	
Tan Softwall	128	Yes		-40°F to 180°F		Yes

AIR &
MULTIPURPOSE
General Purpose
Heavy Duty
Push-on

CHEMICAL
TRANSFER

CLEANING
EQUIPMENT

FOOD
Transfer
Washdown

MARINE

**MATERIAL
HANDLING**
Abrasives
Bulk Transfer
Cement & Concrete

MINING

PETROLEUM
Aircraft Fueling
Dispensing
Dock
Transfer

SPRAY

STEAM

VACUUM

VEYANCE

WATER
Discharge
Suction &
Discharge
Washdown

WELDING

COUPLING
SYSTEMS

APPENDIX

MATERIAL HANDLING

BLACK SOFTWALL



Product Specifications

- APPLICATION:** For the discharge of dry bulk cement from tank truck and in-plant service.
- CONSTRUCTION**
 - TUBE:** 1/8" (static dissipating/static conductive) Black Tufsyn® synthetic rubber. Available in 1/8", 3/16", and 1/4" tube gauges
 - COVER:** Black Plioflex® synthetic rubber with white spiral stripe (wrapped impression)
- REINFORCEMENT:** Spiral-ply synthetic fabric
- TEMPERATURE:** -25°F to 180°F (-32°C to 82°C)
- PACKAGING:** 100' lengths, coiled and polywrapped
- BRANDING (SPIRAL):** Example: Goodyear® Black Softwall
- COUPLINGS:** Contact fitting manufacturer for proper fitting recommendation and coupling procedure. Use Goodyear Engineered Products Insta-Lock Cam & Groove Fittings with this product. See the Coupling Systems information pages at the back of the catalog.
- NON-STOCK/SIZES:** For special production run minimum requirements, see Appendix D.
- ORDER CODES:** 549-152 (1/8" tube gauge 50psi) 549-149 (3/16" tube gauge 75psi)
549-148 (1/4" tube gauge 50psi)

AIR &
MULTIPURPOSE
General Purpose
Heavy Duty
Push-on

CHEMICAL
TRANSFER

CLEANING
EQUIPMENT

FOOD
Transfer
Washdown

MARINE

MATERIAL
HANDLING
Abrasives

Bulk Transfer
Cement & Concrete

MINING

PETROLEUM
Aircraft Fueling
Dispensing
Dock
Transfer

SPRAY

STEAM

VACUUM

VEYANCE

WATER
Discharge
Suction &
Discharge
Washdown

WELDING

COUPLING
SYSTEMS

APPENDIX

BLACK SOFTWALL

ORDER CODES: 549-152-0

DIA	ID	OD	WEIGHT
PO	mm.	mm.	#/ft.
1¾	45.1	57.5	0.81
2	51.2	61.4	0.73
2¼	57.4	72.6	1.26
3	76.1	86.3	1.05
3½	90.0	100.2	1.23
4	102.1	112.3	1.38
4½	114.6	125.4	1.64
5	127.4	138.2	1.82
6	152.7	163.9	2.25

BLACK SOFTWALL

ORDER CODES: 549-149-0

DIA	ID	OD	WEIGHT
PO	mm.	mm.	#/ft.
2	51.2	64.6	0.98
2¼	57.4	72.6	1.25
4	102.1	116.2	1.92
4½	114.6	129.0	2.21
5	127.4	141.8	2.44
5½	140.1	154.5	2.67
6	152.7	167.7	3.01

BLACK SOFTWALL

ORDER CODES: 549-148-0

DIA	ID	OD	WEIGHT
PO	mm.	mm.	#/ft.
2	51.2	67.8	1.24
2¾	60.8	77.4	1.43
4	102.1	118.7	2.29
4½	114.6	131.8	2.65
5	127.4	145.0	3
6	152.7	170.3	3.56

MATERIAL HANDLING

AIR &
MULTIPURPOSE
*General Purpose
Heavy Duty
Push-on*

CHEMICAL
TRANSFER

CLEANING
EQUIPMENT

FOOD
*Transfer
Washdown*

MARINE

**MATERIAL
HANDLING**
*Abrasives
Bulk Transfer
Cement & Concrete*

MINING

PETROLEUM
*Aircraft Fueling
Dispensing
Dock
Transfer*

SPRAY

STEAM

VACUUM

VEYANCE

WATER
*Discharge
Suction &
Discharge
Washdown*

WELDING

COUPLING
SYSTEMS

APPENDIX

PLICORD® TORRIDAIR™ HOT AIR BLOWER



Product Specifications

- APPLICATION:** Designed to transfer hot, non-oily air (up to 400°F) from manifold blowers or in-plant compressors to holding tanks used in the transfer of dry bulk materials.
- CONSTRUCTION TUBE:** Black, STF (Super Thermo-Flo) Versigard® synthetic rubber
- COVER:** Black, weather-resistant, STF (Super Thermo-Flo) Versigard® synthetic rubber (wrapped impression)
- REINFORCEMENT:** Spiral-plyed synthetic fabric with double wire helix
- TEMPERATURE:** -40°F to 400°F (-40°C to 204°C)
- PACKAGING:** 100' lengths, coiled and polywrapped
- BRANDING (SPIRAL):** Example: Goodyear® Torridair™ Blower Hose 400°F
- COUPLINGS:** Contact fitting manufacturer for proper fitting recommendation and coupling procedure. Use Goodyear Engineered Products Insta-Lock Cam & Groove Fittings with this product. See the Coupling Systems information pages at the back of the catalog.
- NON-STOCK/SIZES:** For special production run minimum requirements, see Appendix D.
- ORDER CODES:** 549-856

PLICORD® TORRIDAIR™

	ID		NOM. OD		MAX. WP		BEND RADIUS		VACUUM HG		WEIGHT	
	in.	mm.	in.	mm.	psi	Mpa	in.	mm.	in.	mm.	lb./ft.	kg./m.
STEAM	1¼	31.8	1.73	44.0	100	0.52	3	75	29	737	0.66	0.98
	1½	38.1	1.97	50.1	100	0.52	4	100	29	737	0.79	1.18
VACUUM	2	50.8	2.51	63.8	100	0.52	5	127	29	737	1.06	1.58
	2½	63.5	3.00	76.2	100	0.52	6	152	29	737	1.35	2.01
VEYANCE	3	76.2	3.53	89.7	100	0.52	7	178	29	737	1.84	2.74
	4	101.6	4.60	116.8	100	0.69	16	400	29	737	2.47	3.68
WATER <i>Discharge Suction & Discharge Washdown</i>	4½	114.3	5.14	130.5	100	0.69	20	500	29	737	2.93	4.37
	5	127.0	5.65	143.5	100	0.69	25	625	29	737	3.56	5.30
	6	152.4	6.70	170.0	100	0.69	30	750	29	737	4.46	6.65

GOODYEAR
ENGINEERED PRODUCTS

MATERIAL HANDLING

PYROFLEX® II HOT AIR



Product Specifications

- APPLICATION:** For conveying hot air from compressors to tanks on bulk dry material carriers.
- CONSTRUCTION**
TUBE: Black heat-resistant Versigard® synthetic rubber
- COVER:** Heat-resistant black Versigard synthetic rubber with orange spiral stripe (wrapped impression)
- REINFORCEMENT:** Spiral-plied synthetic fabric with wire helix
- TEMPERATURE:** -20°F to 325°F (-29°C to 163°C)
- PACKAGING:** 100' lengths, coiled and polywrapped
- BRANDING (SPIRAL):** Example: Goodyear® Pyroflex® II Hot Air
- COUPLINGS:** Contact fitting manufacturer for proper fitting recommendation and coupling procedure. Use Goodyear Engineered Products Insta-Lock Cam & Groove Fittings with this product. See the Coupling Systems information pages at the back of the catalog.
- NON-STOCK/SIZES:** For special production run minimum requirements, see Appendix D.
- ORDER CODES:** 549-394

PYROFLEX® II HOT AIR

ID		NOM. OD		MAX. WP		BEND RADIUS		VACUUM HG		WEIGHT	
in.	mm.	in.	mm.	psi	Mpa	in.	mm.	in.	mm.	lb./ft.	kg./m.
2	50.8	2.55	64.8	100	0.34	5	127	29	737	1.22	1.82
3	76.2	3.55	90.2	100	0.34	7	178	29	737	1.93	2.87
4	101.6	4.61	117.1	100	0.34	10	254	29	737	2.65	3.94
5	127.0	5.60	142.3	100	0.35	25	625	29	737	3.78	5.63
6	152.4	6.74	171.1	100	0.35	30	750	29	737	4.80	7.15

AIR &
MULTIPURPOSE
General Purpose
Heavy Duty
Push-on

CHEMICAL
TRANSFER

CLEANING
EQUIPMENT

FOOD
Transfer
Washdown

MARINE

MATERIAL
HANDLING
Abrasives
Bulk Transfer
Cement & Concrete

MINING

PETROLEUM
Aircraft Fueling
Dispensing
Dock
Transfer

SPRAY

STEAM

VACUUM

VEYANCE

WATER
Discharge
Suction &
Discharge
Washdown

WELDING

COUPLING
SYSTEMS

APPENDIX

MATERIAL HANDLING

AIR &
MULTIPURPOSE
*General Purpose
Heavy Duty
Push-on*

CHEMICAL
TRANSFER

CLEANING
EQUIPMENT

FOOD
*Transfer
Washdown*

MARINE

MATERIAL
HANDLING
*Abrasives
Bulk Transfer
Cement & Concrete*

MINING

PETROLEUM
*Aircraft Fueling
Dispensing
Dock
Transfer*

SPRAY

STEAM

VACUUM

VEYANCE

WATER
*Discharge
Suction &
Discharge
Washdown*

WELDING

COUPLING
SYSTEMS

APPENDIX

FLEXTRA® DRY MATERIAL



Product Specifications

APPLICATION:	A static dissipating/static conductive hose for tank truck and in-plant service. Used to convey nonoily abrasive materials such as sand, limestone and plastic pellets. Recommended where static buildup can be a problem.
CONSTRUCTION	
TUBE:	3/16" Gauge Black Tufsyn® synthetic rubber (static dissipating/static conductive)
COVER:	Black Plioflex® synthetic rubber (corrugated) with yellow spiral band (wrapped impression)
REINFORCEMENT:	Spiral-plied synthetic fabric with wire helix
TEMPERATURE:	-40°F to 180°F (-40°C to 82°C)
PACKAGING:	100' lengths, coiled and polywrapped
BRANDING (SPIRAL):	Example: Goodyear® Flextra® Dry Material 75 psi WP
COUPLINGS:	Contact fitting manufacturer for proper fitting recommendation and coupling procedure.
NON-STOCK/SIZES:	For special production run minimum requirements, see Appendix D.
ORDER CODES:	549-126

FLEXTRA® DRY MATERIAL

ID		NOM. OD		MAX. WP		BEND RADIUS		VACUUM HG		WEIGHT	
in.	mm.	in.	mm.	psi	Mpa	in.	mm.	in.	mm.	lb./ft.	kg./m.
1	25.4	1.58	40.1	75	0.52	3	76	29	737	0.68	1.01
1½	38.1	2.11	53.6	75	0.52	4	89	29	737	1.03	1.53
2	50.8	2.63	66.8	75	0.52	4	102	29	737	1.29	1.92
2½	63.5	3.13	79.5	75	0.52	5	127	29	737	1.65	2.46
3	76.2	3.69	93.7	75	0.52	6	152	29	737	2.15	3.20
4	101.6	4.75	120.7	75	0.52	9	229	29	737	3.09	4.60
5	127.0	5.78	146.9	75	0.52	20	500	29	737	4.16	6.20
6	152.4	6.81	173.1	75	0.52	24	600	29	737	5.47	8.15

SPIRAFLEX® MULCH BLOWER



NEW

Product Specifications

- APPLICATION:** For dry conveying of mulch and other materials where abrasion is present and service conditions are moderate. Excellent for low-pressure blowing applications.
- CONSTRUCTION TUBE:** Clear Flexible PVC
- REINFORCEMENT:** Black Rigid PVC Helix
- TEMPERATURE:** 0°F to 158°F (-18°C to 70°C)
- PACKAGING:** 50'/100' coils. Covered with corrugated cardboard and wrapped with clear stretch film
- BRANDING:** Not branded
- COUPLINGS:** Contact fitting manufacturer for proper fitting recommendation and coupling procedure.
- ORDER CODES:** 586-479

SPIRAFLEX® MULCH BLOWER

ID		NOM. OD		MAX. WP		BEND RADIUS		VACUUM HG		WEIGHT	
in.	mm.	in.	mm.	psi	Mpa	in.	mm.	in.	mm.	lb./ft.	kg./m.
4	101.6	4.46	113.2	15	0.10	6	152.4	29	737	1.00	1.49
5	127.0	5.61	142.4	15	0.10	9	228.6	29	737	1.60	2.38
6	152.4	6.54	166.2	15	0.10	15	381.0	29	737	2.00	2.98

AIR &
MULTIPURPOSE
General Purpose
Heavy Duty
Push-on

CHEMICAL
TRANSFER

CLEANING
EQUIPMENT

FOOD
Transfer
Washdown

MARINE

MATERIAL
HANDLING
Abrasives
Bulk Transfer
Cement & Concrete

MINING

PETROLEUM
Aircraft Fueling
Dispensing
Dock
Transfer

SPRAY

STEAM

VACUUM

VEYANCE

WATER
Discharge
Suction &
Discharge
Washdown

WELDING

COUPLING
SYSTEMS

APPENDIX

MATERIAL HANDLING

AIR &
MULTIPURPOSE
*General Purpose
Heavy Duty
Push-on*

CHEMICAL
TRANSFER

CLEANING
EQUIPMENT

FOOD
*Transfer
Washdown*

MARINE

MATERIAL
HANDLING
*Abrasives
Bulk Transfer
Cement & Concrete*

MINING

PETROLEUM
*Aircraft Fueling
Dispensing
Dock
Transfer*

SPRAY

STEAM

VACUUM

VEYANCE

WATER
*Discharge
Suction &
Discharge
Washdown*

WELDING

COUPLING
SYSTEMS

APPENDIX

TAN FLEXWING®



Product Specifications

APPLICATION: Tan Flexwing® is for acids, alcohol bases and salt solutions.

CONSTRUCTION

TUBE: Tan Pureten™ gum rubber (non oil-resistant) (FDA/USDA compliant)

COVER: Tan Plioflex® synthetic rubber (non oil-resistant) with blue spiral stripe (wrapped impression)

REINFORCEMENT: Spiral-plyed synthetic fabric with wire helix

TEMPERATURE: -40°F to 180°F (-40°C to 82°C)

PACKAGING: 100' lengths, coiled and polywrapped

BRANDING (SPIRAL): Example: Goodyear® Tan Flexwing® with Pureten™ 150 psi WP

COUPLINGS: Contact fitting manufacturer for proper fitting recommendation and coupling procedure.

NON-STOCK/SIZES: For special production run minimum requirements, see Appendix D.

ORDER CODES: 546-068

TAN FLEXWING®

ID		NOM. OD		MAX. WP		BEND RADIUS		VACUUM HG		WEIGHT	
in.	mm.	in.	mm.	psi	Mpa	in.	mm.	in.	mm.	lb./ft.	kg./m.
1	25.4	1.61	40.9	150	1.03	3.5	89	29	737	0.75	1.12
1¼	31.8	1.91	48.5	150	1.03	4.0	102	29	737	0.95	1.41
1½	38.1	2.14	54.4	150	1.03	4.0	102	29	737	1.08	1.61
2	50.8	2.68	68.1	150	1.03	5.0	127	29	737	1.44	2.14
2½	63.5	3.24	82.3	150	1.03	6.0	152	29	737	1.93	2.87
3	76.2	3.75	95.3	150	1.03	7.0	178	29	737	2.32	3.45
4	101.6	4.83	122.7	150	1.03	10.0	254	29	737	3.39	5.04
6	152.4	6.96	176.8	150	1.03	30.0	762	29	737	6.04	8.99



MATERIAL HANDLING

TAN FLEXTRA®



Product Specifications



- APPLICATION:** For tank truck and in-plant service. Used to convey non-oily abrasive materials such as sand, limestone, plastic pellets and dry abrasive food products.
- CONSTRUCTION TUBE:** Pureten™ gum rubber (FDA/USDA compliant)
- COVER:** Tan Plioflex® gum rubber (corrugated) with yellow spiral stripe (wrapped impression)
- REINFORCEMENT:** Spiral-ply synthetic fabric with wire helix
- TEMPERATURE:** -40°F to 180°F (-40°C to 82°C)
- PACKAGING:** 1½"–4" 100' lengths, coiled and polywrapped
5"–6" 50' lengths, coiled and polywrapped
- BRANDING (SPIRAL):** Example: Goodyear® Tan Flextra® with Pureten™ 75 psi WP
- COUPLINGS:** Contact fitting manufacturer for proper fitting recommendation and coupling procedure.
- NON-STOCK/SIZES:** For special production run minimum requirements, see Appendix D.
- ORDER CODES:** 549-116

TAN FLEXTRA®

ID		NOM. OD		MAX. WP		BEND RADIUS		VACUUM HG		WEIGHT	
in.	mm.	in.	mm.	psi	Mpa	in.	mm.	in.	mm.	lb./ft.	kg./m.
1½	38.0	2.09	53.1	75	0.52	4	102	29	737	0.99	1.47
2	50.8	2.60	66.0	75	0.52	4	102	29	737	1.21	1.80
3	76.2	3.63	92.2	75	0.52	6	152	29	737	1.94	2.89
4	101.6	4.69	119.1	75	0.52	9	229	29	737	2.74	4.08
5	127.0	5.78	146.8	75	0.52	12	305	29	737	4.26	6.34
6	152.4	6.78	172.2	75	0.52	15	381	29	737	4.92	7.32

AIR &
MULTIPURPOSE
General Purpose
Heavy Duty
Push-on

CHEMICAL
TRANSFER

CLEANING
EQUIPMENT

FOOD
Transfer
Washdown

MARINE

MATERIAL
HANDLING
Abrasives
Bulk Transfer
Cement & Concrete

MINING

PETROLEUM
Aircraft Fueling
Dispensing
Dock
Transfer

SPRAY

STEAM

VACUUM

VEYANCE

WATER
Discharge
Suction &
Discharge
Washdown

WELDING

COUPLING
SYSTEMS

APPENDIX



MATERIAL HANDLING

AIR &
MULTIPURPOSE
General Purpose
Heavy Duty
Push-on

CHEMICAL
TRANSFER

CLEANING
EQUIPMENT

FOOD
Transfer
Washdown

MARINE

**MATERIAL
HANDLING**
Abrasives
Bulk Transfer
Cement & Concrete

MINING

PETROLEUM
Aircraft Fueling
Dispensing
Dock
Transfer

SPRAY

STEAM

VACUUM

VEYANCE

WATER
Discharge
Suction &
Discharge
Washdown

WELDING

COUPLING
SYSTEMS

APPENDIX

TAN SOFTWALL



Product Specifications

APPLICATION: A fabric-reinforced hose for the discharge of nonoily abrasive materials such as sand, limestone, gravel, plastic pellets and dry food products. For use where static electrical buildup is not a problem.

CONSTRUCTION
TUBE: Tan Pureten™ gum rubber (FDA/USDA compliant)

COVER: Tan Plioflex® synthetic rubber (wrapped impression)

REINFORCEMENT: Spiral-plyed synthetic fabric with static wire

TEMPERATURE: -40°F to 180°F (-40°C to 82°C)

PACKAGING: 2"–4" 100' lengths, coiled and polywrapped
5"–6" 50' lengths, coiled and polywrapped

BRANDING (SPIRAL): Example: Goodyear® Tan Softwall with Pureten™ 75 psi WP

COUPLINGS: Contact fitting manufacturer for proper fitting recommendation and coupling procedure.

NON-STOCK/SIZES: For special production run minimum requirements, see Appendix D.

ORDER CODES: 549-040

TAN SOFTWALL

ID		NOM. OD		MAX. WP		WEIGHT	
in.	mm.	in.	mm.	psi	Mpa	lb./ft.	kg./m.
2	50.8	2.68	68.1	75	0.52	1.22	1.82
3	76.2	3.69	93.7	75	0.52	1.80	2.68
4	101.6	4.78	121.4	75	0.52	2.61	3.88
5	127.0	5.77	146.6	75	0.52	3.19	4.75
6	152.4	6.77	172.0	75	0.52	3.78	5.63

GOODYEAR
ENGINEERED PRODUCTS

MATERIAL HANDLING

CEMENT & CONCRETE



	Page	Textile	Wire
Allcrete® Textile (plaster, grout & concrete)	131	Yes	
Allcrete® Wire	132		Yes
PGC Placement Textile	133	Yes	
Plicord® Auger Arc Piling	130	Yes	
Plicord® Guniting (tan)	134	Yes	

AIR &
MULTIPURPOSE
General Purpose
Heavy Duty
Push-on

CHEMICAL
TRANSFER

CLEANING
EQUIPMENT

FOOD
Transfer
Washdown

MARINE

**MATERIAL
HANDLING**
Abrasives
Bulk Transfer
Cement & Concrete

MINING

PETROLEUM
Aircraft Fueling
Dispensing
Dock
Transfer

SPRAY

STEAM

VACUUM

VEYANCE

WATER
Discharge
Suction &
Discharge
Washdown

WELDING

COUPLING
SYSTEMS

APPENDIX

MATERIAL HANDLING

AIR &
MULTIPURPOSE
General Purpose
Heavy Duty
Push-on

CHEMICAL
TRANSFER

CLEANING
EQUIPMENT

FOOD
Transfer
Washdown

MARINE

**MATERIAL
HANDLING**
Abrasives
Bulk Transfer
Cement & Concrete

MINING

PETROLEUM
Aircraft Fueling
Dispensing
Dock
Transfer

SPRAY

STEAM

VACUUM

VEYANCE

WATER
Discharge
Suction &
Discharge
Washdown

WELDING

COUPLING
SYSTEMS

APPENDIX

PLICORD® AUGER ARC PILING



Product Specifications

APPLICATION: For use in handling a multitude of materials being pumped to concrete forms and structures.

CONSTRUCTION

TUBE: Black Tufsyn®

COVER: Black SBR with gray abrasion-resistant spiral strip

REINFORCEMENT: 6 fabric plies with boot straps

TEMPERATURE: -35°F to 180°F (-37°C to 82°C)

PACKAGING: 50' lengths, coiled and poly-wrapped

BRANDING (SPIRAL): Example: Goodyear® Auger ARC Piling

COUPLINGS: Contact fitting manufacturer for proper fitting recommendation and coupling procedure.

NON-STOCK/SIZES: For special production run minimum requirements, see Appendix D.

ORDER CODES: 549-815

PLICORD® AUGER ARC PILING

ID		NOM. OD		MAX. WP		WEIGHT	
in.	mm.	in.	mm.	psi	Mpa	lb./ft.	kg./m.
2	50.8	3.03	77.0	1000	6.9	1.92	2.86
2½	63.5	3.48	88.4	800	5.5	2.18	3.24
3	76.2	4.02	102.1	800	5.5	2.66	3.96

MATERIAL HANDLING

ALLCRETE® TEXTILE PLASTER, GROUT & CONCRETE



Product Specifications

APPLICATION:	For use in plaster & grout and shotcrete applications, handling a multitude of materials being pumped to concrete structures, dams, tunnel faces, swimming pools, etc. For use as a flexible connection between pumping equipment and hard piping. Exceeds ASME B30.27-2009. 2:1 WP to burst ratio.
CONSTRUCTION	
TUBE:	Black Tufsyn® synthetic rubber
COVER:	Black Plioflex® rubber (wrapped impression)
REINFORCEMENT:	Spiral-plyed high-strength fabric
TEMPERATURE:	-25°F to 180°F (-32°C to 82°C)
PACKAGING:	50' lengths, coiled and polywrapped
BRANDING (SPIRAL):	Example: Allcrete® Textile Ply Plaster, Grout Concrete Goodyear® 2" 1233 psi / 85 Bars WP Weight filled with concrete (150 lbs/ft³). Exceeds ASME B30.27-2009
COUPLINGS:	Contact fitting manufacturer for proper fitting recommendation and coupling procedure.
NON-STOCK/SIZES:	For special production run minimum requirements, see Appendix D.
ORDER CODES:	549-638

ALLCRETE® TEXTILE

ID		NOM. OD		MAX. WP		WEIGHT	
in.	mm.	in.	mm.	psi	Mpa	lb./ft.	kg./m.
1	25.4	1.67	42.3	1233	8.5	0.67	1.00
1¼	32.0	1.93	49.0	1233	8.5	0.80	1.19
1½	38.1	2.31	58.7	1233	8.5	1.14	1.70
2	51.6	2.83	71.8	1233	8.5	1.46	2.18
2½	63.7	3.40	86.3	1233	8.5	1.96	2.92
3	76.1	3.92	99.6	1233	8.5	2.39	3.56
4	102.1	4.96	126.0	1233	8.5	3.16	4.67
5	127.0	6.06	153.3	1233	8.5	4.22	6.25

AIR &
MULTIPURPOSE
General Purpose
Heavy Duty
Push-on

CHEMICAL
TRANSFER

CLEANING
EQUIPMENT

FOOD
Transfer
Washdown

MARINE

MATERIAL
HANDLING
Abrasives
Bulk Transfer
Cement & Concrete

MINING

PETROLEUM
Aircraft Fueling
Dispensing
Dock
Transfer

SPRAY

STEAM

VACUUM

VEYANCE

WATER
Discharge
Suction &
Discharge
Washdown

WELDING

COUPLING
SYSTEMS

APPENDIX

MATERIAL HANDLING

AIR &
MULTIPURPOSE
*General Purpose
Heavy Duty
Push-on*

CHEMICAL
TRANSFER

CLEANING
EQUIPMENT

FOOD
*Transfer
Washdown*

MARINE

**MATERIAL
HANDLING**
*Abrasives
Bulk Transfer
Cement & Concrete*

MINING

PETROLEUM
*Aircraft Fueling
Dispensing
Dock
Transfer*

SPRAY

STEAM

VACUUM

VEYANCE

WATER
*Discharge
Suction &
Discharge
Washdown*

WELDING

COUPLING
SYSTEMS

APPENDIX

ALLCRETE® WIRE



Product Specifications

APPLICATION: For handling wet concrete with high head pressures at the critical flex areas of a concrete boom truck and as a discharge hose on the delivery end of high-pressure concrete pumps. Exceeds ASME B30.27-2009. 2:1 WP to burst ratio.

**CONSTRUCTION
TUBE:** Black Tufsyn® synthetic rubber

COVER: Black Plioflex® rubber (wrapped impression)

REINFORCEMENT: Spiral-plied high-strength wire

TEMPERATURE: -40°F to 180°F (-40°C to 82°C)

PACKAGING: 50' lengths, coiled and polywrapped

BRANDING (SPIRAL): Allcrete® Steel Reinforced Concrete Hose Goodyear® 3" ID 1233 psi / 85 Bars WP. Weight filled with concrete (150 lbs/ft³). Exceeds ASME B30.27-2009

COUPLINGS: Contact fitting manufacturer for proper fitting recommendation and coupling procedure.

NON-STOCK/SIZES: For special production run minimum requirements, see Appendix D.

ORDER CODES: 549-670


ALLCRETE® WIRE

ID		NOM. OD		MAX. WP		BEND RADIUS		WEIGHT	
in.	mm.	in.	mm.	psi	Mpa	in.	mm.	lb./ft.	kg./m.
2	50.8	3.01	76.4	1233	8.5	9	275	2.75	4.10
2½	63.5	3.50	88.9	1233	8.5	12	300	3.28	4.92
3	76.2	3.98	101.3	1233	8.5	14	350	3.80	5.65
4	101.6	5.02	127.4	1233	8.5	16	400	4.90	7.29
5	127.0	6.00	152.5	1233	8.5	20	500	5.98	8.90

GOODYEAR
ENGINEERED PRODUCTS

MATERIAL HANDLING

PGC PLACEMENT TEXTILE



Product Specifications

- APPLICATION:** An economical version of our Plicord® Allcrete® Textile hose. For use in plaster & grout and shotcrete applications, handling a multitude of materials being pumped to concrete structures, dams, tunnel faces, swimming pools, etc. Meets ASME B30.27-2009. 2:1 WP to burst ratio.
- CONSTRUCTION TUBE:** Black Tufsyn® synthetic rubber
- COVER:** Black Plioflex® rubber (wrapped impression).
- REINFORCEMENT:** Spiral-plied high-strength fabric.
- TEMPERATURE:** -25°F to 180°F (-32°C to 82°C)
- PACKAGING:** 50' lengths, coiled and polywrapped.
- BRANDING (SPIRAL):** Goodyear® PGC Concrete 1,233 psi / 85 Bars WP
- COUPLINGS:** Contact fitting manufacturer for proper fitting recommendation and coupling procedure.
- NON-STOCK/SIZES:** For special production run minimum requirements, see Appendix D.
- ORDER CODES:** 549-822

AIR &
MULTIPURPOSE
*General Purpose
Heavy Duty
Push-on*

CHEMICAL
TRANSFER

CLEANING
EQUIPMENT

FOOD
*Transfer
Washdown*

MARINE

**MATERIAL
HANDLING**
*Abrasives
Bulk Transfer
Cement & Concrete*

MINING

PETROLEUM
*Aircraft Fueling
Dispensing
Dock
Transfer*

SPRAY

STEAM

VACUUM

VEYANCE

WATER
*Discharge
Suction &
Discharge
Washdown*

WELDING

COUPLING
SYSTEMS

APPENDIX

PGC PLACEMENT TEXTILE

ID		NOM. OD		MAX. WP		WEIGHT	
in.	mm.	in.	mm.	psi	Mpa	lb./ft.	kg./m.
1	25.3	1.56	39.7	1,233	8.5	0.58	0.86
1¼	32.0	1.88	47.7	1,233	8.5	0.76	1.13
1½	38.0	2.13	53.7	1,233	8.5	0.87	1.30
2	51.2	2.69	67.1	1,233	8.5	1.13	1.68
2½	63.4	3.25	82.3	1,233	8.5	1.59	2.37
3	76.1	3.81	96.8	1,233	8.5	2.12	3.16
3½	90.0	4.38	111.9	1,233	8.5	2.63	3.92
4	102.0	4.94	125.6	1,233	8.5	3.10	4.62

MATERIAL HANDLING

AIR &
MULTIPURPOSE
*General Purpose
Heavy Duty
Push-on*

CHEMICAL
TRANSFER

CLEANING
EQUIPMENT

FOOD
*Transfer
Washdown*

MARINE

**MATERIAL
HANDLING**
*Abrasives
Bulk Transfer
Cement & Concrete*

MINING

PETROLEUM
*Aircraft Fueling
Dispensing
Dock
Transfer*

SPRAY

STEAM

VACUUM

VEYANCE

WATER
*Discharge
Suction &
Discharge
Washdown*

WELDING

COUPLING
SYSTEMS

APPENDIX

PLICORD® GUNITE TAN



Product Specifications

APPLICATION:	For the efficient transfer of sand and cement to the placement mixing gun nozzle. Recommended for all types of gunning applications.
CONSTRUCTION	
TUBE:	Tan Pureten™ gum rubber or black Tufsyn® rubber
COVER:	Tan Plioflex® synthetic rubber (wrapped impression)
REINFORCEMENT:	Spiral-plied synthetic fabric
TEMPERATURE:	-40°F to 180°F (-40°C to 82°C)
PACKAGING:	50' lengths, coiled and polywrapped
BRANDING (SPIRAL):	Example: Goodyear® Gunite 150 Max WP
COUPLINGS:	Contact fitting manufacturer for proper fitting recommendation and coupling procedure.
NON-STOCK/SIZES:	For special production run minimum requirements, see Appendix D.
ORDER CODES:	549-862 (tan Pureten) 549-863 (black Tufsyn) 549-865 (tan Pureten with anti-static wires)

PLICORD® GUNITE

ID		NOM. OD		MAX. WP		WEIGHT	
in.	mm.	in.	mm.	psi	Mpa	lb./ft.	kg./m.
1¼	31.8	2.16	54.9	150	1.03	1.24	1.85
1½	38.1	2.43	61.7	150	1.03	1.48	2.20
1⅝	41.3	2.58	65.5	150	1.03	1.60	2.38
1¾	44.5	2.70	68.6	150	1.03	1.68	2.50
2	50.8	2.94	74.7	150	1.03	1.86	2.77

MINING



	Page	Thermoplastic	Rubber	MSHA	Temp Range	Static Dissipating Tube
Brigade™ Mine	137	Yes		Yes	-10°F to 150°F	
Flextra® Rock Dust	138		Yes	Yes	-25°F to 200°F	Yes
M&P Mine Conduit	139		Yes	Yes	-20°F to 200°F	
Mine Spray	136		Yes	Yes	0°F to 200°F	
Plicord® Ammonium Nitrate Pellet	140		Yes		-25°F to 200°F	Yes
Plicord® Mine Conduit	141		Yes	Yes	-40°F to 200°F	
Spiraflex® Cable Guard	142	Yes		Yes	0°F to 150°F	
Spiraflex® Red	221	Yes		Yes	-10°F to 150°F	
Spiraflex® Rock Dust	143	Yes		Yes	0°F to 158°F	
Spiraflex® Yellow	222	Yes		Yes	-10°F to 150°F	
TunnelCote™ Rock Dust - Black Cover	144		Yes	Yes	-25°F to 200°F	Yes

AIR &
MULTIPURPOSE
General Purpose
Heavy Duty
Push-on

CHEMICAL
TRANSFER

CLEANING
EQUIPMENT

FOOD
Transfer
Washdown

MARINE

MATERIAL
HANDLING
Abrasives
Bulk Transfer
Cement & Concrete

MINING

PETROLEUM
Aircraft Fueling
Dispensing
Dock
Transfer

SPRAY

STEAM

VACUUM

VEYANCE

WATER
Discharge
Suction &
Discharge
Washdown

WELDING

COUPLING
SYSTEMS

APPENDIX

AIR &
MULTIPURPOSE
*General Purpose
Heavy Duty
Push-on*

CHEMICAL
TRANSFER

CLEANING
EQUIPMENT

FOOD
*Transfer
Washdown*

MARINE

MATERIAL
HANDLING
*Abrasives
Bulk Transfer
Cement & Concrete*

MINING

PETROLEUM
*Aircraft Fueling
Dispensing
Dock
Transfer*

SPRAY

STEAM

VACUUM

VEYANCE

WATER
*Discharge
Suction &
Discharge
Washdown*

WELDING

COUPLING
SYSTEMS

APPENDIX

MINE SPRAY



Product Specifications

- APPLICATION:** For general underground water spray service in dust control applications. It is also used on continuous mining machinery at the headface and on other mechanical mining machines.
- CONSTRUCTION**
- TUBE:** Nitrile synthetic rubber RMA Class B (medium oil resistance)
- COVER:** Yellow Chemivic™ synthetic rubber RMA Class B (medium oil resistance) (Meets flame test requirements of MSHA Schedule 26-Section 18.65), smooth finish
- REINFORCEMENT:** Braided (1) steel wire
- TEMPERATURE:** 0°F to 200°F (-18°C to 93°C)
- PACKAGING:**
- | | |
|------|---|
| 3/4" | 500' reels or 50' cut lengths, 20 pieces per carton |
| 1" | 500' reels or 50' cut lengths, 12 pieces per carton |
| 1¼" | 500' reels or 50' cut lengths, 8 pieces per carton |
| 1½" | 300' reels or 50' cut lengths, 6 pieces per carton |
| 2" | 50' cut lengths, 4 pieces per carton |
- BRANDING:** Example: Goodyear® 1" Mine Spray 1000 psi WP, Fire-Resistant, USMSHA IC-11/9. Made in USA
- COUPLINGS:** Contact fitting manufacturer for proper fitting recommendation and coupling procedure.
- NON-STOCK/SIZES:** For special production run minimum requirements, see Appendix D.
- ORDER CODES:** 539-421

MINE SPRAY

ID		NOM. OD		MAX. WP		WEIGHT	
in.	mm.	in.	mm.	psi	Mpa	lb./ft.	kg./m.
3/4	19.1	1.14	29.0	1000	6.9	0.44	0.65
1	25.4	1.45	36.8	1000	6.9	0.63	0.94
1¼	31.8	1.75	44.5	1000	6.9	0.86	1.28
1½	38.1	1.98	50.3	1000	6.9	1.08	1.61
2	50.8	2.55	64.8	1000	6.9	1.57	2.34

BRIGADE™ MINE



Product Specifications

- APPLICATION:** For use as a mine fire protection hose in underground mines.
- CONSTRUCTION**
 - TUBE:** Black fire-resistant Pliovic®
 - COVER:** Orange fire-resistant Pliovic
- REINFORCEMENT:** Spiral synthetic yarn
- TEMPERATURE:** -10°F to 150°F (-23°C to 66°C)
- PACKAGING:**

1½"	500' continuous one piece, coiled and banded
2"	400' continuous one piece, coiled and banded
2½"	300' continuous one piece, coiled and banded
- BRANDING (SPIRAL):** Example: Goodyear® Brigade™ Mine Flame-Resistant, USMSHA No. 2G14. 2" (52.6mm) 150 psi (1.03 Mpa). Made in USA
- COUPLINGS:** Contact fitting manufacturer for proper fitting recommendation and coupling procedure.
- NON-STOCK/SIZES:** For special production run minimum requirements, see Appendix D.
- ORDER CODES:** 537-506 (150 psi) 537-508 (200 psi)

BRIGADE™ MINE

ID		NOM. OD		MAX. WP		WEIGHT	
in.	mm.	in.	mm.	psi	Mpa	lb./ft.	kg./m.
1½	38.1	1.75	44.5	150	1.03	0.23	0.34
2	50.8	2.27	57.7	150	1.03	0.34	0.51
2½	63.5	2.83	71.9	150	1.03	0.51	0.76
1½	38.1	1.72	43.7	200	1.38	0.25	0.37
2	50.8	2.29	58.2	200	1.38	0.36	0.54
2½	63.5	2.68	68.1	200	1.38	0.51	0.76

Note: Working pressures are rated at 72°F.

AIR &
MULTIPURPOSE
General Purpose
Heavy Duty
Push-on

CHEMICAL
TRANSFER

CLEANING
EQUIPMENT

FOOD
Transfer
Washdown

MARINE

MATERIAL
HANDLING
Abrasives
Bulk Transfer
Cement & Concrete

MINING

PETROLEUM
Aircraft Fueling
Dispensing
Dock
Transfer

SPRAY

STEAM

VACUUM

VEYANCE

WATER
Discharge
Suction &
Discharge
Washdown

WELDING

COUPLING
SYSTEMS

APPENDIX

MINING

AIR &
MULTIPURPOSE
*General Purpose
Heavy Duty
Push-on*

CHEMICAL
TRANSFER

CLEANING
EQUIPMENT

FOOD
*Transfer
Washdown*

MARINE

MATERIAL
HANDLING
*Abrasives
Bulk Transfer
Cement & Concrete*

MINING

PETROLEUM
*Aircraft Fueling
Dispensing
Dock
Transfer*

SPRAY

STEAM

VACUUM

VEYANCE

WATER
*Discharge
Suction &
Discharge
Washdown*

WELDING

COUPLING
SYSTEMS

APPENDIX

FLEXTRA® ROCK DUST



Product Specifications

APPLICATION: For handling rock dust operations in underground mines.

CONSTRUCTION

TUBE: Black Tufsyn® synthetic rubber (static dissipating/static conductive)

COVER: Yellow Chemivic™ synthetic rubber, flame-resistant (MSHA) (wrapped impression)

REINFORCEMENT: Spiral-plyed synthetic fabric with wire helix

TEMPERATURE: -25°F to 200°F (-32°C to 93°C)

PACKAGING: 50' lengths, coiled and polywrapped

BRANDING (SPIRAL): Example: Goodyear® Rock Dust Flame-Resistant MSHA IC 11/7

COUPLINGS: Contact fitting manufacturer for proper fitting recommendation and coupling procedure. Soft-cuffed ends available upon special request.

NON-STOCK/SIZES: For special production run minimum requirements, see Appendix D.

ORDER CODES: 549-668

FLEXTRA® ROCK DUST

ID		NOM. OD		MAX. WP		BEND RADIUS		VACUUM HG		WEIGHT	
in.	mm.	in.	mm.	psi	Mpa	in.	mm.	in.	mm.	lb./ft.	kg./m.
1¼	31.8	1.59	40.5	100	0.69	6	152	29	737	0.48	0.72
1½	38.1	1.85	46.9	100	0.69	6	152	29	737	0.60	0.89
2	50.8	2.37	60.3	100	0.69	8	203	29	737	0.80	1.19
2½	63.5	2.89	73.3	100	0.69	10	254	29	737	1.06	1.58
3	76.2	3.35	85.1	50	0.34	12	305	29	737	1.20	1.79
4	101.6	4.41	111.9	50	0.34	16	406	29	737	1.71	2.55

M&P MINE CONDUIT



Product Specifications

- APPLICATION:** A fabric-reinforced conduit hose for use as an electrical cable cover in underground mine service.
- CONSTRUCTION TUBE:** Black flame-resistant synthetic
- COVER:** Black flame-resistant synthetic (smooth cover)
- REINFORCEMENT:** Spiral synthetic yarn
- TEMPERATURE:** -20°F to 200°F (-29°C to 93°C)
- PACKAGING:** Stocked in 50' pieces per box
- BRANDING:** Example: 3/4" (19.1mm) Mine Conduit. Made in USA. Goodyear®. US MSHA #2G-14-7X
- COUPLINGS:** Contact fitting manufacturer for proper fitting recommendation and coupling procedure.
- NON-STOCK/SIZES:** For special production run minimum requirements, see Appendix D.
- ORDER CODES:** 569-045

M&P MINE CONDUIT

ID		NOM. OD		WEIGHT	
in.	mm.	in.	mm.	lb./ft.	kg./m.
1/2	12.7	0.94	23.9	0.29	0.43
5/8	15.9	1.06	26.9	0.35	0.52
3/4	19.1	1.19	30.2	0.39	0.58
7/8	22.2	1.32	33.5	0.45	0.67
1	25.4	1.43	36.3	0.46	0.68
1 1/8	28.6	1.56	39.6	0.60	0.89
1 1/4	31.8	1.69	42.9	0.62	0.92
1 3/8	34.9	1.82	46.2	0.71	1.06
1 1/2	38.1	1.95	49.5	0.75	1.12

AIR &
MULTIPURPOSE
*General Purpose
Heavy Duty
Push-on*

CHEMICAL
TRANSFER

CLEANING
EQUIPMENT

FOOD
*Transfer
Washdown*

MARINE

MATERIAL
HANDLING
*Abrasives
Bulk Transfer
Cement & Concrete*

MINING

PETROLEUM
*Aircraft Fueling
Dispensing
Dock
Transfer*

SPRAY

STEAM

VACUUM

VEYANCE

WATER
*Discharge
Suction &
Discharge
Washdown*

WELDING

COUPLING
SYSTEMS

APPENDIX

AIR &
MULTIPURPOSE
*General Purpose
Heavy Duty
Push-on*

CHEMICAL
TRANSFER

CLEANING
EQUIPMENT

FOOD
*Transfer
Washdown*

MARINE

MATERIAL
HANDLING
*Abrasives
Bulk Transfer
Cement & Concrete*

MINING

PETROLEUM
*Aircraft Fueling
Dispensing
Dock
Transfer*

SPRAY

STEAM

VACUUM

VEYANCE

WATER
*Discharge
Suction &
Discharge
Washdown*

WELDING

COUPLING
SYSTEMS

APPENDIX

PLICORD® AMMONIUM NITRATE PELLET



Product Specifications

APPLICATION:	For pellet transfer in blasting hole loading.
CONSTRUCTION	
TUBE:	Black Nitrile synthetic rubber (static dissipating/static conductive)
COVER:	Black Nitrile synthetic rubber (static dissipating/static conductive)
REINFORCEMENT:	Spiral-plied synthetic fabric
TEMPERATURE:	-25°F to 200°F (-32°C to 93°C)
PACKAGING:	100' lengths, coiled and polywrapped
BRANDING (SPIRAL):	Example: Goodyear® Ammonium Nitrate Pellet 100 psi
COUPLINGS:	Contact fitting manufacturer for proper fitting recommendation and coupling procedure.
NON-STOCK/SIZES:	For special production run minimum requirements, see Appendix D.
ORDER CODES:	549-232

PLICORD® AMMONIUM NITRATE PELLET

ID		NOM. OD		MAX. WP		WEIGHT	
in.	mm.	in.	mm.	psi	Mpa	lb./ft.	kg./m.
3/4	19.1	1.17	29.7	100	0.69	0.33	0.49
1	25.4	1.42	36.1	100	0.69	0.34	0.51
1½	38.1	1.92	48.8	100	0.69	0.59	0.88
2	50.8	2.49	63.3	100	0.69	0.76	1.13
2½	63.5	2.94	74.7	100	0.69	0.90	1.34
3	76.2	3.42	86.9	100	0.69	1.10	1.64

PLICORD® MINE CONDUIT



Product Specifications

- APPLICATION:** A fabric-reinforced hose for use as an electrical cable cover in underground mines. Meets MSHA standards for flame-resistant cover.
- CONSTRUCTION**
 - TUBE:** Black Wingprene® synthetic rubber
 - COVER:** Black Wingprene® synthetic rubber, flame-resistant (wrapped impression)
- REINFORCEMENT:** Spiral-ply synthetic fabric
- TEMPERATURE:** -40°F to 200°F (-40°C to 93°C)
- PACKAGING:** 50' lengths, coiled and polywrapped
- BRANDING (SPIRAL):** Example: Goodyear® Mine Conduit Hose, Flame-Resistant, USMSHA, #2G-14/15
- COUPLINGS:** Contact fitting manufacturer for proper fitting recommendation and coupling procedure.
- NON-STOCK/SIZES:** For special production run minimum requirements, see Appendix D.
- ORDER CODES:** 549-039 (black cover) 549-035 (yellow cover)

PLICORD® MINE CONDUIT

ID		NOM. OD		WEIGHT	
in.	mm.	in.	mm.	lb./ft.	kg./m.
1/2	12.7	0.94	23.9	0.30	0.45
5/8	15.9	1.06	26.9	0.35	0.52
3/4	19.1	1.18	30.0	0.40	0.60
7/8	22.2	1.30	33.0	0.45	0.67
1	25.4	1.43	36.3	0.50	0.74
1 1/8	28.6	1.58	40.1	0.56	0.83
1 1/4	31.8	1.69	42.9	0.61	0.91
1 3/8	34.9	1.81	46.0	0.66	0.98
1 1/2	38.1	1.93	49.0	0.71	1.06
1 3/4	44.5	2.21	56.1	0.82	1.22
2	50.8	2.42	61.5	0.87	1.29
2 1/4	57.2	2.67	67.9	0.97	1.43
2 3/8	60.3	2.80	71.0	1.02	1.52
2 1/2	63.5	2.92	74.2	1.06	1.58
3	76.2	3.41	86.5	1.26	1.86
4	101.6	4.44	112.7	1.66	2.45

AIR &
MULTIPURPOSE
General Purpose
Heavy Duty
Push-on

CHEMICAL
TRANSFER

CLEANING
EQUIPMENT

FOOD
Transfer
Washdown

MARINE

MATERIAL
HANDLING
Abrasives
Bulk Transfer
Cement & Concrete

MINING

PETROLEUM
Aircraft Fueling
Dispensing
Dock
Transfer

SPRAY

STEAM

VACUUM

VEYANCE

WATER
Discharge
Suction &
Discharge
Washdown

WELDING

COUPLING
SYSTEMS

APPENDIX

AIR &
MULTIPURPOSE
*General Purpose
Heavy Duty
Push-on*

CHEMICAL
TRANSFER


CLEANING
EQUIPMENT

FOOD
*Transfer
Washdown*

MARINE

MATERIAL
HANDLING
*Abrasives
Bulk Transfer
Cement & Concrete*

SPIRAFLEX® CABLE GUARD



Product Specifications

APPLICATION: For use as a protective cover for supply lines. Flame-resistant MSHA approved.

CONSTRUCTION

TUBE: Clear Pliovic® corrugated for flexibility, MSHA

HELIX: Clear Pliovic corrugated for flexibility, MSHA

TEMPERATURE: 0°F to 150°F (-18°C to 66°C)

PACKAGING: Continuous one piece, coiled and polywrapped, available in 50' or 100' lengths, available preslit longitudinally for easy installation.

BRANDING: Example: Cable Guard, USMSHA IC-11/12. Made in USA. Goodyear®

NON-STOCK/SIZES: For special production run minimum requirements, see Appendix D.

ORDER CODES: 586-438

MINING

PETROLEUM
*Aircraft Fueling
Dispensing
Dock
Transfer*

SPRAY

STEAM

VACUUM

VEYANCE

WATER
*Discharge
Suction &
Discharge
Washdown*

WELDING

COUPLING
SYSTEMS

APPENDIX

SPIRAFLEX® CABLE GUARD

ID		NOM. OD		BEND RADIUS		WEIGHT	
in.	mm.	in.	mm.	psi	Mpa	lb./ft.	kg./m.
2	50.8	2.28	57.9	3	76	0.34	0.51
3	76.2	3.37	85.6	6	152	0.52	0.77
4	101.6	4.44	112.8	9	229	0.75	1.12

SPIRAFLEX® ROCK DUST



Product Specifications

- APPLICATION:** Rock Dust hose is a lightweight, flexible alternative to the rubber hose for handling rock dusting in underground coal mines.
- CONSTRUCTION TUBE:** Green Pliovic®, meets MSHA standards USMSHA
- COVER:** Green Pliovic, meets MSHA standards USMSHA
- REINFORCEMENT:** Rigid white Pliovic PVC helix
- TEMPERATURE:** 0°F to 158°F (-18°C to 70°C)
- PACKAGING:** 100' lengths, coiled and polywrapped
- BRANDING:** Example: Rock Dust USMSHA 2G-1C-14C/17. Made in USA. Goodyear®
- COUPLINGS:** Contact fitting manufacturer for proper fitting recommendation and coupling procedure.
- NON-STOCK/SIZES:** Static wire available, contact Customer Service.
- ORDER CODES:** 586-426 (corrugated cover)
586-427 (smooth cover with static wire, not available in 4")

SPIRAFLEX® ROCK DUST

ID		NOM. OD		MAX. WP		BEND RADIUS		VACUUM HG		WEIGHT	
in.	mm.	in.	mm.	psi	Mpa	in.	mm.	in.	mm.	lb./ft.	kg./m.
1½	38.1	1.75	44.5	44	0.30	4	97	29	737	0.28	0.42
2	50.8	2.35	59.7	30	0.21	6	140	29	737	0.61	0.91
2½	63.5	2.87	72.9	30	0.21	7	178	29	737	0.61	0.91
3	76.2	3.40	86.4	30	0.21	8	203	29	737	0.77	1.15
4	101.6	4.45	113.0	27	0.19	14	356	15	381	0.95	1.41

AIR &
MULTIPURPOSE
General Purpose
Heavy Duty
Push-on

CHEMICAL
TRANSFER

CLEANING
EQUIPMENT

FOOD
Transfer
Washdown

MARINE

MATERIAL
HANDLING
Abrasives
Bulk Transfer
Cement & Concrete

MINING

PETROLEUM
Aircraft Fueling
Dispensing
Dock
Transfer

SPRAY

STEAM

VACUUM

VEYANCE

WATER
Discharge
Suction &
Discharge
Washdown

WELDING

COUPLING
SYSTEMS

APPENDIX

MINING

AIR &
MULTIPURPOSE
General Purpose
Heavy Duty
Push-on

CHEMICAL
TRANSFER

CLEANING
EQUIPMENT

FOOD
Transfer
Washdown

MARINE

MATERIAL
HANDLING
Abrasives
Bulk Transfer
Cement & Concrete

MINING

PETROLEUM
Aircraft Fueling
Dispensing
Dock
Transfer

SPRAY

STEAM

VACUUM

VEYANCE

WATER
Discharge
Suction &
Discharge
Washdown

WELDING

COUPLING
SYSTEMS

APPENDIX

TUNNELCOTE™ ROCK DUST



Product Specifications

- APPLICATION:** For handling rock dust operations in underground mines. Offered in corrugated or smooth cover. Optional reflective tape available in either style.
- CONSTRUCTION**
- TUBE:** Black Tufsyn® synthetic rubber (static dissipating / static conductive)
- COVER:** SMOOTH (Flexwing®): Black Wingprene® synthetic rubber, flame resistant (MSHA) (wrapped impression)
CORRUGATED (Flextra®): Black Wingprene® synthetic rubber, flame resistant (MSHA) (wrapped impression)
- REINFORCEMENT:** Spiral-plyed synthetic fabric with dual wire helix
- TEMPERATURE:** -25°F to 200°F (-32°C to 93°C)
- PACKAGING:** 50' length, coiled & polywrapped
- BRANDING (SPIRAL):** Example: Goodyear® TunnelCote™ rock dust flame resistant msha IC-11/14 (embossed)
- COUPLINGS:** Contact fitting manufacturer for proper fitting recommendation and coupling procedure. Soft-cuffed ends standard. Plain ends available upon request.
- NON-STOCK/SIZES:** 400' minimum order, contact customer service
- ORDER CODES:** Smooth Cover Flexwing®: 546-469 546-470 (with 10mm wide spiral reflective tape added)
Corrugated Cover Flextra®: 546-467 546-468 (with 10mm wide spiral reflective tape added)

TUNNELCOTE™ ROCK DUST FLEXWING® SMOOTH

ID		NOM. OD		MAX. WP		BEND RADIUS		VACUUM HG		WEIGHT	
in.	mm.	in.	mm.	psi	Mpa	in.	mm.	in.	mm.	lb./ft.	kg./m.
1¼	32.0	1.62	41.1	100	0.69	5	127	29	737	0.54	0.80
1½	38.0	1.85	47.1	100	0.69	6	152	29	737	0.63	0.94
2	51.2	2.40	60.9	100	0.69	8	203	29	737	0.88	1.31
2½	63.7	2.92	74.3	100	0.69	10	254	29	737	1.21	1.80
3	76.1	3.42	86.8	100	0.69	12	305	29	737	1.44	2.14

TUNNELCOTE™ ROCK DUST FLEXTRA® CORRUGATED

ID		NOM. OD		MAX. WP		BEND RADIUS		VACUUM HG		WEIGHT	
in.	mm.	in.	mm.	psi	Mpa	in.	mm.	in.	mm.	lb./ft.	kg./m.
1¼	32.0	1.57	39.9	100	0.69	2½	64	29	737	0.46	0.68
1½	38.0	1.80	45.9	100	0.69	3	76	29	737	0.54	0.80
2	51.2	2.35	59.7	100	0.69	4	102	29	737	0.76	1.13
2½	63.7	2.86	72.7	100	0.69	6	152	29	737	1.01	1.50
3	76.1	3.35	85.2	100	0.69	8	203	29	737	1.21	1.80

GOODYEAR
ENGINEERED PRODUCTS

AIRCRAFT FUELING



	Page	API 1529	NFPA	EN 1361	Static Dissipating Cover
Advantage™	148	Yes	Yes		Yes
Deadman Aircraft Refueling	149				
Jet Ranger™	147	Yes	Yes	Yes	Yes
Refueling Sensing	150				
Wingcraft™	146	Yes	Yes		Yes

AIR &
MULTIPURPOSE
General Purpose
Heavy Duty
Push-on

CHEMICAL
TRANSFER

CLEANING
EQUIPMENT

FOOD
Transfer
Washdown

MARINE

MATERIAL
HANDLING
Abrasives
Bulk Transfer
Cement & Concrete

MINING

PETROLEUM
Aircraft Fueling
Dispensing
Dock
Transfer

SPRAY

STEAM

VACUUM

VEYANCE

WATER
Discharge
Suction &
Discharge
Washdown

WELDING

COUPLING
SYSTEMS

APPENDIX

PETROLEUM

AIR &
MULTIPURPOSE
General Purpose
Heavy Duty
Push-on

CHEMICAL
TRANSFER

CLEANING
EQUIPMENT

FOOD
Transfer
Washdown

MARINE

MATERIAL
HANDLING
Abrasives
Bulk Transfer
Cement & Concrete

MINING

PETROLEUM
Aircraft Fueling
Dispensing
Dock
Transfer

SPRAY

STEAM

VACUUM

VEYANCE

WATER
Discharge
Suction &
Discharge
Washdown

WELDING

COUPLING
SYSTEMS

APPENDIX

WINGCRAFT™



Product Specifications

- APPLICATION:** For fueling or defueling* commercial and private aircraft. It handles jet fuel and the higher aromatic aviation gasolines. Its high working pressure permits use in fuel cart hydrant service. Hose meets API Bulletin 1529–6th edition, 2005 and N.F.P.A. Bulletin #407 (2007 revision).
- CONSTRUCTION**
TUBE: Black Nitrile synthetic rubber
- COVER:** Black Wingprene® (ORS) static dissipating/static conductive synthetic rubber
- REINFORCEMENT:** Spiral-plyed synthetic fabric
- TEMPERATURE:** -35°F to 200°F (-37°C to 93°C)
- PACKAGING:** Cut lengths, coiled and polywrapped
- BRANDING:** Example: Goodyear® Wingcraft™ Aircraft Fueling NFPA407, API/IP 1529/2005 Type C, Grade 2, 2", 2000 Kpa (300 psi) MAX WP
- COUPLINGS:** Contact fitting manufacturer for proper fitting recommendation and coupling procedures.
- NON-STOCK/SIZES:** Custom lengths and fitting configurations available.
- ORDER CODES:** (1" to 3") 543-738 (4") 541-738

WINGCRAFT™

ID		NOM. OD		MAX. WP		WEIGHT	
in.	mm.	in.	mm.	psi	Mpa	lb./ft.	kg./m.
1	25.4	1.58	40.1	300	2.07	0.63	0.94
1¼	31.8	1.89	48.0	300	2.07	0.84	1.25
1½	38.1	2.13	54.1	300	2.07	0.96	1.43
2	50.8	2.72	69.1	300	2.07	1.43	2.13
2½	63.5	3.22	81.8	300	2.07	1.72	2.56
3	76.2	3.70	94.0	300	2.07	2.02	3.01
4	101.6	4.80	121.9	300	2.07	2.89	4.30

Note: Bulk hose and factory's assemblies are hydrostatic tested to 600 psi and certified.

*Gravity defueling only.



JET RANGER™



Product Specifications

- APPLICATION:** Used in the fueling and defueling* of commercial and private aircraft. Resistant to jet fuel and higher aromatic aviation gasolines. Also for use on hydrant service. Meets both API 1529–6th edition, 2005 and European Standard BS EN 1361; 2004.
- CONSTRUCTION TUBE:** Black Nitrile synthetic rubber
- COVER:** Black Wingprene® (ORS) static dissipating/static conductive synthetic rubber (wrapped finish)
- REINFORCEMENT:** Spiral-plyed (4) synthetic fabric and one nylon breaker
- TEMPERATURE:** -35°F to 200°F (-37°C to 93°C)
- PACKAGING:** Cut lengths, coiled and polywrapped
- BRANDING (SPIRAL):** Example: Goodyear® Jet Ranger™ EN 1361:2004/C/OMEGA, NFPA 407 API/IP 1529/2005 Type C, Grade 2, 2 1/2", 2000 Kpa/20 bars/300 psi MAX WP
- COUPLINGS:** Contact fitting manufacturer for proper fitting recommendation and coupling procedure.
- NON-STOCK/SIZES:** For special production run minimum requirements, see Appendix D.
- ORDER CODES:** (1" to 3") 543-742 (4") 541-742

JET RANGER™

ID		NOM. OD		MAX. WP		WEIGHT	
in.	mm.	in.	mm.	psi	Mpa	lb./ft.	kg./m.
1½	38.1	2.06	52.3	300	2.07	0.86	1.28
1¾	50.0	2.57	65.3	300	2.07	1.14	1.70
2½	63.5	3.16	80.3	300	2.07	1.53	2.28
3	76.2	3.64	92.5	300	2.07	1.79	2.66
4	101.6	5.00	127.0	300	2.07	3.70	5.51

Note: Bulk hose is factory hydrostatic tested to 600 psi.

*Gravity defueling only.

AIR &
MULTIPURPOSE
General Purpose
Heavy Duty
Push-on

CHEMICAL
TRANSFER

CLEANING
EQUIPMENT

FOOD
Transfer
Washdown

MARINE

MATERIAL
HANDLING
Abrasives
Bulk Transfer
Cement & Concrete

MINING

PETROLEUM
Aircraft Fueling
Dispensing
Dock
Transfer

SPRAY

STEAM

VACUUM

VEYANCE

WATER
Discharge
Suction &
Discharge
Washdown

WELDING

COUPLING
SYSTEMS

APPENDIX

PETROLEUM

AIR &
MULTIPURPOSE
General Purpose
Heavy Duty
Push-on

CHEMICAL
TRANSFER

CLEANING
EQUIPMENT

FOOD
Transfer
Washdown

MARINE

MATERIAL
HANDLING
Abrasives
Bulk Transfer
Cement & Concrete

MINING

PETROLEUM
Aircraft Fueling
Dispensing
Dock
Transfer

SPRAY

STEAM

VACUUM

VEYANCE

WATER
Discharge
Suction &
Discharge
Washdown

WELDING

COUPLING
SYSTEMS

APPENDIX

ADVANTAGE™



Product Specifications

- APPLICATION:** Advantage™ Aircraft Fueling hose is for over- and under-the-wing fueling of commercial and private aircraft. It handles jet fuel and av-gas up to 50% aromatic content.
- CONSTRUCTION**
TUBE: Black Nitrile synthetic rubber
- COVER:** Black Wingprene® (ORS) static dissipating/static conductive synthetic rubber (wrapped impression)
- REINFORCEMENT:** Spiral-ply (2) synthetic fabric and one breaker
- TEMPERATURE:** -35°F to 200°F (-37°C to 93°C)
- PACKAGING:** Cut lengths, coiled and polywrapped.
- BRANDING:** Example: Goodyear® Advantage™ Aircraft Fueling Hose NFPA407, API/IP 1529/2005 Type C, Grade 1, 1¼", 1000 Kpa (150 psi) MAX WP
- COUPLINGS:** Contact fitting manufacturer for proper fitting recommendation and coupling procedures.
- NON-STOCK/SIZES:** Custom lengths and female fitting configurations available.
- ORDER CODES:** 543-429

ADVANTAGE™

ID		NOM. OD		MAX. WP		WEIGHT	
in.	mm.	in.	mm.	psi	Mpa	lb./ft.	kg./m.
1	25.4	1.55	39.4	150	1.03	0.60	0.89
1¼	31.8	1.81	46.0	150	1.03	0.72	1.07
1½	38.1	2.11	53.6	150	1.03	0.96	1.43

Hose meets API Bulletin 1529-6th edition, 2005, Grade 1, Type C and N.F.P.A. Bulletin #407 (2001 revision).

Note: Bulk hose and factory's assemblies are hydrostatic tested to 300 psi and certified.

GOODYEAR
ENGINEERED PRODUCTS

DEADMAN AIRCRAFT REFUELING



Product Specifications

- APPLICATION:** The double-line Deadman Refueling hose is for automatic shutoff at the operator end of aircraft hydrant and truck refueling systems. Used with pneumatic closed circuit systems commonly referred to as single point pressure refueling. Deadman hose is connected to air-actuated shut-off valves, which are controlled by the refueler technician at all times during aircraft refueling operations.
- CONSTRUCTION**
 - TUBE:** Nitrile synthetic rubber, RMA Class A (High Oil Resistance)
 - COVER:** Red/Green, Green/Yellow Chemivic™ synthetic rubber, RMA Class A (High Oil Resistance)
- REINFORCEMENT:** Spiral synthetic yarn
- TEMPERATURE:** -20°F to 140°F (-29°C to 60°C)
- PACKAGING:** 450–750', maximum 3 pieces, minimum 35'
- BRANDING (SPIRAL):** Permanent contrasting black ink on the Red Hose only. Example: 1/4" ID. Aircraft Fueling Deadman. Made in USA. Goodyear®
- COUPLINGS:** Contact fitting manufacturer for proper fitting recommendation and coupling procedure.
- NON-STOCK/SIZES:** For special production run minimum requirements, see Appendix D.
- ORDER CODES:** 569-601 (Red/Green) 569-692 (Green/Yellow)

DEADMAN AIRCRAFT REFUELING

ID		NOM. OD		MAX. WP		WEIGHT	
in.	mm.	in.	mm.	psi	Mpa	lb./ft.	kg./m.
1/4	6.4	0.53	13.5	200	1.38	0.2	0.3

AIR &
MULTIPURPOSE
General Purpose
Heavy Duty
Push-on

CHEMICAL
TRANSFER

CLEANING
EQUIPMENT

FOOD
Transfer
Washdown

MARINE

MATERIAL
HANDLING
Abrasives
Bulk Transfer
Cement & Concrete

MINING

PETROLEUM
Aircraft Fueling
Dispensing
Dock
Transfer

SPRAY

STEAM

VACUUM

VEYANCE

WATER
Discharge
Suction &
Discharge
Washdown

WELDING

COUPLING
SYSTEMS

APPENDIX

PETROLEUM

AIR &
MULTIPURPOSE
General Purpose
Heavy Duty
Push-on

CHEMICAL
TRANSFER

CLEANING
EQUIPMENT

FOOD
Transfer
Washdown

MARINE

MATERIAL
HANDLING
Abrasives
Bulk Transfer
Cement & Concrete

MINING

PETROLEUM
Aircraft Fueling
Dispensing
Dock
Transfer

SPRAY

STEAM

VACUUM

VEYANCE

WATER
Discharge
Suction &
Discharge
Washdown

WELDING

COUPLING
SYSTEMS

APPENDIX

REFUELING SENSING



Product Specifications

- APPLICATION:** The double-line Refueling Sensing hose is for use on pressurized aircraft hydrant fueling systems common at the larger metropolitan airports. The Sensing hose operates in a system where air and fuel from the underground hydrants monitor the flow and pressure of fuel being pumped into the aircraft. The hose carries the deadman function (automatic safety shutdown) and pressure control signals from the dispensing vehicle to the hydrant pit control valve.
- CONSTRUCTION**
TUBE: Nitrile synthetic rubber, RMA Class A (High Oil Resistance)
- COVER:** Orange/Black high-quality Hysunite™ synthetic rubber
- REINFORCEMENT:** Spiral synthetic yarn
- TEMPERATURE:** -20°F to 140°F (-29°C to 60°C)
- PACKAGING:** 450'–750' reels, maximum 3 pieces, minimum 35'
- BRANDING:** Permanent contrasting white ink on black hose only
- COUPLINGS:** Contact fitting manufacturer for proper fitting recommendation and coupling procedure.
- NON-STOCK/SIZES:** For special production run minimum requirements, see Appendix D.
- ORDER CODES:** 569-604

REFUELING SENSING

ID		NOM. OD		MAX. WP		WEIGHT	
in.	mm.	in.	mm.	psi	Mpa	lb./ft.	kg./m.
3/8	9.5	0.66	16.8	200	1.38	0.28	0.42

DISPENSING



	Page	CUL and/or UL Approved	Gasoline	Diesel	Biodiesel*	Ethanol**	Wire Reinforcement	Textile Reinforcement
Aggie Gas™	158		Yes	Yes		Yes		Yes
Arctic Softwall	159	Yes	Yes	Yes	Yes	Yes		Yes
BC Gasoline	160	Yes	Yes	Yes	Yes	Yes		Yes
BC Marina	161	Yes	Yes	Yes	Yes	Yes		Yes
DEF Dispensing Hose	163							Yes
Flexsteel® Futura™ Ethan-ALL™	162	Yes				Yes	Yes	Yes
Flexsteel® Futura™	152		Yes	Yes	Yes	Yes	Yes	
Flexsteel® Hardwall	153	Yes	Yes	Yes	Yes	Yes	Yes	
Flexsteel® Futura™ Vapor Assist	154	Yes	Yes				Yes	
Maxxim™ Premier	155	Yes	Yes				Yes	
Maxxim™ Premier Plus	156	Yes	Yes				Yes	
Pacer™	157	Yes	Yes	Yes	Yes	Yes		Yes

* Biodiesel blends up to B20

** Ethanol up to E85

AIR &
MULTIPURPOSE
General Purpose
Heavy Duty
Push-on

CHEMICAL
TRANSFER

CLEANING
EQUIPMENT

FOOD
Transfer
Washdown

MARINE

MATERIAL
HANDLING
Abrasives
Bulk Transfer
Cement & Concrete

MINING

PETROLEUM
Aircraft Fueling
Dispensing
Dock
Transfer

SPRAY

STEAM

VACUUM

VEYANCE

WATER
Discharge
Suction &
Discharge
Washdown

WELDING

COUPLING
SYSTEMS

APPENDIX

PETROLEUM

AIR &
MULTIPURPOSE
General Purpose
Heavy Duty
Push-on

CHEMICAL
TRANSFER

CLEANING
EQUIPMENT

FOOD
Transfer
Washdown

MARINE

MATERIAL
HANDLING
Abrasives
Bulk Transfer
Cement & Concrete

MINING

PETROLEUM
Aircraft Fueling
Dispensing
Dock
Transfer

SPRAY

STEAM

VACUUM

VEYANCE

WATER
Discharge
Suction &
Discharge
Washdown

WELDING

COUPLING
SYSTEMS

APPENDIX

FLEXSTEEL® FUTURA™



Product Specifications

- APPLICATION:** Flexsteel® Futura™ with new Futurin™ cover resists cracking and fading, designed to dispense a wide range of fuels with extreme durability. The wire braid construction provides excellent kink resistance, low computer creep, and long service life. UL 330 and CUL approved.
- CONSTRUCTION**
TUBE: Nitrile synthetic rubber (ORS)
- COVER:** Futurin™ synthetic rubber (ORS)
- REINFORCEMENT:** Wire braid
- TEMPERATURE:** -40°F to 140°F (-40°C to 60°C)
- PACKAGING:** 5/8" and 3/4" Reels or coupled lengths, 10 pieces per box
1" Reels or coupled lengths, 5 pieces per box
- BRANDING:** Example: Goodyear® 559N, Made in USA. 3/4" (19mm) UL, CUL. Listed Flexsteel® Futura™
- COUPLINGS:** Contact fitting manufacturer for proper fitting recommendation and coupling procedure.
- NON-STOCK/SIZES:** For special production run minimum requirements, see Appendix D.
- ORDER CODES:** 532-327

FLEXSTEEL® FUTURA™

ID		NOM. OD		WEIGHT	
in.	mm.	in.	mm.	lb./ft.	kg./m.
5/8	15.9	1.00	25.4	0.40	0.60
3/4	19.1	1.13	28.7	0.45	0.67
1	25.4	1.38	35.1	0.61	0.91

FLEXSTEEL® HARDWALL



Product Specifications

- APPLICATION:** Flexsteel® Hardwall is for dispensing pump applications that require a hardwall construction for full flow and no internal spring guards. The wire-braid construction provides excellent kink resistance, low computer creep and long service life. UL 330 and CUL approved.
- CONSTRUCTION**
 - TUBE:** Nitrile synthetic rubber (ORS)
 - COVER:** Green, red, blue or yellow Chemivic™ synthetic rubber (ORS)
- REINFORCEMENT:** Wire braid
- TEMPERATURE:** -40°F to 140°F (-40°C to 60°C)
- PACKAGING:** 5/8" and 3/4" Reels or coupled lengths, 10 pieces per box
1" Reels or coupled lengths, 5 pieces per box
- BRANDING (SPIRAL):** Example: Goodyear® 559N, Made in USA. 3/4" (19 mm). UL, CUL. Listed Flexsteel® Hardwall Gasoline Hose
- COUPLINGS:** Contact fitting manufacturer for proper fitting recommendation and coupling procedure.
- NON-STOCK/SIZES:** For special production run minimum requirements, see Appendix D.
- ORDER CODES:** 532-331 (green) 532-332 (red)
532-333 (blue) 532-335 (yellow)

FLEXSTEEL® HARDWALL

ID		NOM. OD		WEIGHT	
in.	mm.	in.	mm.	lb./ft.	kg./m.
5/8	15.9	1.00	25.4	0.38	0.57
3/4	19.1	1.13	28.7	0.43	0.64
1	25.4	1.38	35.1	0.58	0.86

AIR &
MULTIPURPOSE
General Purpose
Heavy Duty
Push-on

CHEMICAL
TRANSFER

CLEANING
EQUIPMENT

FOOD
Transfer
Washdown

MARINE

MATERIAL
HANDLING
Abrasives
Bulk Transfer
Cement & Concrete

MINING

PETROLEUM
Aircraft Fueling
Dispensing
Dock
Transfer

SPRAY

STEAM

VACUUM

VEYANCE

WATER
Discharge
Suction &
Discharge
Washdown

WELDING

COUPLING
SYSTEMS

APPENDIX

PETROLEUM

AIR &
MULTIPURPOSE
General Purpose
Heavy Duty
Push-on

CHEMICAL
TRANSFER

CLEANING
EQUIPMENT

FOOD
Transfer
Washdown

MARINE

MATERIAL
HANDLING
Abrasives
Bulk Transfer
Cement & Concrete

MINING

PETROLEUM
Aircraft Fueling
Dispensing
Dock
Transfer

SPRAY

STEAM

VACUUM

VEYANCE

WATER
Discharge
Suction &
Discharge
Washdown

WELDING

COUPLING
SYSTEMS

APPENDIX

FLEXSTEEL® FUTURA™ VAPOR ASSIST



Product Specifications

- APPLICATION:** For Stage II Vacuum Assist Systems where a pump in the dispenser pulls the gasoline vapors away from the vehicle fill pipe during fueling. The wire-braid construction for the fuel hose provides excellent kink resistance, low computer creep and long service life. Flexsteel® Futura™ Vapor Assist is UL 330 approved.
- CONSTRUCTION**
- TUBE:** Nitrile synthetic rubber (ORS)
- COVER:** Futurin™ synthetic rubber (ORS)
- REINFORCEMENT:** Braided (1) steel wire
- TEMPERATURE:** -40°F to 140°F (-40°C to 60°C)
- PACKAGING:** Coupled lengths only, 6 pieces per box
- BRANDING:** Example: 3/4" Goodyear® Made in USA, UL Listed Flexsteel® Futura™ Vapor Assist
Example: 7/8" Goodyear® Made in USA, UL Listed Flexsteel® Futura™ Vapor Assist
- COUPLINGS:** Available only as factory coupled assembly.
- NON-STOCK/SIZES:** For special production run minimum requirements, see Appendix D.
- ORDER CODES:** 532-362

FLEXSTEEL® FUTURA™ VAPOR ASSIST

ID		NOM. OD		WEIGHT	
in.	mm.	in.	mm.	lb./ft.	kg./m.
3/4	19.1	1.13	28.7	0.45	0.67
7/8	22.2	1.25	31.8	0.49	0.73

MAXXIM™ PREMIER



Product Specifications

- APPLICATION:** For Stage II Balance Systems where the gasoline vapors from the fill pipe are pushed back through the outer hose. The outer vapor hose has a textile-reinforced thermoplastic layer over a wire helix. The textile-reinforced thermoplastic cover has maximum puncture resistance, stable dimensions and long service life. The wire braid construction for the fuel hose provides excellent kink resistance and low computer creep. Maxxim™ Premier hose is C.A.R.B. and UL 330 approved.
- CONSTRUCTION**
- TUBE:** Nitrile synthetic rubber (ORS)
- COVER:** Chemivic™ synthetic rubber (ORS), thermoplastic outer with textile reinforcement and wire helix
- REINFORCEMENT:** Braided (1) steel wire
- TEMPERATURE:** -40°F to 140°F (-40°C to 60°C)
- PACKAGING:** Coupled lengths only, 6 pieces per box
- BRANDING:** Not branded
- COUPLINGS:** Available only as factory coupled assembly.
- NON-STOCK/SIZES:** For special production run minimum requirements, see Appendix D.
- ORDER CODES:** 532-365-440

MAXXIM™ PREMIER

ID		ID-INNER HOSE		NOM. OD-INNER HOSE		WEIGHT-INNER HOSE	
in.	mm.	in.	mm.	psi	Mpa	lb./ft.	kg./m.
1¼	31.75	5/8	15.9	0.85	21.6	0.22	0.33

AIR &
MULTIPURPOSE
General Purpose
Heavy Duty
Push-on

CHEMICAL
TRANSFER

CLEANING
EQUIPMENT

FOOD
Transfer
Washdown

MARINE

MATERIAL
HANDLING
Abrasives
Bulk Transfer
Cement & Concrete

MINING

PETROLEUM
Aircraft Fueling
Dispensing
Dock
Transfer

SPRAY

STEAM

VACUUM

VEYANCE

WATER
Discharge
Suction &
Discharge
Washdown

WELDING

COUPLING
SYSTEMS

APPENDIX

PETROLEUM

AIR &
MULTIPURPOSE
General Purpose
Heavy Duty
Push-on

CHEMICAL
TRANSFER

CLEANING
EQUIPMENT

FOOD
Transfer
Washdown

MARINE

MATERIAL
HANDLING
Abrasives
Bulk Transfer
Cement & Concrete

MINING

PETROLEUM
Aircraft Fueling
Dispensing
Dock
Transfer

SPRAY

STEAM

VACUUM

VEYANCE


WATER
Discharge
Suction &
Discharge
Washdown

WELDING

COUPLING
SYSTEMS

APPENDIX

MAXXIM™ PREMIER PLUS



Product Specifications

- APPLICATION:** Maxxim™ Premier Plus incorporates a Venturi pump in the protected confines of the inner fuel hose coupling to keep the vapor path open in the outer hose. As gasoline flows through the Venturi pump, gasoline accumulating in the bottom loop of the vapor hose is collected and returned to the fuel hose. C.A.R.B., EVR and UL 330 approved.
- CONSTRUCTION TUBE:** Nitrile synthetic rubber (ORS)
- COVER:** Chemivic™ synthetic rubber (ORS), thermoplastic outer with textile reinforcement and wire helix.
- REINFORCEMENT:** Braided (1) steel wire
- TEMPERATURE:** -40°F to 140°F (-40°C to 60°C)
- PACKAGING:** Coupled lengths only, 6 pieces per box
- BRANDING:** Not branded
- COUPLINGS:** Available only as factory coupled assembly.
- NON-STOCK/SIZES:** For special production run minimum requirements, see Appendix D.
- ORDER CODES:** 532-365-441 532-365-641 (EVR)

MAXXIM™ PREMIER PLUS

ID		ID-INNER HOSE		NOM. OD-INNER HOSE		WEIGHT-INNER HOSE	
in.	mm.	in.	mm.	psi	Mpa	lb./ft.	kg./m.
1¼	31.75	5/8	15.9	0.85	21.6	0.22	0.33

PACER™



Product Specifications



- APPLICATION:** For all types of gasoline dispensing applications where flexibility and a lightweight hose is desired. Pacer™ is designed with a spiral textile reinforcement. UL 330 and CUL approved.
- CONSTRUCTION TUBE:** Nitrile synthetic rubber (ORS)
- COVER:** Chemivic™ synthetic rubber (ORS)
- REINFORCEMENT:** Spiral synthetic yarn with static wire
- TEMPERATURE:** -40°F to 140°F (-40°C to 60°C)
- PACKAGING:** Reels or coupled lengths
- BRANDING:** Example: 3/4" Pacer™ Goodyear®
- COUPLINGS:** Contact fitting manufacturer for proper fitting recommendation and coupling procedure.
- NON-STOCK/SIZES:** For special production run minimum requirements, see Appendix D.
- ORDER CODES:** 595-015 (bulk)
595-017 (factory coupled assemblies)

PACER™

ID		NOM. OD		WEIGHT	
in.	mm.	in.	mm.	lb./ft.	kg./m.
5/8	15.9	0.98	24.9	0.28	0.42
3/4	19.1	1.15	29.2	0.37	0.55
1	25.4	1.50	38.1	0.60	0.89

AIR &
MULTIPURPOSE
General Purpose
Heavy Duty
Push-on

CHEMICAL
TRANSFER

CLEANING
EQUIPMENT

FOOD
Transfer
Washdown

MARINE

MATERIAL
HANDLING
Abrasives
Bulk Transfer
Cement & Concrete

MINING

PETROLEUM
Aircraft Fueling
Dispensing
Dock
Transfer

SPRAY

STEAM

VACUUM

VEYANCE

WATER
Discharge
Suction &
Discharge
Washdown

WELDING

COUPLING
SYSTEMS

APPENDIX

PETROLEUM

AIR &
MULTIPURPOSE
General Purpose
Heavy Duty
Push-on

CHEMICAL
TRANSFER

CLEANING
EQUIPMENT

FOOD
Transfer
Washdown

MARINE

MATERIAL
HANDLING
Abrasives
Bulk Transfer
Cement & Concrete

MINING

AGGIE GAS™



Product Specifications

- APPLICATION:** A multi-use type hose for dispensing gasoline, grease, kerosene, and petroleum oils from farm and barrel type pumps. It is for agricultural, construction and industrial service where UL approval is not required.
- CONSTRUCTION TUBE:** Nitrile synthetic rubber (ORS)
- COVER:** Black or red Chemivic™ synthetic rubber (ORS)
- REINFORCEMENT:** Spiral synthetic yarn
- TEMPERATURE:** -30°F to 140°F (-34°C to 60°C)
- PACKAGING:** Reels or coupled lengths, 5 pieces per box
- BRANDING:** Example: Aggie Gas™ 3/4" (19.1mm) Static Bonded Goodyear®
- COUPLINGS:** Contact fitting manufacturer for proper fitting recommendation and coupling procedure.
- NON-STOCK/SIZES:** For special production run minimum requirements, see Appendix D.

PETROLEUM
Aircraft Fueling
Dispensing
Dock
Transfer

SPRAY

STEAM

VACUUM

VEYANCE

WATER
Discharge
Suction &
Discharge
Washdown

WELDING

COUPLING
SYSTEMS

APPENDIX

ORDER CODES: 595-001 (no static wire) (black)
595-002 (no static wire) (red)

AGGIE GAS - NO STATIC WIRE

ID		NOM. OD		WEIGHT	
in.	mm.	in.	mm.	lb./ft.	kg./m.
3/4	19.1	1.11	28.2	0.27	0.40
1	25.4	1.40	35.6	0.52	0.77

ORDER CODES: 595-026 (with static wire - bulk) (black)
595-028 (with static wire - factory coupled assemblies) (black)

AGGIE GAS - WITH STATIC WIRE

ID		NOM. OD		WEIGHT	
in.	mm.	in.	mm.	lb./ft.	kg./m.
3/4	19.1	1.11	28.2	0.27	0.40
1	25.4	1.40	35.6	0.52	0.77

GOODYEAR
ENGINEERED PRODUCTS

ARCTIC SOFTWALL



Product Specifications

- APPLICATION:** A premium gas pump hose for use in extremely cold environments. Remains flexible where temperatures of -65°F (-54°C) are encountered. UL 330 and CUL approved.
- CONSTRUCTION**
 - TUBE:** Black, low-temp synthetic rubber
 - COVER:** Black, low-temp synthetic rubber (wrapped finish)
- REINFORCEMENT:** Braided synthetic yarn with antistatic wire
- TEMPERATURE:** -65°F to 140°F (-54°C to 60°C)
- PACKAGING:** 500' reels +/- 50', minimum 50', maximum 3 pieces
- BRANDING:** Example: Goodyear® 559 N, Made in USA. 3/4" (19mm) UL, CUL Listed Arctic Softwall Gasoline Hose
- COUPLINGS:** Contact fitting manufacturer for proper fitting recommendation and coupling procedure.
- NON-STOCK/SIZES:** For special production run minimum requirements, see Appendix D.
- ORDER CODES:** 532-395

ARCTIC SOFTWALL

ID		NOM. OD		WEIGHT	
in.	mm.	in.	mm.	lb./ft.	kg./m.
5/8	15.9	1.00	25.4	0.29	0.43
3/4	19.1	1.13	28.7	0.32	0.48
1	25.4	1.50	38.1	0.57	0.85

AIR &
MULTIPURPOSE
General Purpose
Heavy Duty
Push-on

CHEMICAL
TRANSFER

CLEANING
EQUIPMENT

FOOD
Transfer
Washdown

MARINE

MATERIAL
HANDLING
Abrasives
Bulk Transfer
Cement & Concrete

MINING

PETROLEUM
Aircraft Fueling
Dispensing
Dock
Transfer

SPRAY

STEAM

VACUUM

VEYANCE

WATER
Discharge
Suction &
Discharge
Washdown

WELDING

COUPLING
SYSTEMS

APPENDIX

PETROLEUM

AIR &
MULTIPURPOSE
General Purpose
Heavy Duty
Push-on

CHEMICAL
TRANSFER

CLEANING
EQUIPMENT

FOOD
Transfer
Washdown

MARINE

MATERIAL
HANDLING
Abrasives
Bulk Transfer
Cement & Concrete

MINING

PETROLEUM
Aircraft Fueling
Dispensing
Dock
Transfer

SPRAY

STEAM

VACUUM

VEYANCE

WATER
Discharge
Suction &
Discharge
Washdown

WELDING

COUPLING
SYSTEMS

APPENDIX

BC GASOLINE



Product Specifications

- APPLICATION:** For all types of dispensing pump applications where flexibility and lightweight are desired. BC is available with one or two textile braids. UL 330 and CUL approved.
- CONSTRUCTION TUBE:** Nitrile synthetic rubber (ORS)
- COVER:** Black Chemivic™ synthetic rubber (ORS)
- REINFORCEMENT:** Braided synthetic yarn with static wire, available in one or two braid
- TEMPERATURE:** -40°F to 140°F (-40°C to 60°C)
- PACKAGING:** 5/8" and 3/4" Reels or coupled lengths, 10 pieces per box
1" Reels or coupled lengths, 5 pieces per box
- BRANDING:** Example: 1" (25.4mm) 2BD. CUL, UL Listed style BC Gasoline Goodyear® 559N. Made in USA
- COUPLINGS:** Contact fitting manufacturer for proper fitting recommendation and coupling procedure.
- NON-STOCK/SIZES:** For special production run minimum requirements, see Appendix D.
- ORDER CODES:** 532-012 (1 braid) 532-013 (2 braid)

BC GASOLINE (1 BRAID)

ID		NOM. OD		WEIGHT	
in.	mm.	in.	mm.	lb./ft.	kg./m.
5/8	15.9	1.00	25.4	0.28	0.42
3/4	19.1	1.13	28.7	0.32	0.48

BC GASOLINE (2 BRAID)

ID		NOM. OD		WEIGHT	
in.	mm.	in.	mm.	lb./ft.	kg./m.
5/8	15.9	1.00	25.4	0.24	0.36
3/4	19.1	1.19	30.2	0.37	0.55
1	25.4	1.50	38.1	0.55	0.82



BC MARINA



Product Specifications

- APPLICATION:** For dispensing gasoline to pleasure craft and commercial boats at fresh and salt water marinas. UL 330 and CUL approved.
- CONSTRUCTION**
 - TUBE:** Nitrile synthetic rubber (ORS)
 - COVER:** Green Chemivic™ synthetic rubber (ORS) (nonmarking)
- REINFORCEMENT:** Braided (2) synthetic yarn with static wire
- TEMPERATURE:** -40°F to 140°F (-40°C to 60°C)
- PACKAGING:** Reels or coupled lengths
- BRANDING:** Example: 1" (25.4mm) 2BD. UL Listed Marina Gasoline Goodyear® 559N. Made in USA
- COUPLINGS:** Contact fitting manufacturer for proper fitting recommendation and coupling procedure.
- NON-STOCK/SIZES:** For special production run minimum requirements, see Appendix D.
- ORDER CODES:** 532-293

BC MARINA

ID		NOM. OD		WEIGHT	
in.	mm.	in.	mm.	lb./ft.	kg./m.
3/4	19.1	1.19	30.2	0.38	0.57
1	25.4	1.50	38.1	0.57	0.85

AIR &
MULTIPURPOSE
General Purpose
Heavy Duty
Push-on

CHEMICAL
TRANSFER

CLEANING
EQUIPMENT

FOOD
Transfer
Washdown

MARINE

MATERIAL
HANDLING
Abrasives
Bulk Transfer
Cement & Concrete

MINING

PETROLEUM
Aircraft Fueling
Dispensing
Dock
Transfer

SPRAY

STEAM

VACUUM

VEYANCE

WATER
Discharge
Suction &
Discharge
Washdown

WELDING

COUPLING
SYSTEMS

APPENDIX

PETROLEUM

AIR &
MULTIPURPOSE
General Purpose
Heavy Duty
Push-on

CHEMICAL
TRANSFER

CLEANING
EQUIPMENT

FOOD
Transfer
Washdown

MARINE

MATERIAL
HANDLING
Abrasives
Bulk Transfer
Cement & Concrete

MINING

PETROLEUM
Aircraft Fueling
Dispensing
Dock
Transfer

SPRAY

STEAM

VACUUM

VEYANCE

WATER
Discharge
Suction &
Discharge
Washdown

WELDING

COUPLING
SYSTEMS

APPENDIX

FLEXSTEEL® FUTURA™ ETHAN-ALL™ DISPENSING HOSE ASSEMBLY



Product Specifications

APPLICATION: Flexsteel® Futura™ Ethan-ALL™ dispensing hose assembly is UL certified for use in ethanol dispensing applications up to E85. This new assembly provides the quality Futurin™ cover with its superior ozone resistance along with a new premium layline. The tube construction meets the E25/E85 compatibility test requirements of UL 87A.

The Flexsteel® Futura™ Ethan-ALL™ dispensing hose assembly uses the Veyance proprietary Fuel Grip™ fitting with a premium nickel coating to ensure corrosion is limited.

CONSTRUCTION

TUBE: Nitrile synthetic rubber

COVER: Futurin™ synthetic rubber

REINFORCEMENT: Wire braid

TEMPERATURE: -40°F to 140°F (-40°C to 60°C)

PACKAGING: Coupled assemblies only

BRANDING: Example: 3/4" (UL) Listed Goodyear® Flexsteel® Futura™ Ethan-ALL™ E85 559N. Made in USA

ORDER CODES: 532-337-124

FLEXSTEEL® FUTURA™ ETHAN-ALL™ DISPENSING HOSE

ID		OD		MAX. WP		WEIGHT	
in.	mm.	in.	mm.	psi	Mpa	lbs/ft	kg/m
3/4	19.1	1.13	28.7	50	0.34	0.46	0.69

DEF DISPENSING HOSE



Product Specifications

APPLICATION: Diesel Exhaust Fluid (DEF: aqueous 32.5% nitrogen solution of high-purity urea in deionized water) is a key component of selective catalytic reduction (SCR) systems, which help diesel vehicles meet stringent emission regulations effective January 1, 2010. DEF is a liquid reducing agent that reacts with engine exhaust in the presence of a catalyst to convert smog-forming nitrogen oxides (NOx) into harmless nitrogen and water vapor.

Goodyear Engineered Products DEF Dispensing Hose is specifically designed to convey the high-purity, aqueous urea solution DEF. Hose tube compound is specially formulated with low extraction EPDM and peroxide cured to provide superior extraction levels to significantly reduce contamination. Flexible softwall construction provides superior handling in standard dispensing and reeling applications. Static wire available for installation in Class I, Division 1 areas.

CONSTRUCTION

TUBE: Specially formulated low-extraction EPDM, peroxide cured

COVER: Specially formulated EPDM

REINFORCEMENT: Polyester braid

TEMPERATURE: -40°F to 257°F (-40°C to 125°C)

PACKAGING: Bulk, coupled assemblies (NPT and BSPP fittings available)

BRANDING: Example: Goodyear® DEF Dispensing Hose 3/4" (19.1mm)

ORDER CODES: 532-027

DEF DISPENSING HOSE

FEATURES	BENEFITS
Specially formulated low extraction EPDM compound for tube peroxide cured	Provides superior extraction levels to significantly reduce contamination that can clog an SCR system and stop a truck
Enhanced manufacturing practices	Significantly reduce contamination that can clog an SCR system and stop a truck
Premium braided construction	Reduced volumetric expansion to meet Weights and Measures system criteria
Static wire	Requirement for installations in Class I, Division 1 areas as outlined in NFPA 70
Meets ISO 22241 standard	Ensures desirable characteristics of AUS 32 (DEF) are met, such as quality, safety, reliability and contamination

DEF DISPENSING HOSE

ID		NOM. OD		WEIGHT		WP	
in.	mm.	in.	mm.	lbs/ft	kg/m	psi	Mpa
3/4	19.1	1.13	28.8	.30	.457	300	2.07

AIR &
MULTIPURPOSE
General Purpose
Heavy Duty
Push-on

CHEMICAL
TRANSFER

CLEANING
EQUIPMENT

FOOD
Transfer
Washdown

MARINE

MATERIAL
HANDLING
Abrasives
Bulk Transfer
Cement & Concrete

MINING

PETROLEUM
Aircraft Fueling
Dispensing
Dock
Transfer

SPRAY

STEAM

VACUUM

VEYANCE

WATER
Discharge
Suction &
Discharge
Washdown

WELDING

COUPLING
SYSTEMS

APPENDIX

PETROLEUM

AIR &
MULTIPURPOSE
General Purpose
Heavy Duty
Push-on

CHEMICAL
TRANSFER

CLEANING
EQUIPMENT

FOOD
Transfer
Washdown

MARINE

MATERIAL
HANDLING
Abrasives
Bulk Transfer
Cement & Concrete

MINING

PETROLEUM
Aircraft Fueling
Dispensing
Dock
Transfer

SPRAY

STEAM

VACUUM

VEYANCE

WATER
Discharge
Suction &
Discharge
Washdown

WELDING

COUPLING
SYSTEMS

APPENDIX

DOCK



	Page	Nitrile Tube	Flosyn Tube	Max W.P.	Corrugated	Temp Range	Built-in Nipple	Swage Nipple*
Flexdock® 225	165	Yes	Yes	225	Yes	-25°F to 200°F	Yes	Yes
Flexdock® 300	166	Yes	Yes	300	Yes	-25°F to 200°F	Yes	Yes
Hot Tar & Asphalt Rough Bore	172	Yes		200		-25°F to 350°F	Yes	
Hot Tar & Asphalt Smooth Bore	172	Yes		200		-25°F to 350°F	Yes	
Smooth Bore Dock 200	167	Yes	Yes	200		-25°F to 200°F	Yes	Yes
Smooth Bore Dock 300	168	Yes	Yes	300		-25°F to 200°F	Yes	Yes
Tanker Barge Discharge	169	Yes	Yes	200		-25°F to 220°F	Yes	Yes
Thor™ Dock	171	Yes		250		-25°F to 180°F	Yes	
Vapor Recovery Dock	170	Yes	Yes	25	Yes	-25°F to 200°F	Yes	Yes

*Up to 10" ID

FLEXDOCK® 225



Product Specifications

APPLICATION:	Built with a corrugated cover to provide flexibility in petroleum transfer service. A variety of tube compounds are available to tailor the chemical and hydrocarbon resistance of the hose to the type of material handled.
CONSTRUCTION	
TUBE:	Nitrile synthetic rubber for up to 50% aromatics. Also available with a Flosyn® tube for up to 100% aromatics.
COVER:	Black Wingprene® synthetic cover, corrugated, wrapped finish
REINFORCEMENT:	Spiral-ply heavy-duty synthetic fabric with double wire helix
TEMPERATURE:	-25°F to 200°F (-32°C to 93°C)
PACKAGING:	Chloroplast heavy-duty packaging
BRANDING (SPIRAL):	Example: Goodyear® Flexdock® 225 psi WP Nitrile Oil Service
COUPLINGS:	Coupled with standard built-in steel nipple/150#RFSO flanges. Available in other bolt hole patterns, materials and floating flanges on request. Swage nipples are offered up to 10". Hose assembly is electrically continuous unless otherwise specified by customer.
NON-STOCK/SIZES:	Custom lengths available, contact customer service.
ORDER CODES:	541-532 (Nitrile tube) 541-534 (Flosyn® tube)

FLEXDOCK® 225

ID		NOM. OD		MAX. WP		BEND RADIUS		VACUUM HG		WEIGHT	
in.	mm.	in.	mm.	psi	Mpa	in.	mm.	in.	mm.	lb./ft.	kg./m.
3	76.2	3.89	98.8	225	1.55	11	279	29	737	3.28	4.88
4	101.6	5.29	134.4	225	1.55	15	381	29	737	6.30	9.38
6	152.4	7.34	186.4	225	1.55	22	559	29	737	9.50	14.14
8	203.2	9.43	239.5	225	1.55	30	762	29	737	13.81	20.55
10	254.0	11.63	295.4	225	1.55	40	1016	29	737	20.49	30.49
12	304.8	13.72	348.5	225	1.55	60	1524	29	737	25.13	37.40

Note: Factory coupled hose manufactured according to the code of Federal Regulations standard 33 CFR 154.500 and 33 CFR 156.170.

AIR &
MULTIPURPOSE
General Purpose
Heavy Duty
Push-on

CHEMICAL
TRANSFER

CLEANING
EQUIPMENT

FOOD
Transfer
Washdown

MARINE

MATERIAL
HANDLING
Abrasives
Bulk Transfer
Cement & Concrete

MINING

PETROLEUM
Aircraft Fueling
Dispensing
Dock
Transfer

SPRAY

STEAM

VACUUM

VEYANCE

WATER
Discharge
Suction &
Discharge
Washdown

WELDING

COUPLING
SYSTEMS

APPENDIX

PETROLEUM

AIR &
MULTIPURPOSE
General Purpose
Heavy Duty
Push-on

CHEMICAL
TRANSFER

CLEANING
EQUIPMENT

FOOD
Transfer
Washdown

MARINE

MATERIAL
HANDLING
Abrasives
Bulk Transfer
Cement & Concrete

MINING

PETROLEUM
Aircraft Fueling
Dispensing
Dock
Transfer

SPRAY

STEAM

VACUUM

VEYANCE

WATER
Discharge
Suction &
Discharge
Washdown

WELDING

COUPLING
SYSTEMS

APPENDIX

FLEXDOCK® 300



Product Specifications

- APPLICATION:** Built with a corrugated cover to provide flexibility in petroleum transfer service. A variety of tube compounds are available to tailor the chemical and hydrocarbon resistance of the hose to the type of material handled.
- CONSTRUCTION TUBE:** Nitrile synthetic rubber for up to 50% aromatics. Also available with a Flosyn® tube for up to 100% aromatics.
- COVER:** Black Wingprene® synthetic cover, corrugated, wrapped finish
- REINFORCEMENT:** Heavy-duty synthetic fabric plies with double wire helix
- TEMPERATURE:** -25°F to 200°F (-32°C to 93°C)
- PACKAGING:** Chloroplast heavy-duty packaging
- BRANDING (SPIRAL):** Example: Goodyear® Flexdock® 300 psi WP Nitrile Oil Service
- COUPLINGS:** Coupled with standard built-in steel nipple/150#RFSO flanges. Available in other bolt hole patterns, materials and floating flanges on request. Swage nipples are offered up to 10". Hose assembly is electrically continuous unless otherwise specified by customer.
- NON-STOCK/SIZES:** Custom lengths available, contact customer service.
- ORDER CODES:** 541-533 (Nitrile Tube) 541-535 (Flosyn® tube)

FLEXDOCK® 300

ID		NOM. OD		MAX. WP		BEND RADIUS		VACUUM HG		WEIGHT	
in.	mm.	in.	mm.	psi	Mpa	in.	mm.	in.	mm.	lb./ft.	kg./m.
3	76.2	4.06	103.7	300	2.07	14	356	29	737	3.76	5.60
4	101.6	5.29	134.4	300	2.07	19	483	29	737	6.30	9.38
6	152.4	7.35	186.7	300	2.07	28	711	29	737	9.64	14.35
8	203.2	9.63	244.6	300	2.07	38	965	29	737	15.56	23.16
10	254.0	11.51	292.4	300	2.07	48	1219	29	737	19.73	29.36
12	305.5	13.94	353.9	300	2.07	58	1473	29	737	28.89	42.98

Note: Factory coupled hose manufactured according to the code of Federal Regulations standard 33 CFR 154.500 and 33 CFR 156.170.



SMOOTH BORE DOCK 200



Product Specifications

APPLICATION:	For the transfer of petroleum based products between docks and ships under all types of service conditions. It is available in a number of tube compounds to tailor the fluid handling capabilities to a wide variety of petroleum and chemical compositions.
CONSTRUCTION TUBE:	Nitrile synthetic rubber for up to 50% aromatics. Also available with a Flosyn® tube for up to 100% aromatics.
COVER:	Black Chemivic™ (smooth cover, wrap finish)
REINFORCEMENT:	Spiral plied synthetic fabric with wire helix
TEMPERATURE:	-25°F to 200°F (-32°C to 93°C)
PACKAGING:	Chloroplast heavy-duty packaging
BRANDING (SPIRAL):	Example: Goodyear® SB Dock oil service, 200 psi WP Nitrile
COUPLINGS:	Coupled with standard built-in steel nipple/150#RFSO flanges. Available in other bolt hole patterns, materials and floating flanges on request. Swage nipples are offered up to 10". Hose assembly is electrically continuous unless otherwise specified by customer.
NON-STOCK/SIZES:	Custom lengths available, contact customer service.
ORDER CODES:	541-004 (Nitrile Tube) 541-586 (Flosyn® Tube)

SMOOTH BORE DOCK 200

ID		NOM. OD		MAX. WP		BEND RADIUS		VACUUM HG		WEIGHT	
in.	mm.	in.	mm.	psi	Mpa	in.	mm.	in.	mm.	lb./ft.	kg./m.
3	76.2	4.25	108.0	200	1.38	18	457	29	737	4.50	6.70
4	101.6	5.29	134.4	200	1.38	24	610	29	737	6.15	9.15
6	152.4	7.45	189.2	200	1.38	36	914	29	737	11.27	16.77
8	203.2	9.62	244.4	200	1.38	48	1219	29	737	16.44	24.46
10	254.0	11.62	295.2	200	1.38	60	1524	29	737	21.21	31.56
12	304.8	13.94	354.1	200	1.38	72	1829	29	737	30.63	45.58

Note: Factory coupled hose manufactured according to the code of Federal Regulations standard 33 CFR 154.500 and 33 CFR 156.170.

AIR &
MULTIPURPOSE
General Purpose
Heavy Duty
Push-on

CHEMICAL
TRANSFER

CLEANING
EQUIPMENT

FOOD
Transfer
Washdown

MARINE

MATERIAL
HANDLING
Abrasives
Bulk Transfer
Cement & Concrete

MINING

PETROLEUM
Aircraft Fueling
Dispensing
Dock
Transfer

SPRAY

STEAM

VACUUM

VEYANCE

WATER
Discharge
Suction &
Discharge
Washdown

WELDING

COUPLING
SYSTEMS

APPENDIX

PETROLEUM

AIR &
MULTIPURPOSE
General Purpose
Heavy Duty
Push-on

CHEMICAL
TRANSFER

CLEANING
EQUIPMENT

FOOD
Transfer
Washdown

MARINE

MATERIAL
HANDLING
Abrasives
Bulk Transfer
Cement & Concrete

MINING

PETROLEUM
Aircraft Fueling
Dispensing
Dock
Transfer

SPRAY

STEAM

VACUUM

VEYANCE

WATER
Discharge
Suction &
Discharge
Washdown

WELDING

COUPLING
SYSTEMS

APPENDIX

SMOOTH BORE DOCK 300



Product Specifications

APPLICATION:	For the transfer of petroleum based products between docks and ships under all types of service conditions. It is available in a number of tube compounds to tailor the fluid handling capabilities to a wide variety of petroleum and chemical compositions.
CONSTRUCTION	
TUBE:	Nitrile synthetic rubber for up to 50% aromatics. Also available with a Flosyn® tube for up to 100% aromatics.
COVER:	Black Wingprene® synthetic rubber
REINFORCEMENT:	Spiral wire helix between plies of synthetic fabric
TEMPERATURE:	-25°F to 200°F (-32°C to 93°C)
PACKAGING:	Chloroplast heavy-duty packaging
BRANDING (SPIRAL):	Example: Goodyear® SB Dock oil service, 300 psi WP Nitrile
COUPLINGS:	Coupled with standard built-in steel nipple/150#RFSO flanges. Available in other bolt hole patterns, materials and floating flanges on request. Swage nipples are offered up to 10". Hose assembly is electrically continuous unless otherwise specified by customer.
NON-STOCK/SIZES:	Custom lengths available, contact customer service.
ORDER CODES:	541-580 (Nitrile Tube) 541-584 (Flosyn® Tube)

SMOOTH BORE DOCK 300

ID		NOM. OD		MAX. WP		BEND RADIUS		VACUUM HG		WEIGHT	
in.	mm.	in.	mm.	psi	Mpa	in.	mm.	in.	mm.	lb./ft.	kg./m.
3	76.2	4.25	108.0	300	2.07	21	533	29	737	4.48	6.67
4	101.6	5.29	134.4	300	2.07	27	686	29	737	6.15	9.15
6	152.4	7.51	190.8	300	2.07	39	991	29	737	11.72	17.44
8	203.2	9.78	248.4	300	2.07	51	1295	29	737	17.93	26.68
10	254.0	11.77	299.0	300	2.07	63	1600	29	737	22.99	34.21
12	304.8	14.15	359.4	300	2.07	75	1905	29	737	33.29	49.54

Note: Factory coupled hose manufactured according to the code of Federal Regulations standard 33 CFR 154.500 and 33 CFR 156.170.

GOODYEAR
ENGINEERED PRODUCTS

TANKER BARGE DISCHARGE



Product Specifications

- APPLICATION:** For discharge applications such as the transfer of petroleum-based products between docks and barges.
- CONSTRUCTION**
 - TUBE:** Nitrile synthetic rubber for up to 50% aromatics
 - COVER:** Black Wingprene® synthetic rubber
- REINFORCEMENT:** Spiral-plyed synthetic fabric with grounding wires
- TEMPERATURE:** -25°F to 220°F (-32°C to 104°C)
- PACKAGING:** Chloroplast heavy-duty packaging
- BRANDING (SPIRAL):** Example: Goodyear® Tanker Barge Discharge, 200 psi WP Nitrile
- COUPLINGS:** Coupled with standard built-in steel nipple/150#RFSO flanges. Available in other bolt hole patterns, materials and floating flanges on request. Swage nipples are offered up to 10". Hose assembly is electrically continuous unless otherwise specified by customer.
- NON-STOCK/SIZES:** Custom lengths available, contact customer service.
- ORDER CODES:** 541-426 (Nitrile tube)

TANKER BARGE DISCHARGE

ID		NOM. OD		MAX. WP		WEIGHT	
in.	mm.	in.	mm.	psi	Mpa	lb./ft.	kg./m.
4	101.6	5.09	129.3	200	1.38	4.30	6.40
6	152.4	7.08	179.8	200	1.38	6.18	9.20
8	203.2	9.08	230.6	200	1.38	8.06	11.99
10	254.0	11.06	280.9	200	1.38	9.93	14.78
12	304.8	13.28	337.3	200	1.38	13.91	20.70

Note: Factory coupled hose manufactured according to the code of Federal Regulations standard 33 CFR 154.500 and 33 CFR 156.170.

AIR &
MULTIPURPOSE
General Purpose
Heavy Duty
Push-on

CHEMICAL
TRANSFER

CLEANING
EQUIPMENT

FOOD
Transfer
Washdown

MARINE

MATERIAL
HANDLING
Abrasives
Bulk Transfer
Cement & Concrete

MINING

PETROLEUM
Aircraft Fueling
Dispensing
Dock
Transfer

SPRAY

STEAM

VACUUM

VEYANCE

WATER
Discharge
Suction &
Discharge
Washdown

WELDING

COUPLING
SYSTEMS

APPENDIX

PETROLEUM

AIR &
MULTIPURPOSE
General Purpose
Heavy Duty
Push-on

CHEMICAL
TRANSFER

CLEANING
EQUIPMENT

FOOD
Transfer
Washdown

MARINE

MATERIAL
HANDLING
Abrasives
Bulk Transfer
Cement & Concrete

MINING

PETROLEUM
Aircraft Fueling
Dispensing
Dock
Transfer

SPRAY

STEAM

VACUUM

VEYANCE

WATER
Discharge
Suction &
Discharge
Washdown

WELDING

COUPLING
SYSTEMS

APPENDIX

VAPOR RECOVERY DOCK



Product Specifications

APPLICATION:	For use in the recovery of petroleum vapors during the transfer of petroleum-based products between docks and tankers or barges.
CONSTRUCTION	
TUBE:	Nitrile synthetic rubber for up to 50% aromatics. Also available with a Flosyn® tube for up to 100% aromatics.
COVER:	Black Chemivic™ synthetic rubber (corrugated)
REINFORCEMENT:	Synthetic fabric plies plus two (2) wire helix
TEMPERATURE:	-25°F to 200°F (-32°C to 93°C)
PACKAGING:	Chloroplast heavy-duty packaging
BRANDING (SPIRAL):	Example: Goodyear® Vapor Recovery 25 psi MWP
COUPLINGS:	Built-in nipples (or swaged fittings up to 10" ID) fitted with 150# flange with extra 5/8" diameter hole located midway between flange bolt hole as per Coast Guard requirements.
NON-STOCK/SIZES:	Custom lengths available, contact customer service.
ORDER CODES:	541-090 (Nitrile Tube) 541-643 (Flosyn® Tube)

VAPOR RECOVERY DOCK

ID		NOM. OD		MAX. WP		BEND RADIUS		VACUUM HG		WEIGHT	
in.	mm.	in.	mm.	psi	Mpa	in.	mm.	in.	mm.	lb./ft.	kg./m.
6	152.4	6.86	174.2	25	0.17	22	559	29	737	5.70	8.48
8	203.2	8.89	225.8	25	0.17	30	762	29	737	8.26	12.29
10	254.0	10.97	278.6	25	0.17	40	1016	29	737	12.63	18.80
12	304.8	13.00	330.2	25	0.17	60	1524	29	737	15.07	22.43

Note: Factory coupled hose manufactured according to the code of Federal Regulations standard 33 CFR 154.500 and 33 CFR 156.170.

GOODYEAR
ENGINEERED PRODUCTS

THOR™ DOCK



Product Specifications

APPLICATION:	For the transfer of petroleum products between docks and tankers and is rated for 250 working psi. Not intended for offshore or submarine applications.
CONSTRUCTION TUBE:	Nitrile synthetic rubber
COVER:	1/4" Black Plioflex® synthetic rubber
REINFORCEMENT:	Spiral wire helix between plies of synthetic fabric
TEMPERATURE:	-25°F to 180°F (-32°C to 82°C)
PACKAGING:	Heavy-duty plastic packaging
BRANDING (IMPRESSION):	Example: Goodyear® SB Submarine oil service, Nitrile 225 psi WP
COUPLINGS:	Coupled with galvanized built-in steel nipple/150#RFSO flanges. Available in other bolt hole patterns, materials and floating flanges on request. Hose assembly is electrically continuous unless otherwise specified by customer.
NON-STOCK/SIZES:	Custom lengths available, contact customer service.
ORDER CODES:	541-577

THOR™ DOCK

ID		NOM. OD		MAX. WP		BEND RADIUS		WEIGHT	
in.	mm.	in.	mm.	psi	Mpa	in.	mm.	lb./ft.	kg./m.
6	152.4	7.81	198.4	250	1.72	36	914	14.30	21.28
8	203.2	9.89	251.2	250	1.72	48	1219	20.05	29.84
10	254.0	12.07	306.6	250	1.72	60	1524	27.23	40.52
12	304.8	14.10	358.1	250	1.72	72	1829	31.93	47.52

Note: Factory coupled hose manufactured according to the code of Federal Regulations standard 33 CFR 154.500 and 33 CFR 156.170.

AIR &
MULTIPURPOSE
General Purpose
Heavy Duty
Push-on

CHEMICAL
TRANSFER

CLEANING
EQUIPMENT

FOOD
Transfer
Washdown

MARINE

MATERIAL
HANDLING
Abrasives
Bulk Transfer
Cement & Concrete

MINING

PETROLEUM
Aircraft Fueling
Dispensing
Dock
Transfer

SPRAY

STEAM

VACUUM

VEYANCE

WATER
Discharge
Suction &
Discharge
Washdown

WELDING

COUPLING
SYSTEMS

APPENDIX

PETROLEUM

AIR &
MULTIPURPOSE
General Purpose
Heavy Duty
Push-on

CHEMICAL
TRANSFER

CLEANING
EQUIPMENT

FOOD
Transfer
Washdown

MARINE

MATERIAL
HANDLING
Abrasives
Bulk Transfer
Cement & Concrete

MINING

PETROLEUM
Aircraft Fueling
Dispensing
Dock
Transfer

SPRAY

STEAM

VACUUM

VEYANCE

WATER
Discharge
Suction &
Discharge
Washdown

WELDING

COUPLING
SYSTEMS

APPENDIX

HOT TAR & ASPHALT



Product Specifications

- APPLICATION:** Designed for petroleum-based products up to 350°F between docks and tankers or barges under heavy-duty conditions.
- CONSTRUCTION**
TUBE: Nitrile synthetic rubber, flat steel wire helix supporting the tube
- COVER:** Wingprene® synthetic rubber
- REINFORCEMENT:** Spiral-plyed synthetic fabric with wire helix
- TEMPERATURE:** -25°F to 350°F (-32°C to 177°C)
- PACKAGING:** Custom lengths available, contact customer service.
- BRANDING:** Example: Goodyear® RB Dock hot asphalt, 350°F, 225 psi max
- COUPLINGS:** Coupled with galvanized built-in steel nipple/150#RFSO flanges. Available in other bolt hole patterns, materials and floating flanges on request. Smooth bore assembly is electrically continuous unless otherwise specified by customer. Rough bore assembly is offered as electrically continuous only.
- NON-STOCK/SIZES:** Custom lengths available, contact customer service.

SMOOTH BORE

ORDER CODES: 541-606

ID		NOM. OD		MAX. WP		BEND RADIUS		VACUUM HG		WEIGHT	
in.	mm.	in.	mm.	psi	Mpa	in.	mm.	in.	mm.	lb./ft.	kg./m.
4	101.6	5.28	134.1	225	1.55	36	914	29	737	6.48	9.64
6	152.4	7.72	196.1	225	1.55	48	1219	29	737	13.83	20.58
8	203.2	9.80	248.9	225	1.55	60	1524	29	737	19.11	28.44
10	254.0	11.80	299.7	225	1.55	80	2032	29	737	23.20	34.52

ROUGH BORE

ORDER CODES: 541-582

ID		NOM. OD		MAX. WP		BEND RADIUS		VACUUM HG		WEIGHT	
in.	mm.	in.	mm.	psi	Mpa	in.	mm.	in.	mm.	lb./ft.	kg./m.
6	152.4	8.19	208.0	225	1.55	36	914	29	737	16.19	24.09
8	203.2	10.25	260.4	225	1.55	48	1219	29	737	22.39	33.32
10	254.0	12.31	312.7	225	1.55	60	1524	29	737	29.09	43.29

GOODYEAR
ENGINEERED PRODUCTS

TRANSFER



	Page	Temp Range	Refined Fuels	Corrugated Cover	Lightweight
Arctic ExtremeFlex™	175	-65°F to 180°F	Yes	Yes	Yes
Flextra® Oilfield	186	-25°F to 180°F		Yes	
Flexwing® Oilfield	185	-25°F to 180°F			
Flexwing VersaFuel™	176	-30°F to 180°F	Yes		
Infinity™ Fuel Drop Hose	177	-40°F to 160°F	Yes	Yes	Yes
Infinity™ HD Fuel Drop Hose	178	-40°F to 160°F	Yes	Yes	Yes
LW Arctic Tank Truck	188	-65°F to 180°F		Yes	Yes
Paladin®	180	-40°F to 160°F	Yes	Yes	Yes
Plicord® Arctic Flexwing®	187	-65°F to 180°F	Yes		
Plicord® ExtremeFlex™	191	-40°F to 200°F	Yes	Yes	Yes
Plicord® Flexwing® Petroleum	179	-35°F to 200°F	Yes		
Plicord® Fuel Discharge	190	-35°F to 180°F	Yes		
Plicord® LW Black Flextra II™	184	-40°F to 180°F	Yes	Yes	Yes
Plicord® Oilfield Frac	183	-25°F to 180°F			
Plicord® Super Black Flexwing®	182	-35°F to 200°F	Yes		
Plicord® Waste Mate™	189	-25°F to 180°F			
Pyroflex® Hot Tar & Asphalt II	193	-25°F to 350°F			
Pyroflex® Hot Tar Wand	194	-25°F to 350°F			
Red Flextra® 100	181	-30°F to 180°F	Yes	Yes	Yes
Red Flextra® 150	181	-30°F to 180°F	Yes	Yes	Yes
Redwing® Fuel Oil	174	-40°F to 140°F	Yes		
Spiraflex® Polyurethane Vapor Recovery	192	-30°F to 150°F		Yes	Yes

AIR &
MULTIPURPOSE
General Purpose
Heavy Duty
Push-on

CHEMICAL
TRANSFER

CLEANING
EQUIPMENT

FOOD
Transfer
Washdown

MARINE

MATERIAL
HANDLING
Abrasives
Bulk Transfer
Cement & Concrete

MINING

PETROLEUM
Aircraft Fueling
Dispensing
Dock
Transfer

SPRAY

STEAM

VACUUM

VEYANCE

WATER
Discharge
Suction &
Discharge
Washdown

WELDING

COUPLING
SYSTEMS

APPENDIX

PETROLEUM

AIR &
MULTIPURPOSE
General Purpose
Heavy Duty
Push-on

CHEMICAL
TRANSFER

CLEANING
EQUIPMENT

FOOD
Transfer
Washdown

MARINE

MATERIAL
HANDLING
Abrasives
Bulk Transfer
Cement & Concrete

MINING

PETROLEUM
Aircraft Fueling
Dispensing
Dock
Transfer

SPRAY

STEAM

VACUUM

VEYANCE

WATER
Discharge
Suction &
Discharge
Washdown

WELDING

COUPLING
SYSTEMS

APPENDIX

REDWING® FUEL OIL



Product Specifications

- APPLICATION:** Redwing® Fuel Oil is for transfer and delivery of fuel oil and petroleum products for home delivery, commercial and industrial service. Redwing Fuel Oil has two textile braids. The braided construction reduces kinking and twisting when reeling. The smooth cover has low drag resistance.
- CONSTRUCTION TUBE:** Nitrile synthetic rubber (ORS)
- COVER:** Red Chemivic™ synthetic rubber (smooth finish) (ORS)
- REINFORCEMENT:** Braided (2) synthetic yarn
- TEMPERATURE:** -40°F to 140°F (-40°C to 60°C)
- PACKAGING:** Reels, cut lengths, and coupled lengths
- BRANDING:** Example: 1" (25.4 mm) 2 BD Redwing® Fuel Oil Goodyear.® Made in USA
- COUPLINGS:** Contact fitting manufacturer for proper fitting recommendation and coupling procedure.
- NON-STOCK/SIZES:** For special production run minimum requirements, see Appendix D.
- ORDER CODES:** 532-016

REDWING® FUEL OIL

ID		NOM. OD		MAX. WP		WEIGHT	
in.	mm.	in.	mm.	psi	Mpa	lb./ft.	kg./m.
1	25.4	1.50	38.1	250	1.72	0.57	0.85
1¼	31.8	1.80	45.7	250	1.72	0.65	0.97
1¾	34.9	1.88	47.8	250	1.72	0.70	1.04
1½	38.1	2.10	53.3	250	1.72	0.92	1.37

GOODYEAR
ENGINEERED PRODUCTS

PETROLEUM

ARCTIC EXTREMEFLEX™

A New Degree of Flexibility



Product Specifications

APPLICATION:	An extremely flexible and lightweight drop hose for transfer of petroleum-based products under suction, low-pressure discharge or gravity flow. Flexibility maintained down to -65°F (-54°C).
CONSTRUCTION	
TUBE:	Black Nitrile, RMA Class A (High Oil Resistance)
COVER:	Corrugated Black Wingprene® synthetic rubber (wrapped impression), blue spiral stripe Corrugated Blue Wingprene® synthetic rubber (wrapped impression), red spiral stripe
REINFORCEMENT:	Spiral-plyed synthetic fabric with double wire helix
TEMPERATURE:	-65°F to 180°F (-54°C to 82°C)
PACKAGING:	Coiled and polywrapped
BRANDING (SPIRAL):	Example: Goodyear® Plicord® Arctic ExtremeFlex™ Petroleum Transfer 150PSI WP
COUPLINGS:	Use Goodyear® Insta-Lock™ Cam & Groove Fittings
NON-STOCK/SIZES:	400' minimum order
ORDER CODES:	543-807 (black) 543-451 (blue)

ARCTIC EXTREMEFLEX™

ID		NOM. OD		MAX. WP		BEND RADIUS		VACUUM HG		WEIGHT	
in.	mm.	in.	mm.	psi	Mpa	in.	mm.	in.	mm.	lb./ft.	kg./m.
2	51	2.5	63.5	150	1.03	2	51	29	737	1.08	1.61
3	76	3.48	88.5	150	1.03	3	76	29	737	1.62	2.41
4	102	4.55	115.7	150	1.03	4	102	29	737	2.35	3.50



AIR &
MULTIPURPOSE
General Purpose
Heavy Duty
Push-on

CHEMICAL
TRANSFER

CLEANING
EQUIPMENT

FOOD
Transfer
Washdown

MARINE

MATERIAL
HANDLING
Abrasives
Bulk Transfer
Cement & Concrete

MINING

PETROLEUM
Aircraft Fueling
Dispensing
Dock
Transfer

SPRAY

STEAM

VACUUM

VEYANCE

WATER
Discharge
Suction &
Discharge
Washdown

WELDING

COUPLING
SYSTEMS

APPENDIX

PETROLEUM

AIR &
MULTIPURPOSE
General Purpose
Heavy Duty
Push-on

CHEMICAL
TRANSFER

CLEANING
EQUIPMENT

FOOD
Transfer
Washdown

MARINE

MATERIAL
HANDLING
Abrasives
Bulk Transfer
Cement & Concrete

MINING

PETROLEUM
Aircraft Fueling
Dispensing
Dock
Transfer

SPRAY

STEAM

VACUUM

VEYANCE

WATER
Discharge
Suction &
Discharge
Washdown

WELDING

COUPLING
SYSTEMS

APPENDIX

FLEXWING VERSAFUEL™



Product Specifications

- APPLICATION:** For use in tank truck and in-plant operation to transfer diesel, biodiesel blends, B-100, ethanol blends, gasoline, oil and petroleum base products up to 60% aromatic content.
- CONSTRUCTION TUBE:** Synthetic rubber (static dissipating)
- COVER:** Black synthetic rubber with excellent resistance to biodiesel, ethanol, oil/petroleum products and abrasion.
- REINFORCEMENT:** Spiral-plyed synthetic fabric with helix wire
- TEMPERATURE:** -30°F to 180°F (-34°C to 82°C)
- PACKAGING:** 100' lengths, coiled and polywrapped.
- BRANDING (SPIRAL):** Example: Goodyear® Flexwing VersaFuel™ 150 PSI WP
- COUPLINGS:** Use Goodyear Engineered Products Insta-Lock™ Cam and Groove fittings with this product.
- NON-STOCK/SIZES:** 400' minimum order
- ORDER CODES:** 543-422

FLEXWING VERSAFUEL™

ID		NOM. OD		MAX. WP		BEND RADIUS		VACUUM HG		WEIGHT	
in.	mm.	in.	mm.	psi	Mpa	in.	mm.	in.	mm.	lb./ft.	kg./m.
1	25.4	1.50	38.1	150	1.03	2	50	29	737	0.59	0.88
1¼	32.0	1.77	44.8	150	1.03	3	75	29	737	0.74	1.10
1½	38.0	2.03	51.7	150	1.03	4	100	29	737	0.92	1.37
2	51.2	2.55	64.9	150	1.03	5	125	29	737	1.21	1.80
2½	63.7	3.07	77.9	150	1.03	6	150	29	737	1.56	2.32
3	76.1	3.58	91.0	150	1.03	7	175	29	737	1.94	2.89
4	102.1	4.60	117.0	150	1.03	10	200	29	737	2.53	3.77

INFINITY™ FUEL DROP HOSE



NEW

Product Specifications

- APPLICATION:** Constructed with the exclusive PVC double helix for superior flexibility, abrasion resistance and low coefficient of friction for ease of maneuverability. Lightweight in construction, it is designed to transfer biodiesel and ethanol blends, gasoline and other petroleum products under pressure, gravity flow or medium suction (up to 23" Hg) at ambient temperature and with an aromatic content of 60% or less.
- CONSTRUCTION TUBE:** Black Nitrile synthetic rubber (static dissipating)
- COVER:** Black Chemivic™ synthetic rubber with orange & green Pliovic® outer helix
- REINFORCEMENT:** Synthetic fabric plies with static wire
- TEMPERATURE:** -40°F to 160°F (-40°C to 71°C)
- PACKAGING:** Coiled and polywrapped. For cut length, check with your Goodyear Engineered Products distributors.
- BRANDING:** Example: Infinity™ Drop Hose Goodyear®
- COUPLINGS:** Use Goodyear Engineered Products Insta-Lock™ Cam & Groove Fittings with this product.
- ORDER CODES:** 543-773

INFINITY™

ID		NOM. OD		MAX. WP		BEND RADIUS		VACUUM HG		WEIGHT	
in.	mm.	in.	mm.	psi	Mpa	in.	mm.	in.	mm.	lb./ft.	kg./m.
2	51.0	2.80	70.50	150	1.03	1.5	1.02	23	584	1.02	1.52
3	76.0	3.80	95.48	100	0.69	2.0	1.46	23	584	1.46	2.18
4	102.0	4.80	121.47	75	0.52	2.5	1.73	23	584	1.73	2.57

AIR &
MULTIPURPOSE
General Purpose
Heavy Duty
Push-on

CHEMICAL
TRANSFER

CLEANING
EQUIPMENT

FOOD
Transfer
Washdown

MARINE

MATERIAL
HANDLING
Abrasives
Bulk Transfer
Cement & Concrete

MINING

PETROLEUM
Aircraft Fueling
Dispensing
Dock
Transfer

SPRAY

STEAM

VACUUM

VEYANCE

WATER
Discharge
Suction &
Discharge
Washdown

WELDING

COUPLING
SYSTEMS

APPENDIX

PETROLEUM

AIR &
MULTIPURPOSE
General Purpose
Heavy Duty
Push-on

CHEMICAL
TRANSFER

CLEANING
EQUIPMENT

FOOD
Transfer
Washdown

MARINE

MATERIAL
HANDLING
Abrasives
Bulk Transfer
Cement & Concrete

MINING

PETROLEUM
Aircraft Fueling
Dispensing
Dock
Transfer

SPRAY

STEAM

VACUUM

VEYANCE

WATER
Discharge
Suction &
Discharge
Washdown

WELDING

COUPLING
SYSTEMS

APPENDIX

INFINITY™ HD FUEL DROP HOSE



NEW

Product Specifications

APPLICATION: Constructed with the exclusive PVC double helix for superior flexibility, abrasion resistance and low coefficient of friction for ease of maneuverability. Lightweight in construction, Infinity™ HD (Heavy Duty) is designed for higher working pressure applications (150 PSI). It is suitable in gravity flow or medium suction at ambient temperature. Designed to transfer biodiesel and ethanol blends, gasoline and other petroleum products with an aromatic content of 60% or less.

CONSTRUCTION
TUBE: Black Nitrile synthetic rubber (static dissipating)

COVER: Synthetic fabric plies

REINFORCEMENT: Black Chemivic® synthetic rubber with double Orange Pliovic® outer helix

TEMPERATURE: -40°F to 160°F (-40°C to 71°C)

PACKAGING: Coiled and polywrapped. For cut length, check with your Goodyear Engineered Products Authorized Distributor.

BRANDING: Infinity™ HD Drop Hose 150psi Goodyear®

COUPLINGS: Use Goodyear Engineered Products Insta-Lock Cam & Groove Fittings with this product. See the Coupling Systems information pages at the back of the catalog.

ORDER CODES: 543-138

INFINITY™ HD

ID		NOM. OD		MAX. WP		BEND RADIUS		VACUUM HG		WEIGHT	
in.	mm.	in.	mm.	psi	Mpa	in.	mm.	in.	mm.	lb./ft.	kg./m.
2	51.0	2.80	70.50	150	1.03	1.5	38.1	23	584	1.01	1.51
3	76.0	3.80	95.90	150	1.03	2.0	50.8	23	584	1.48	2.21
4	102.0	4.80	122.50	150	1.03	3.0	76.2	23	584	2.01	2.99

GOODYEAR
ENGINEERED PRODUCTS

PETROLEUM

PLICORD® FLEXWING® PETROLEUM



Product Specifications

APPLICATION:	For use in tank truck and in-plant operations to transfer gasoline, oil, ethanol blends and other petroleum base products up to 50% aromatic content. It is designed for pressure, gravity flow, or full-suction service.
CONSTRUCTION TUBE:	Nitrile synthetic rubber RMA Class A (High Oil Resistance)
COVER:	Black (red spiral stripe) or Red Chemivic™ (white spiral stripe) synthetic rubber (oil resistant); smooth cover; wrapped finish
REINFORCEMENT:	Spiral-plyed synthetic fabric with wire helix
TEMPERATURE:	-35°F to 200°F (-37°C to 93°C)
PACKAGING:	100' lengths, coiled and polywrapped
BRANDING (SPIRAL):	Example: Goodyear® Flexwing® Petroleum 150 psi WP
COUPLINGS:	Use Goodyear Engineered Products Insta-Lock Cam & Groove Fittings with this product. See the Coupling Systems information pages at the back of the catalog.
NON-STOCK/SIZES:	For special production run minimum requirements, see Appendix D.
ORDER CODES:	543-109 (black) 543-110 (red) 541-109 (black 8-inch size)

PLICORD® FLEXWING®

ID		NOM. OD		MAX. WP		BEND RADIUS		VACUUM HG		WEIGHT	
in.	mm.	in.	mm.	psi	Mpa	in.	mm.	in.	mm.	lb./ft.	kg./m.
3/4	19.1	1.22	31.0	150	1.03	2	51	29	737	0.47	0.70
1	25.4	1.50	38.1	150	1.03	2	51	29	737	0.63	0.94
1¼	31.8	1.76	44.7	150	1.03	3	76	29	737	0.79	1.18
1½	38.1	2.03	51.6	150	1.03	4	102	29	737	0.99	1.47
1¾	44.5	2.28	57.9	150	1.03	4	102	29	737	1.07	1.59
2	50.8	2.55	64.8	150	1.03	5	114	29	737	1.30	1.93
2½	63.5	3.07	78.0	150	1.03	6	146	29	737	1.66	2.47
3	76.2	3.57	90.7	150	1.03	7	178	29	737	2.03	3.02
3½	88.9	4.13	104.9	150	1.03	8	203	29	737	2.39	3.56
4	101.6	4.60	116.8	150	1.03	10	254	29	737	2.68	3.99
6	152.7	6.78	171.9	150	1.03	30	762	29	737	5.61	8.36
8	203.2	8.97	227.8	150	1.03	36	914	29	737	9.53	

AIR &
MULTIPURPOSE
General Purpose
Heavy Duty
Push-on

CHEMICAL
TRANSFER

CLEANING
EQUIPMENT

FOOD
Transfer
Washdown

MARINE

MATERIAL
HANDLING
Abrasives
Bulk Transfer
Cement & Concrete

MINING

PETROLEUM
Aircraft Fueling
Dispensing
Dock
Transfer

SPRAY

STEAM

VACUUM

VEYANCE

WATER
Discharge
Suction &
Discharge
Washdown

WELDING

COUPLING
SYSTEMS

APPENDIX



PETROLEUM

AIR &
MULTIPURPOSE
General Purpose
Heavy Duty
Push-on

CHEMICAL
TRANSFER

CLEANING
EQUIPMENT

FOOD
Transfer
Washdown

MARINE

MATERIAL
HANDLING
Abrasives
Bulk Transfer
Cement & Concrete

MINING

PETROLEUM
Aircraft Fueling
Dispensing
Dock
Transfer

SPRAY

STEAM

VACUUM

VEYANCE

WATER
Discharge
Suction &
Discharge
Washdown

WELDING

COUPLING
SYSTEMS

APPENDIX

PALADIN®




Product Specifications

- APPLICATION:** Designed as a lightweight and flexible hose to transfer biodiesel and ethanol blends, gasoline and other petroleum products under pressure, gravity flow or medium suction (up to 23" Hg) at ambient temperature. Maximum aromatic content 60%. Outer PVC helix provides abrasion resistance and low coefficient of friction. With Antistatic wire (low resistance).
- CONSTRUCTION**
TUBE: Black Nitrile synthetic rubber (static dissipating)
- COVER:** Black Chemivic™ synthetic rubber with Orange Pliovic® outer helix
- REINFORCEMENT:** Synthetic fabric plies
- TEMPERATURE:** -40°F to 160°F (-40°C to 71°C)
- PACKAGING:** 100' lengths, coiled and bagel pack
- BRANDING:** Example: Goodyear® Paladin® Drop Hose (Date Code). Made in Canada
- COUPLINGS:** Use Goodyear Engineered Products Insta-Lock™ Cam & Groove Fittings with this product. See the Coupling Systems information pages at the back of the catalog.
- NON-STOCK/SIZES:** For special production run minimum requirements, see Appendix D.
- ORDER CODES:** 543-227

PALADIN®

ID		NOM. OD		MAX. WP		BEND RADIUS		VACUUM HG		WEIGHT	
in.	mm.	in.	mm.	psi	Mpa	in.	mm.	in.	mm.	lb./ft.	kg./m.
2	50.8	2.87	72.9	150	1.03	2	51	23	584	1.04	1.55
3	76.2	3.92	99.6	150	1.03	3	76	23	584	1.58	2.35
4	101.6	4.85	123.2	75	0.52	5	127	23	584	1.94	2.89

RED FLEXTRA®



Product Specifications

- APPLICATION:** For the transfer of ethanol blends, gasoline and other petroleum-based products under pressure, gravity flow or full-suction where maximum flexibility is needed.
- CONSTRUCTION TUBE:** Nitrile synthetic rubber RMA Class A (High Oil Resistance)
- COVER:** Red Wingprene®, corrugated synthetic rubber RMA Class A (High Oil Resistance)
- REINFORCEMENT:** Spiral-plyed synthetic fabric with double wire helix
- TEMPERATURE:** -30°F to 180°F (-34°C to 82°C)
- PACKAGING:** 100' lengths, coiled and polywrapped
- BRANDING (SPIRAL):** Example: Goodyear® Red Flextra.® Made in Canada
- COUPLINGS:** Use Goodyear Engineered Products Insta-Lock Cam & Groove Fittings with this product. See the Coupling Systems information pages at the back of the catalog.
- NON-STOCK/SIZES:** For special production run minimum requirements, see Appendix D.

AIR &
MULTIPURPOSE
General Purpose
Heavy Duty
Push-on

CHEMICAL
TRANSFER

CLEANING
EQUIPMENT

FOOD
Transfer
Washdown

MARINE

MATERIAL
HANDLING
Abrasives
Bulk Transfer
Cement & Concrete

MINING

RED FLEXTRA® 100

ORDER CODES: 543-123

ID		NOM. OD		MAX. WP		BEND RADIUS		VACUUM HG		WEIGHT	
in.	mm.	in.	mm.	psi	Mpa	in.	mm.	in.	mm.	lb./ft.	kg./m.
2	50.8	2.38	60.3	100	0.69	4	102	29	737	0.83	1.09
2½	63.5	2.88	73.2	100	0.69	5	127	29	737	1.09	1.62
3	76.2	3.41	86.6	100	0.69	6	152	29	737	1.41	2.10
4	101.6	4.53	115.1	100	0.69	9	229	29	737	2.23	3.32

RED FLEXTRA® 150

ORDER CODES: 543-120

ID		NOM. OD		MAX. WP		BEND RADIUS		VACUUM HG		WEIGHT	
in.	mm.	in.	mm.	psi	Mpa	in.	mm.	in.	mm.	lb./ft.	kg./m.
2	50.8	2.52	64.0	150	1.03	4	102	29	737	1.18	1.76
3	76.2	3.59	91.2	150	1.03	6	152	29	737	1.99	2.96
4	101.6	4.61	117.1	150	1.03	9	229	29	737	2.66	3.96

PETROLEUM
Aircraft Fueling
Dispensing
Dock
Transfer

SPRAY

STEAM

VACUUM

VEYANCE

WATER
Discharge
Suction &
Discharge
Washdown

WELDING

COUPLING
SYSTEMS

APPENDIX

PETROLEUM

AIR &
MULTIPURPOSE
General Purpose
Heavy Duty
Push-on

CHEMICAL
TRANSFER

CLEANING
EQUIPMENT

FOOD
Transfer
Washdown

MARINE

MATERIAL
HANDLING
Abrasives
Bulk Transfer
Cement & Concrete

MINING

PETROLEUM
Aircraft Fueling
Dispensing
Dock
Transfer

SPRAY

STEAM

VACUUM

VEYANCE

WATER
Discharge
Suction &
Discharge
Washdown

WELDING

COUPLING
SYSTEMS

APPENDIX

PLICORD® SUPER BLACK FLEXWING®



Product Specifications

- APPLICATION:** A premium high pressure petroleum transfer hose for handling ethanol blends, gasoline, oils and other petroleum products at higher working pressures.
- CONSTRUCTION**
- TUBE:** Special fuel-resistant Black nitrile synthetic rubber RMA Class A (High Oil Resistance)
- COVER:** Black Neoprene synthetic rubber RMA Class A (High Oil Resistance), wrapped finish
- REINFORCEMENT:** Spiral-plyed synthetic fabric with wire helix
- TEMPERATURE:** -35°F to 200°F (-37°C to 93°C)
- PACKAGING:** 100' lengths, coiled and polywrapped
- BRANDING:** Example: Goodyear® Flexwing® Petroleum Hose
- COUPLINGS:** Use Goodyear Engineered Products Insta-Lock Cam & Groove Fittings with this product. See the Coupling Systems information pages at the back of the catalog.
- NON-STOCK/SIZES:** For special production run minimum requirements, see Appendix D.
- ORDER CODES:** 543-117 541-117 (6" diameter, 100' length)

PLICORD® SUPER BLACK FLEXWING®

ID		NOM. OD		MAX. WP		BEND RADIUS		VACUUM HG		WEIGHT	
in.	mm.	in.	mm.	psi	Mpa	in.	mm.	in.	mm.	lb./ft.	kg./m.
1	25.4	1.53	38.8	250	1.72	3	75	29	737	.70	1.04
1¼	31.8	1.87	47.1	250	1.72	4	100	29	737	.99	1.48
1½	38.1	2.08	52.8	250	1.72	4	100	29	737	1.15	1.71
2	50.8	2.59	65.8	250	1.72	5	125	29	737	1.44	2.14
2½	63.5	3.11	79.0	250	1.72	6	150	29	737	1.84	2.74
3	76.2	3.65	92.7	250	1.72	7	175	29	737	2.39	3.56
4	101.6	4.83	122.7	250	1.72	10	254	29	737	3.76	5.60
5	127.0	5.87	149.0	250	1.72	20	500	29	737	5.10	7.60
6	152.4	7.21	183.3	250	1.72	24	600	29	737	8.46	12.60

GOODYEAR
ENGINEERED PRODUCTS

PLICORD® OILFIELD FRAC



Product Specifications

- APPLICATION:** A rugged and flexible hose designed to convey crude oil and oil slurry mixtures for Frac tank connections.
- CONSTRUCTION**
 - TUBE:** Black Nitrile
 - COVER:** Black Chemivic™, smooth cover with wrapped finish. Also available with ARC treatment for improved abrasion resistance.
- REINFORCEMENT:** Multiple plies of synthetic fabric
- TEMPERATURE:** -25°F to 180°F (-32°C to 82°C)
- PACKAGING:** 100' length, coiled and polywrapped
- BRANDING (SPIRAL):** Goodyear® Oilfield Fracturing Hose
- COUPLINGS:** Swage-on coupling; contact coupling manufacturer
- ORDER CODES:** 543-827 543-710 (ARC Treatment) 541-710

PLICORD® OILFIELD FRAC

ID		NOM. OD		MAX. WP		WEIGHT	
in.	mm.	in.	mm.	psi	Mpa	lb./ft.	kg./m
3	76.2	3.87	98.30	400	2.76	2.52	3.74
4	101.6	4.76	120.85	400	2.76	2.85	4.21
6	152.0	6.77	175.00	400	2.76	4.6	6.84

AIR &
MULTIPURPOSE
General Purpose
Heavy Duty
Push-on

CHEMICAL
TRANSFER

CLEANING
EQUIPMENT

FOOD
Transfer
Washdown

MARINE

MATERIAL
HANDLING
Abrasives
Bulk Transfer
Cement & Concrete

MINING

PETROLEUM
Aircraft Fueling
Dispensing
Dock
Transfer

SPRAY

STEAM

VACUUM

VEYANCE

WATER
Discharge
Suction &
Discharge
Washdown

WELDING

COUPLING
SYSTEMS

APPENDIX

PETROLEUM

AIR &
MULTIPURPOSE
General Purpose
Heavy Duty
Push-on

CHEMICAL
TRANSFER

CLEANING
EQUIPMENT

FOOD
Transfer
Washdown

MARINE

MATERIAL
HANDLING
Abrasives
Bulk Transfer
Cement & Concrete

MINING

PETROLEUM
Aircraft Fueling
Dispensing
Dock
Transfer

SPRAY

STEAM

VACUUM

VEYANCE

WATER
Discharge
Suction &
Discharge
Washdown

WELDING

COUPLING
SYSTEMS

APPENDIX

PLICORD® LW BLACK FLEXTRA II™



Product Specifications

APPLICATION:	Used by tank trucks, bulk petroleum stations, and others to transfer ethanol blends and petroleum products under pressure, suction and/or gravity flow. Extremely flexible and lightweight to provide excellent service. Not recommended where aromatic content exceeds 50%.
CONSTRUCTION TUBE:	Black Nitrile RMA Class A (High Oil Resistance)
COVER:	Black Chemivic™ (corrugated)
REINFORCEMENT:	Spiral-plyed synthetic fabric with double wire helix
TEMPERATURE:	-40°F to 180°F (-40°C to 82°C)
PACKAGING:	100' lengths, coiled and polywrapped
BRANDING (SPIRAL):	Example: Goodyear® LW Black Flextra II™ 75 psi Max WP
COUPLINGS:	Contact fitting manufacturer for proper fitting recommendation and coupling procedure.
NON-STOCK/SIZES:	For special production run minimum requirements, see Appendix D.
ORDER CODES:	543-562

PLICORD® LW BLACK FLEXTRA II™

ID		NOM. OD		MAX. WP		BEND RADIUS		VACUUM HG		WEIGHT	
in.	mm.	in.	mm.	psi	Mpa	in.	mm.	in.	mm.	lb./ft.	kg./m.
2	50.8	2.42	61.5	75	0.52	3	76	29	737	0.94	1.40
2½	63.5	2.92	74.2	75	0.52	4	102	29	737	1.22	1.82
3	76.2	3.40	86.4	75	0.52	4	102	29	737	1.39	2.07
4	101.6	4.53	115.1	75	0.52	7	178	29	737	2.37	3.53

FLEXWING® OILFIELD



Product Specifications

- APPLICATION:** For use in transfer hose service, cleaning sediment from oil storage tanks and other general service applications. The tube is an oil-resistant synthetic rubber. Do not use with gasoline and other refined products when aromatic content exceeds 35%.
- CONSTRUCTION TUBE:** Synthetic rubber
- COVER:** Black Plioflex® synthetic rubber (smooth cover)
- REINFORCEMENT:** Spiral-plyed synthetic fabric with wire helix
- TEMPERATURE:** -25°F to 180°F (-32°C to 82°C)
- PACKAGING:** 100' lengths, coiled and polywrapped
- BRANDING (SPIRAL):** Example: Goodyear® Flexwing® Oilfield
- COUPLINGS:** Use Goodyear Engineered Products Insta-Lock Cam & Groove Fittings with this product. See the Coupling Systems information pages at the back of the catalog.
- NON-STOCK/SIZES:** For special production run minimum requirements, see Appendix D.
- ORDER CODES:** 543-655

FLEXWING® OILFIELD

ID		NOM. OD		MAX. WP		BEND RADIUS		VACUUM HG		WEIGHT	
in.	mm.	in.	mm.	psi	Mpa	in.	mm.	in.	mm.	lb./ft.	kg./m.
1½	38.1	1.97	50.0	150	1.03	4.00	102	29	737	0.86	1.28
2	50.8	2.48	63.0	150	1.03	4.50	114	29	737	1.12	1.67
2½	63.5	3.00	76.2	150	1.03	5.75	146	29	737	1.40	2.08
3	76.2	3.53	89.7	150	1.03	7.00	178	29	737	1.85	2.75
4	101.6	4.59	116.6	150	1.03	10.00	254	29	737	2.66	3.96

AIR &
MULTIPURPOSE
General Purpose
Heavy Duty
Push-on

CHEMICAL
TRANSFER

CLEANING
EQUIPMENT

FOOD
Transfer
Washdown

MARINE

MATERIAL
HANDLING
Abrasives
Bulk Transfer
Cement & Concrete

MINING

PETROLEUM
Aircraft Fueling
Dispensing
Dock
Transfer

SPRAY

STEAM

VACUUM

VEYANCE

WATER
Discharge
Suction &
Discharge
Washdown

WELDING

COUPLING
SYSTEMS

APPENDIX

PETROLEUM

AIR &
MULTIPURPOSE
General Purpose
Heavy Duty
Push-on

CHEMICAL
TRANSFER

CLEANING
EQUIPMENT

FOOD
Transfer
Washdown

MARINE

MATERIAL
HANDLING
Abrasives
Bulk Transfer
Cement & Concrete

MINING

PETROLEUM
Aircraft Fueling
Dispensing
Dock
Transfer

SPRAY

STEAM

VACUUM

VEYANCE

WATER
Discharge
Suction &
Discharge
Washdown

WELDING

COUPLING
SYSTEMS

APPENDIX

FLEXTRA® OILFIELD



Product Specifications

APPLICATION:	Flextra® Oilfield transfer hose is designed for use in tank truck or in-plant applications for the transfer of DILUTED industrial chemicals and petroleum waste, sludge and sediments. It is not recommended for refined petroleum products or concentrated industrial chemicals. DO NOT use with gasoline and other refined products when aromatic content exceeds 35%.
CONSTRUCTION	
TUBE:	Synthetic rubber
COVER:	Black Plioflex® synthetic rubber (corrugated cover)
REINFORCEMENT:	Spiral-plyed synthetic fabric with double wire helix
TEMPERATURE:	-25°F to 180°F (-32°C to 82°C)
PACKAGING:	100' lengths, coiled and polywrapped
BRANDING (SPIRAL):	Example: Goodyear® Flextra® Oilfield
COUPLINGS:	Use Goodyear Engineered Products Insta-Lock Cam & Groove Fittings with this product. See the Coupling Systems information pages at the back of the catalog.
NON-STOCK/SIZES:	For special production run minimum requirements, see Appendix D.
ORDER CODES:	543-691

FLEXTRA® OILFIELD

ID		NOM. OD		MAX. WP		BEND RADIUS		VACUUM HG		WEIGHT	
in.	mm.	in.	mm.	psi	Mpa	in.	mm.	in.	mm.	lb./ft.	kg./m.
1¼	25.4	1.63	41.4	150	1.03	3	75	29	737	0.57	0.85
1½	38.1	1.92	48.8	150	1.03	4	100	29	737	0.74	1.10
2	50.8	2.44	62.0	125	0.86	4	102	29	737	0.94	1.4
3	76.2	3.52	89.4	125	0.86	6	152	29	737	1.71	2.54
4	101.6	4.52	114.8	100	0.69	8	203	29	737	2.17	3.23

GOODYEAR
ENGINEERED PRODUCTS

PLICORD® ARCTIC FLEXWING®



Product Specifications

- APPLICATION:** Plicord® Arctic Flexwing® is for use in low-temperature operations for transferring gasoline, oil and other petroleum products.
- CONSTRUCTION TUBE:** Ultra-low temperature oil resistant synthetic rubber RMA Class A (High Oil Resistance)
- COVER:** Blue ultra-low temperature synthetic rubber RMA Class A (High Oil Resistance) with red spiral stripe. Smooth cover, wrapped finish
- REINFORCEMENT:** Spiral-plyed synthetic fabric with wire helix
- TEMPERATURE:** -65°F to 180°F (-54°C to 82°C)
- PACKAGING:** 100' lengths, coiled and polywrapped
- BRANDING (SPIRAL):** Example: Goodyear® Arctic Flexwing® 150 psi WP
- COUPLINGS:** Use Goodyear Engineered Products Insta-Lock Cam & Groove Fittings with this product. See the Coupling Systems information pages at the back of the catalog.
- NON-STOCK/SIZES:** For special production run minimum requirements, see Appendix D.
- ORDER CODES:** 543-650

PLICORD® ARCTIC FLEXWING®

ID		NOM. OD		MAX. WP		BEND RADIUS		VACUUM HG		WEIGHT	
in.	mm.	in.	mm.	psi	Mpa	in.	mm.	in.	mm.	lb./ft.	kg./m.
1¼	31.8	1.73	43.9	150	1.03	3	80	29	737	0.66	0.98
1½	38.1	1.98	50.3	150	1.03	4	102	29	737	0.82	1.22
2	50.8	2.50	63.5	150	1.03	5	127	29	737	1.07	1.59
2½	63.5	3.09	78.5	150	1.03	6	152	29	737	1.64	2.44
3	76.2	3.58	90.9	150	1.03	7	178	29	737	1.92	2.86
4	101.6	4.70	119.4	150	1.03	10	254	29	737	2.88	4.29

AIR &
MULTIPURPOSE
General Purpose
Heavy Duty
Push-on

CHEMICAL
TRANSFER

CLEANING
EQUIPMENT

FOOD
Transfer
Washdown

MARINE

MATERIAL
HANDLING
Abrasives
Bulk Transfer
Cement & Concrete

MINING

PETROLEUM
Aircraft Fueling
Dispensing
Dock
Transfer

SPRAY

STEAM

VACUUM

VEYANCE

WATER
Discharge
Suction &
Discharge
Washdown

WELDING

COUPLING
SYSTEMS

APPENDIX

PETROLEUM

AIR &
MULTIPURPOSE
General Purpose
Heavy Duty
Push-on

CHEMICAL
TRANSFER

CLEANING
EQUIPMENT

FOOD
Transfer
Washdown

MARINE

MATERIAL
HANDLING
Abrasives
Bulk Transfer
Cement & Concrete

MINING

PETROLEUM
Aircraft Fueling
Dispensing
Dock
Transfer

SPRAY

STEAM

VACUUM

VEYANCE

WATER
Discharge
Suction &
Discharge
Washdown

WELDING

COUPLING
SYSTEMS

APPENDIX

LW ARCTIC TANK TRUCK



Product Specifications

APPLICATION:	For transfer of petroleum-based products under suction, low-pressure discharge or gravity flow. Flexibility maintained down to -65°F (-54°C).
CONSTRUCTION	
TUBE:	Black Nitrile RMA Class A (High Oil Resistance)
COVER:	Blue Wingprene® (corrugated)
REINFORCEMENT:	Spiral-plyed synthetic fabric with double wire helix
TEMPERATURE:	-65°F to 180°F (-54°C to 82°C)
PACKAGING:	100' lengths, coiled and polywrapped
BRANDING (SPIRAL):	Example: Goodyear® LW Arctic Tank Truck 150 psi/10 Bar
COUPLINGS:	Contact fitting manufacturer for proper fitting recommendation and coupling procedure.
NON-STOCK/SIZES:	For special production run minimum requirements, see Appendix D.
ORDER CODES:	543-365

LW ARCTIC TANK TRUCK

ID		NOM. OD		MAX. WP		BEND RADIUS		VACUUM HG		WEIGHT	
in.	mm.	in.	mm.	psi	Mpa	in.	mm.	in.	mm.	lb./ft.	kg./m.
2	50.8	2.53	64.3	200	1.38	4	100	29	737	1.11	1.64
2½	63.5	3.02	76.7	150	1.03	5	125	29	737	1.42	2.11
3	76.2	3.55	90.2	150	1.03	6	150	29	737	1.83	2.72
4	101.6	4.61	117.1	150	1.03	9	225	29	737	2.62	3.90

PLICORD® WASTE MATE™



Product Specifications

- APPLICATION:** Designed for use in tank truck or in-plant applications for the transfer of DILUTED industrial chemicals and petroleum waste, sludge and sediments. It is not recommended for refined petroleum products or concentrated industrial chemicals.
- CONSTRUCTION**
TUBE: Black Nitrile RMA Class A (High Oil Resistance)
- COVER:** Black SBR (wrapped cover) orange branding tape
- REINFORCEMENT:** Spiral-plyed synthetic fabric with wire helix
- TEMPERATURE:** -25°F to 180°F (-32°C to 82°C)
- PACKAGING:** 100' length, coiled, polywrapped
- BRANDING (SPIRAL):** Example: Goodyear® Plicord® Waste Mate™ 150 psi
- COUPLINGS:** Use Goodyear Engineered Products Insta-Lock Cam & Groove Fittings with this product. See the Coupling Systems information pages at the back of the catalog.
- NON-STOCK/SIZES:** For special production run minimum requirements, see Appendix D.
- ORDER CODES:** 549-853

PLICORD® WASTE MATE™

ID		NOM. OD		MAX. WP		BEND RADIUS		VACUUM HG		WEIGHT	
in.	mm.	in.	mm.	psi	Mpa	in.	mm.	in.	mm.	lb./ft.	kg./m.
2	50.8	2.48	63.0	150	1.03	4	102	29	737	1.11	1.65
2½	63.5	3.00	76.2	150	1.03	5	127	29	737	1.42	2.11
3	76.2	3.52	89.4	150	1.03	6	152	29	737	1.88	2.80
4	101.6	4.58	116.3	150	1.03	8	203	29	737	2.62	3.90

AIR &
MULTIPURPOSE
General Purpose
Heavy Duty
Push-on

CHEMICAL
TRANSFER

CLEANING
EQUIPMENT

FOOD
Transfer
Washdown

MARINE

MATERIAL
HANDLING
Abrasives
Bulk Transfer
Cement & Concrete

MINING

PETROLEUM
Aircraft Fueling
Dispensing
Dock
Transfer

SPRAY

STEAM

VACUUM

VEYANCE

WATER
Discharge
Suction &
Discharge
Washdown

WELDING

COUPLING
SYSTEMS

APPENDIX

PETROLEUM

AIR &
MULTIPURPOSE
General Purpose
Heavy Duty
Push-on

CHEMICAL
TRANSFER

CLEANING
EQUIPMENT

FOOD
Transfer
Washdown

MARINE

MATERIAL
HANDLING
Abrasives
Bulk Transfer
Cement & Concrete

MINING

PETROLEUM
Aircraft Fueling
Dispensing
Dock
Transfer

SPRAY

STEAM

VACUUM

VEYANCE

WATER
Discharge
Suction &
Discharge
Washdown

WELDING

COUPLING
SYSTEMS

APPENDIX

PLICORD® FUEL DISCHARGE



Product Specifications

- APPLICATION:** Plicord® Fuel Discharge hose is for the discharge of gasoline, oil, ethanol blends and other petroleum based products in tank and industrial applications.
- CONSTRUCTION**
TUBE: Nitrile synthetic rubber RMA Class A (High Oil Resistance), plus antistatic wires
- COVER:** Black Chemivic™ synthetic rubber RMA Class B (Medium-High Oil Resistance)
- REINFORCEMENT:** Spiral-plyed synthetic fabric (2"–4": 2 ply; 6": 4 ply), plus grounding wires
- TEMPERATURE:** -35°F to 180°F (-37°C to 82°C)
- PACKAGING:** 100' lengths, coiled and polywrapped
- BRANDING (SPIRAL):** Example: Goodyear® Plicord® Fuel Discharge
- COUPLINGS:** Use Goodyear Engineered Products Insta-Lock Cam & Groove Fittings with this product. See the Coupling Systems information pages at the back of the catalog.
- NON-STOCK/SIZES:** For special production run minimum requirements, see Appendix D.
- ORDER CODES:** 543-331

PLICORD® FUEL DISCHARGE

ID		NOM. OD		MAX. WP		WEIGHT	
in.	mm.	in.	mm.	psi	Mpa	lb./ft.	kg./m.
3/4	19.1	1.21	30.7	150	1.03	0.42	0.63
1	25.4	1.46	37.1	150	1.03	0.52	0.77
1¼	31.8	1.72	43.7	150	1.03	0.63	0.94
1½	38.1	1.95	49.5	150	1.03	0.73	1.09
2	50.8	2.49	63.3	150	1.03	0.98	1.46
2½	63.5	2.98	75.7	150	1.03	1.19	1.77
3	76.2	3.50	88.9	150	1.03	1.45	2.16
3½	88.9	4.04	102.6	150	1.03	1.70	2.53
4	101.6	4.52	114.8	150	1.03	1.91	2.84
6	152.4	6.63	168.4	150	1.03	3.41	5.07

GOODYEAR
ENGINEERED PRODUCTS

PLICORD® EXTREMEFLEX™ PETROLEUM TRANSFER



Product Specifications

- APPLICATION:** An extremely flexible and lightweight drop hose for use in tank truck and in-plant operation to transfer diesel, ethanol, gasoline, oil and petroleum base products up to 60% aromatic content. Corrugated construction for lower drag coefficient and superior abrasion resistance.
- CONSTRUCTION TUBE:** Black Nitrile synthetic rubber (Class A oil resistance)
- COVER:** Black Chemivic™ synthetic (corrugated)
- REINFORCEMENT:** Spiral plied synthetic fabric with wire helix
- TEMPERATURE:** -40°F to 200°F (-40°C to 93°C)
- PACKAGING:** 100' Lengths, coiled and bagel packed
- BRANDING (SPIRAL):** Example: Plicord® ExtremeFlex™ Petroleum Transfer
- COUPLINGS:** Use Goodyear Engineered Products Insta-Lock™ Cam & Groove Fittings.
- NON-STOCK/SIZES:** For special production run minimum requirements, see Appendix D.
- ORDER CODES:** 543-216

PLICORD® EXTREMEFLEX™ PETROLEUM TRANSFER

ID		NOM. OD		MAX. WP		BEND RADIUS		VACUUM HG		WEIGHT	
in.	mm.	in.	mm.	psi	Mpa	in.	mm.	in.	mm.	lb./ft.	kg./m.
3/4	19	1.20	30.5	250	1.72	.75	19.05	29	737	0.44	0.65
1	25	1.45	36.8	250	1.72	1	25.40	29	737	0.55	0.81
1½	38	1.91	48.5	250	1.72	1.5	38.10	29	737	0.73	1.08
2	51	2.43	61.8	250	1.72	2	50.80	29	737	0.96	1.43
2½	63	3.00	76.1	200	1.37	2.5	63.50	29	737	1.41	2.10
3	76	3.50	88.8	200	1.37	3	76.20	29	737	1.69	2.51
4	102	4.56	115.7	150	1.03	4	101.60	29	737	2.42	3.61



AIR &
MULTIPURPOSE
General Purpose
Heavy Duty
Push-on

CHEMICAL
TRANSFER

CLEANING
EQUIPMENT

FOOD
Transfer
Washdown

MARINE

MATERIAL
HANDLING
Abrasives
Bulk Transfer
Cement & Concrete

MINING

PETROLEUM
Aircraft Fueling
Dispensing
Dock
Transfer

SPRAY

STEAM

VACUUM

VEYANCE

WATER
Discharge
Suction &
Discharge
Washdown

WELDING

COUPLING
SYSTEMS

APPENDIX

PETROLEUM

AIR &
MULTIPURPOSE
General Purpose
Heavy Duty
Push-on

CHEMICAL
TRANSFER

CLEANING
EQUIPMENT

FOOD
Transfer
Washdown

MARINE

MATERIAL
HANDLING
Abrasives
Bulk Transfer
Cement & Concrete

MINING

PETROLEUM
Aircraft Fueling
Dispensing
Dock

Transfer

SPRAY

STEAM

VACUUM

VEYANCE

WATER
Discharge
Suction &
Discharge
Washdown

WELDING

COUPLING
SYSTEMS

APPENDIX

SPIRAFLEX® POLYURETHANE VAPOR RECOVERY



Product Specifications

APPLICATION:	For the recovery of gasoline vapors in tank truck loading at bulk terminals and in tank truck unloading at service stations.
CONSTRUCTION TUBE:	Transparent polyurethane
COVER:	Transparent polyurethane
REINFORCEMENT:	Red rigid Pliovic® helix, available with static wire placed between the tube and cover
TEMPERATURE:	-30°F to 150°F (-34°C to 66°C)
PACKAGING:	100' lengths, coiled and polywrapped
BRANDING:	Not branded
COUPLINGS:	Contact fitting manufacturer for proper fitting recommendation and coupling procedure.
NON-STOCK/SIZES:	For special production run minimum requirements, see Appendix D.
ORDER CODES:	586-465 (without static wire) 586-468 (static wire)

SPIRAFLEX® POLYURETHANE VAPOR RECOVERY

ID		NOM. OD		MAX. WP		BEND RADIUS		WEIGHT	
in.	mm.	in.	mm.	psi	Mpa	in.	mm.	lb./ft.	kg./m.
2	50.8	2.47	62.7	30	0.21	3	76	0.57	0.85
3	76.2	3.41	86.6	20	0.14	4	102	0.68	1.01
4	101.6	4.51	114.6	15	0.10	7	178	0.98	1.46

PYROFLEX® HOT TAR & ASPHALT II



Product Specifications

- APPLICATION:** For the transfer of high temperature petroleum-based materials such as tar, asphalt and hot oils. It is suitable for suction and discharge service on tank trucks, tank cars or at bulk stations. Heat resistant tube and Flexten reinforcement. (Hot oils only rated to 200°F)
- CONSTRUCTION TUBE:** Black Nitrile (special heat resistant) synthetic rubber RMA Class A (High Oil Resistance)
- COVER:** Black Wingprene® synthetic rubber RMA Class A (High Oil Resistance) with spiral red stripe
- REINFORCEMENT:** Spiral-plyed Flexten® with wire helix
- TEMPERATURE:** -25°F to 350°F (-32°C to 177°C)
- PACKAGING:** 100' lengths, coiled and polywrapped
- BRANDING (SPIRAL):** Example: Goodyear® Pyroflex® Hot Tar and Asphalt II 150 psi
- COUPLINGS:** Contact fitting manufacturer for proper fitting recommendation and coupling procedure.
- NON-STOCK/SIZES:** For special production run minimum requirements, see Appendix D.
- ORDER CODES:** 543-118

PYROFLEX® HOT TAR & ASPHALT II

ID		NOM. OD		MAX. WP		BEND RADIUS		VACUUM HG		WEIGHT	
in.	mm.	in.	mm.	psi	Mpa	in.	mm.	in.	mm.	lb./ft.	kg./m.
1½	38.1	2.08	52.8	150	1.03	4	102	29	737	1.04	1.55
2	50.8	2.60	66.0	150	1.03	5	127	29	737	1.33	1.98
2½	63.5	3.09	78.6	150	1.03	6	152	29	737	1.67	2.49
3	76.2	3.65	92.8	150	1.03	7	178	29	737	2.23	3.32
4	101.6	4.68	118.8	150	1.03	10	254	29	737	2.91	4.34

AIR &
MULTIPURPOSE
General Purpose
Heavy Duty
Push-on

CHEMICAL
TRANSFER

CLEANING
EQUIPMENT

FOOD
Transfer
Washdown

MARINE

MATERIAL
HANDLING
Abrasives
Bulk Transfer
Cement & Concrete

MINING

PETROLEUM
Aircraft Fueling
Dispensing
Dock
Transfer

SPRAY

STEAM

VACUUM

VEYANCE

WATER
Discharge
Suction &
Discharge
Washdown

WELDING

COUPLING
SYSTEMS

APPENDIX

PETROLEUM

AIR &
MULTIPURPOSE
General Purpose
Heavy Duty
Push-on

CHEMICAL
TRANSFER

CLEANING
EQUIPMENT

FOOD
Transfer
Washdown

MARINE

MATERIAL
HANDLING
Abrasives
Bulk Transfer
Cement & Concrete

MINING

PETROLEUM
Aircraft Fueling
Dispensing
Dock
Transfer

SPRAY

STEAM

VACUUM

VEYANCE

WATER
Discharge
Suction &
Discharge
Washdown

WELDING

COUPLING
SYSTEMS

APPENDIX

PYROFLEX® HOT TAR WAND



Product Specifications

- APPLICATION:** A high quality wand hose used in asphalt crack filling applicator and dispensing service.
- CONSTRUCTION**
TUBE: Black Nitrile (special heat resistance)
- COVER:** Black Wingprene® (wrapped finish) flame-retardant
- REINFORCEMENT:** Spiral-plied (2) steel wire
- TEMPERATURE:** -25°F to 350°F (-32°C to 177°C)
- PACKAGING:** 100' lengths, coiled and polywrapped
- BRANDING (SPIRAL):** Example: Goodyear® Pyroflex® Hot Tar Wand Hose
- COUPLINGS:** Contact fitting manufacturer for proper fitting recommendation and coupling procedure.
- NON-STOCK/SIZES:** For special production run minimum requirements, see Appendix D.
- ORDER CODES:** 543-632

PYROFLEX® HOT TAR WAND

ID		NOM. OD		MAX. WP		WEIGHT	
in.	mm.	in.	mm.	psi	Mpa	lb./ft.	kg./m.
3/4	19.1	1.33	33.8	300	2.07	0.64	0.95
1	25.4	1.61	40.9	300	2.07	0.84	1.25
1½	38.1	2.11	53.6	300	2.07	1.15	1.71

GOODYEAR
ENGINEERED PRODUCTS

SPRAY

AIR &
MULTIPURPOSE
General Purpose
Heavy Duty
Push-on

CHEMICAL
TRANSFER

CLEANING
EQUIPMENT

FOOD
Transfer
Washdown

MARINE

MATERIAL
HANDLING
Abrasives
Bulk Transfer
Cement & Concrete

MINING

PETROLEUM
Aircraft Fueling
Dispensing
Dock
Transfer

SPRAY

STEAM

VACUUM

VEYANCE


WATER
Discharge
Suction &
Discharge
Washdown

WELDING

COUPLING
SYSTEMS

APPENDIX

SPRAY



	Page	Rubber	Thermoplastic	Textile	Wire	Temp Range	MSHA
Mine Spray	136	Yes			Yes	0°F to 200°F	Yes
NR Spray	197	Yes		Yes		0°F to 190°F	
Pliovic® Ag Spray (1800 & 2400)	198		Yes	Yes		0°F to 158°F	

NR SPRAY



Product Specifications

- APPLICATION:** NR Spray is a premium-quality, all-purpose hose for handling a variety of applications such as paint spray or agricultural spray. Will handle spraying paints, automotive finish paints, lacquers, thinners, turpentine, air, oil and a large variety of solvents and chemicals.
- CONSTRUCTION TUBE:** Nylon, silicone-free
- COVER:** Black synthetic rubber, RMA Class B (Medium Oil Resistance)
- REINFORCEMENT:** Braided synthetic yarn (1/4" and 3/8"—1 braid) (1/2", 3/4" and 1"—2 braid)
- TEMPERATURE:** 0°F to 190°F (-18°C to 88°C)
- PACKAGING:** 500' reel, maximum 3 pieces, 50' minimum
- BRANDING:** Example: Goodyear® 1/4" IBD NR Spray. Made in USA
- COUPLINGS:** Contact fitting manufacturer for proper fitting recommendation and coupling procedure.
- NON-STOCK/SIZES:** For special production run minimum requirements, see Appendix D.
- ORDER CODES:** 536-290

NR SPRAY

ID		NOM. OD		MAX. WP		WEIGHT	
in.	mm.	in.	mm.	psi	Mpa	lb./ft.	kg./m.
1/4	6.4	0.49	12.4	750	5.17	0.08	0.12
5/16	7.9	0.61	15.5	750	5.17	0.13	0.19
3/8	9.5	0.70	17.8	750	5.17	0.15	0.22
1/2	12.7	0.87	22.1	750	5.17	0.22	0.33
5/8	15.9	1.05	26.7	750	5.17	0.31	0.46
3/4	19.1	1.19	30.2	750	5.17	0.36	0.54
1	25.4	1.51	38.4	750	5.17	0.54	0.80

AIR &
MULTIPURPOSE
General Purpose
Heavy Duty
Push-on

CHEMICAL
TRANSFER

CLEANING
EQUIPMENT

FOOD
Transfer
Washdown

MARINE

MATERIAL
HANDLING
Abrasives
Bulk Transfer
Cement & Concrete

MINING

PETROLEUM
Aircraft Fueling
Dispensing
Dock
Transfer

SPRAY

STEAM

VACUUM

VEYANCE

WATER
Discharge
Suction &
Discharge
Washdown

WELDING

COUPLING
SYSTEMS

APPENDIX

SPRAY

AIR &
MULTIPURPOSE
*General Purpose
Heavy Duty
Push-on*

CHEMICAL
TRANSFER

CLEANING
EQUIPMENT

FOOD
*Transfer
Washdown*

MARINE

MATERIAL
HANDLING
*Abrasives
Bulk Transfer
Cement & Concrete*

MINING

PETROLEUM
*Aircraft Fueling
Dispensing
Dock
Transfer*

SPRAY

STEAM

VACUUM

VEYANCE

WATER
*Discharge
Suction &
Discharge
Washdown*

WELDING

COUPLING
SYSTEMS

APPENDIX

PLIOVIC® AG SPRAY



Product Specifications

- APPLICATION:** A lightweight, economical high-pressure hose for carrying air, water and many spray solutions in agricultural applications: including Xylene up to 10% concentration. Safety factor 3:1.
- CONSTRUCTION**
TUBE: Pliovic® RMA Class B (Medium Oil Resistance)
- COVER:** Orange or green Pliovic® (ribbed finish)
- REINFORCEMENT:** Spiral synthetic yarn
- TEMPERATURE:** 0°F to 158°F (-18°C to 70°C)
- PACKAGING:** 300' length, coiled and polywrapped
- BRANDING:** Example: Goodyear® Pliovic® 1800 Spray 1/2" (12.7 mm). Made in USA
- COUPLINGS:** Contact fitting manufacturer for proper fitting recommendation and coupling procedure.
- NON-STOCK/SIZES:** For special production run minimum requirements, see Appendix D.

ORDER CODES: 540-211

PLIOVIC® 1800 (ORANGE)

ID		NOM. OD		MAX. WP		WEIGHT	
in.	mm.	in.	mm.	psi	Mpa	lb./ft.	kg./m.
3/8	9.5	0.69	17.5	600	4.14	0.14	0.21
1/2	12.7	0.78	19.8	600	4.14	0.19	0.28
3/4	19.1	1.10	27.9	600	4.14	0.28	0.42

ORDER CODES: 540-208

PLIOVIC® 2400 (GREEN)

ID		NOM. OD		MAX. WP		WEIGHT	
in.	mm.	in.	mm.	psi	Mpa	lb./ft.	kg./m.
3/8	9.5	0.70	17.8	800	5.52	0.14	0.21
1/2	12.7	0.85	21.6	800	5.52	0.20	0.30
3/4	19.1	1.10	27.9	800	5.52	0.28	0.42

GOODYEAR
ENGINEERED PRODUCTS

STEAM



	Page	Temp Range	Smooth Cover	Wrapped Cover	Colors	Crimped Assembly
Crimped Steam Assembly	203	-40°F to 450°F	Yes	Yes	Red/Black	Yes
Flexsteel® 250 CB Steam	202	-40°F to 425°F		Yes	Red/Black	
Flexsteel® 250 Steam	200	-40°F to 450°F	Yes	Yes	Red/Black	Yes
Flexsteel® 250 EPDM-20	201	-40°F to 450°F		Yes	Red	Yes
Heavy Duty Steam Pile Driver	205	-40°F to 406°F		Yes	Red/Black	
MIL-DTL-29210E Steam	206	0°F to 406°F		Yes	Black	
Plicord® 250 Steam	204	0°F to 406°F		Yes	Red/Black	

AIR &
MULTIPURPOSE
General Purpose
Heavy Duty
Push-on

CHEMICAL
TRANSFER

CLEANING
EQUIPMENT

FOOD
Transfer
Washdown

MARINE

MATERIAL
HANDLING
Abrasives
Bulk Transfer
Cement & Concrete

MINING

PETROLEUM
Aircraft Fueling
Dispensing
Dock
Transfer

SPRAY

STEAM

VACUUM

VEYANCE

WATER
Discharge
Suction &
Discharge
Washdown

WELDING

COUPLING
SYSTEMS

APPENDIX

STEAM

AIR &
MULTIPURPOSE
*General Purpose
Heavy Duty
Push-on*

CHEMICAL
TRANSFER

CLEANING
EQUIPMENT

FOOD
*Transfer
Washdown*

MARINE

MATERIAL
HANDLING
*Abrasives
Bulk Transfer
Cement & Concrete*

MINING

PETROLEUM
*Aircraft Fueling
Dispensing
Dock
Transfer*

SPRAY

STEAM

VACUUM

VEYANCE

WATER
*Discharge
Suction &
Discharge
Washdown*

WELDING

COUPLING
SYSTEMS

APPENDIX

FLEXSTEEL® 250 STEAM



Product Specifications

- APPLICATION:** For cleaning, heat control, fire prevention, pumping, thawing, blow-out service, steam pumps and hoists in open-end or permanent installation operations. It is used in refineries, shipyards, chemical plants, steel mills, foundries and heavy industrial applications where high strength is required and where severe environmental conditions are encountered.
- CONSTRUCTION**
TUBE: Pyrosyn® synthetic rubber
- COVER:** Black or red Pyrosyn finish, pin-pricked
- REINFORCEMENT:** Braided steel wire (3/4" and 1" have 2 steel wire braids)
- TEMPERATURE:** -40°F to 450°F (-40°C to 232°C)
- PACKAGING:** Reels or 50' cut lengths (1/2"—4 per box, 3/4"—3 per box, 1"—2 per box)
- BRANDING:** Example: Goodyear® Flexsteel® 250 Steam Max WP 250 PSI. Made in USA
- COUPLINGS:** See Goodyear Engineered Products Hose Assembly Manual for most current crimp solutions.
- NON-STOCK/SIZES:** For special production run minimum requirements, see Appendix D.
- ORDER CODES:** 539-070 (black) 539-076 (red) 539-470 (black wrapped)* 539-476 (red wrapped)*

FLEXSTEEL® 250 STEAM

ID		NOM. OD		MAX. WP		WEIGHT	
in.	mm.	in.	mm.	psi	Mpa	lb./ft.	kg./m.
1/2	12.7	1.06	26.9	250	1.72	0.45	0.67
3/4	19.1	1.28	32.5	250	1.72	0.56	0.83
1	25.4	1.63	41.4	250	1.72	0.91	1.35

FLEXSTEEL® 250 EPDM-20



Product Specifications

- APPLICATION:** The Flexsteel® 250 EPDM-20 features the superior performance of Flexsteel 250 Steam hose series enhanced with the increased safety factor of 20:1. This exceeds the RMA safety standard and makes steam operations more secure and user friendly. The hose has a maximum operating pressure of 250 PSI with a temperature range of -40°F to 450°F.
- CONSTRUCTION**
- TUBE:** Black Pyrosyn®, pin-pricked
- COVER:** Red Wrapped Pyrosyn®, pin-pricked
- REINFORCEMENT:** (2) braid wire
- TEMPERATURE:** -40°F to 450°F (-40°C to 232°C)
- PACKAGING:** Bulk, cut lengths, coupled assemblies
- BRANDING (SPIRAL):** Example: Goodyear® Flexsteel® 250 EPDM-20 Steam 250 PSI. Made in USA.
- COUPLINGS:** See Goodyear Engineered Products Hose Assembly Manual for most current crimp solutions.
- NON-STOCK/SIZES:** For special production run minimum requirements, see Appendix D.
- ORDER CODES:** 539-486

FLEXSTEEL® 250 EPDM-20

ID		NOM. OD		MAX. WP		WEIGHT	
in.	mm.	in.	mm.	psi	Mpa	lb./ft.	kg./m.
3/4	19.1	1.28	32.5	250	1.72	0.59	0.83

AIR &
MULTIPURPOSE
General Purpose
Heavy Duty
Push-on

CHEMICAL
TRANSFER

CLEANING
EQUIPMENT

FOOD
Transfer
Washdown

MARINE

MATERIAL
HANDLING
Abrasives
Bulk Transfer
Cement & Concrete

MINING

PETROLEUM
Aircraft Fueling
Dispensing
Dock
Transfer

SPRAY

STEAM

VACUUM

VEYANCE

WATER
Discharge
Suction &
Discharge
Washdown

WELDING

COUPLING
SYSTEMS

APPENDIX

STEAM

AIR &
MULTIPURPOSE
*General Purpose
Heavy Duty
Push-on*

CHEMICAL
TRANSFER

CLEANING
EQUIPMENT

FOOD
*Transfer
Washdown*

MARINE

MATERIAL
HANDLING
*Abrasives
Bulk Transfer
Cement & Concrete*

MINING

PETROLEUM
*Aircraft Fueling
Dispensing
Dock
Transfer*

SPRAY

STEAM

VACUUM

VEYANCE

WATER
*Discharge
Suction &
Discharge
Washdown*

WELDING

COUPLING
SYSTEMS

APPENDIX

FLEXSTEEL® 250 CB STEAM



Product Specifications

- APPLICATION:** Used for cleaning, heat control, fire prevention, pumping, thawing, blowout service, steam pumps and hoists in open-end or permanent installation operations. It is used in refineries, shipyards, chemical plants, steel mills, foundries and heavy industrial applications where high strength is required and where severe environmental conditions are encountered.
- CONSTRUCTION**
 - TUBE:** Chlorobutyl synthetic rubber
 - COVER:** Red or black Pyrosyn® synthetic rubber
- REINFORCEMENT:** Braided steel wire (3/4" and higher have 2 steel wire braids)
- TEMPERATURE:** -40°F to 425°F (-40°C to 218°C)
- PACKAGING:**

Wrapped cover:	1/2"	Four 50' exact length/box
	3/4"–1"	Three 50' exact length/box
	1 1/4"–2"	One 50' exact length/box
- BRANDING:** Example: Goodyear® Flexsteel® 250 CB Steam Max WP 250 PSI. Made in USA
- COUPLINGS:** Contact fitting manufacturer for proper fitting recommendation and coupling procedure.
- NON-STOCK/SIZES:** For special production run minimum requirements, see Appendix D.

WF-WRAPPED FINISH

ORDER CODES: 1/2"–1" 539-176 (red) 1 1/4"–2" 581-176 (red) 1/2"–1" 539-170 (black)

ID		NOM. OD		MAX. WP		WEIGHT	
in.	mm.	in.	mm.	psi	Mpa	lb./ft.	kg./m.
1/2	12.7	1.00	25.4	250	1.72	0.40	0.60
3/4	19.1	1.31	33.3	250	1.72	0.64	0.95
1	25.4	1.56	39.6	250	1.72	0.77	1.15
1 1/4	31.8	1.75	44.5	250	1.72	1.06	1.58
1 1/2	38.1	2.00	50.8	250	1.72	1.42	2.11
2	50.8	2.50	63.5	250	1.72	1.71	2.54

CRIMPED STEAM ASSEMBLY




Product Specifications

APPLICATION: Coupling assembly crimps permanently onto hose; forms a tight crimp that reduces leaks and eliminates bulky bolt clamps while reducing potential for damage from snagging on personnel or property.

RECOMMENDED CRIMP DIAMETERS FOR GOODYEAR ENGINEERED PRODUCTS BRANDED STEAM HOSE

HOSE DESCRIPTION	HOSE PRODUCT CODE	HOSE ID	FEMALE GROUND JOINT LOW PROFILE UNIT	FEMALE GROUND JOINT WING NUT	MALE NPT	MALE NPT SWIVEL	FEMALE SPUD	CRIMP DIA.	GOODYEAR ENGINEERED PRODUCTS PERMA-CRIMP™	
									DIE SET	APPROX. SETTING
Flexsteel® 250 (Black)	539-070-024	3/4"	RGJS-3V	GJS-3V	IMS-3V	IMS-3VSW	GFS-3	1.440"	34	2.6
Flexsteel® 250 (Red)	539-076-024	3/4"	RGJS-3V	GJS-3V	IMS-3V	IMS-3VSW	GFS-3	1.440"	34	2.6
Flexsteel® 250 (Black)	539-070-032	1"	RGJS-4V	GJS-4V	IMS-4V	IMS-4VSW	GFS-3	1.925"	45	3.9
Flexsteel® 250 (Red)	539-076-032	1"	RGN-4	GN-4	IMS-4G*	N/A	GFS-4	1.660"	41	1.16
Flexsteel® 250 (Red Wrapped)	536-476-024	3/4"	RGJS-3V	GJS-3V	IMS-3V	IMS-3VSW	GFS-3	1.440"	34	2.6
Flexsteel® 250 EPDM 20 (Red)	539-486-024	3/4"	RGJS-3V	GJS-3V	IMS-3V	IMS-3VSW	GFS-3	1.420"	34	2.1

*For the 2-piece skived fitting solution with SCF-4G ferrule, use GJS-4G NC stem for ground joint fittings. Skive length 1.555".



AIR & MULTIPURPOSE
General Purpose
Heavy Duty
Push-on

CHEMICAL TRANSFER

CLEANING EQUIPMENT

FOOD Transfer
Washdown

MARINE

MATERIAL HANDLING
Abrasives
Bulk Transfer
Cement & Concrete

MINING

PETROLEUM
Aircraft Fueling
Dispensing
Dock Transfer

SPRAY

STEAM

VACUUM

VEYANCE

WATER
Discharge
Suction & Discharge
Washdown

WELDING

COUPLING SYSTEMS

APPENDIX

STEAM

AIR &
MULTIPURPOSE
*General Purpose
Heavy Duty
Push-on*

CHEMICAL
TRANSFER

CLEANING
EQUIPMENT

FOOD
*Transfer
Washdown*

MARINE

MATERIAL
HANDLING
*Abrasives
Bulk Transfer
Cement & Concrete*

MINING

PETROLEUM
*Aircraft Fueling
Dispensing
Dock
Transfer*

SPRAY

STEAM

VACUUM

VEYANCE

WATER
*Discharge
Suction &
Discharge
Washdown*

WELDING

COUPLING
SYSTEMS

APPENDIX

PLICORD® 250 STEAM



Product Specifications

APPLICATION:	A rugged construction used for all-around steam service in chemical plants, refineries, shipyards and demanding industrial service. It is recommended for cleaning, thawing, blowout service, steam pumps, hoists and other applications involving steam.
CONSTRUCTION	
TUBE:	Black Versigard® synthetic rubber
COVER:	Black Versigard® synthetic rubber, also available in red cover with yellow brand for color coding (wrapped impression)
REINFORCEMENT:	Spiral-plied steel wire
TEMPERATURE:	0°F to 406°F (-18°C to 208°C)
PACKAGING:	50' lengths, coiled and polywrapped
BRANDING (SPIRAL):	Example: Goodyear® Plicord® Steam 250 psi. Drain after use
COUPLINGS:	Contact fitting manufacturer for proper fitting recommendation and coupling procedure.
NON-STOCK/SIZES:	For special production run minimum requirements, see Appendix D.
ORDER CODES:	549-060 (black) 549-061 (red)

PLICORD® 250 STEAM

ID		NOM. OD		MAX. WP		WEIGHT	
in.	mm.	in.	mm.	psi	Mpa	lb./ft.	kg./m.
1/2	12.7	0.97	24.6	250	1.72	0.33	0.49
3/4	19.1	1.25	31.8	250	1.72	0.49	0.73
1	25.4	1.50	38.1	250	1.72	0.61	0.91
1¼	31.8	1.81	46.0	250	1.72	0.83	1.24
1½	38.1	2.09	53.1	250	1.72	1.03	1.53
2	50.8	2.78	70.6	250	1.72	1.88	2.80
2½	63.5	3.28	83.3	250	1.72	2.33	3.47
3	76.2	3.77	95.8	250	1.72	2.73	4.06

HEAVY DUTY STEAM PILE DRIVER



Product Specifications

APPLICATION:	Designed to withstand the toughest off-shore pile driving applications and offer long-lasting service in on shore applications. A combination of the steam-resistant Versigard® tubing plus the steel Flexten® construction gives this hose the pliability and kinetic and crush resistance required in this application.
CONSTRUCTION TUBE:	Black Versigard® synthetic rubber
COVER:	Red or black Versigard® synthetic rubber
REINFORCEMENT:	Brass-coated steel cord and Flexten® breakers
TEMPERATURE:	-40°F to 406°F (-40°C to 205°C)
PACKAGING:	100' exact length, coiled and polywrapped
BRANDING:	Example: Goodyear® H.D. Steam Pile Driver 250 psi WP
COUPLINGS:	Contact fitting manufacturer for proper fitting recommendation and coupling procedure
NON-STOCK/SIZES:	For special production run minimum requirements, see Appendix D.
ORDER CODES:	541-461 (black) 541-460 (red)

HEAVY DUTY STEAM PILE DRIVER

ID		NOM. OD		MAX. WP		BEND RADIUS		WEIGHT	
in.	mm.	in.	mm.	psi	Mpa	in.	mm.	lb./ft.	kg./m.
2	50.8	3.19	81.0	250	1.72	16	406	3.27	4.87
3	76.2	4.29	109.0	250	1.72	24	610	4.90	7.29
4	101.6	5.63	143.0	250	1.72	32	813	9.07	13.50
6	152.4	7.66	194.6	250	1.72	48	1200	10.98	16.4

AIR &
MULTIPURPOSE
General Purpose
Heavy Duty
Push-on

CHEMICAL
TRANSFER

CLEANING
EQUIPMENT

FOOD
Transfer
Washdown

MARINE

MATERIAL
HANDLING
Abrasives
Bulk Transfer
Cement & Concrete

MINING

PETROLEUM
Aircraft Fueling
Dispensing
Dock
Transfer

SPRAY

STEAM

VACUUM

VEYANCE

WATER
Discharge
Suction &
Discharge
Washdown

WELDING

COUPLING
SYSTEMS

APPENDIX

STEAM

AIR &
MULTIPURPOSE
*General Purpose
Heavy Duty
Push-on*

CHEMICAL
TRANSFER

CLEANING
EQUIPMENT

FOOD
*Transfer
Washdown*

MARINE

MATERIAL
HANDLING
*Abrasives
Bulk Transfer
Cement & Concrete*

MINING

PETROLEUM
*Aircraft Fueling
Dispensing
Dock
Transfer*

SPRAY

STEAM

VACUUM

VEYANCE

WATER
*Discharge
Suction &
Discharge
Washdown*

WELDING

COUPLING
SYSTEMS

APPENDIX

MIL-DTL-29210E STEAM HOSE



Updates to new "E" specification

Product Specifications

APPLICATION: Hose assembly for military applications (such as Navy shipyard use) in temporary services from docks or barges to ships. First Article-approved hose meeting the requirements of MIL-DTL-29210 rev. E. This specification covers metal-lined, wire-reinforced, rubber hose assemblies for conveyance of saturated steam.

Revision E update (key changes):

- Ozone and steam tests as part of conformance testing are required for 1st Article in rev. E
- Part or identifying number (PIN) is much more specific
- The branding requirements have been corrected to brand as MIL-DTL-29210 instead of MIL-PRF-29210C.

**CONSTRUCTION
TUBE:** EPDM

COVER: Black wrapped finish EPDM

REINFORCEMENT: 2 wire braids

TEMPERATURE: 0° to 406°F (-18°C to 208°C)

PACKAGING: 25' or 50' cut lengths

BRANDING: Goodyear® (Quarter/Year Date Code) MIL-DTL-29210 250 PSIG (1724 KPa (Gauge)) steam 29210E

COUPLINGS: End fittings and special stem design per MIL-DTL-29210E for use with stainless-steel metal liner. Stainless-steel metal liner per MIL-DTL-29210E

NON-STOCK/SIZES: ¾", 1", 1¼", 1½", 2" (*in development)

ORDER CODES: 539-670

MIL-DTL-29210E STEAM HOSE

ID		OD		WP		WEIGHT	
in.	mm.	in.	mm.	psi	Mpa	lb./ft.	kg./m.
¾	19.05	1.315	33.40	250	1.723	0.61	0.91
1	25.4	1.61	40.89	250	1.723	0.82	1.22
1½	38.1	2.12	53.85	250	1.723	1.22	1.82
2	50.8	2.71	68.83	250	1.723	1.80	2.68

GOOD YEAR
ENGINEERED PRODUCTS

VACUUM

AIR &
MULTIPURPOSE
General Purpose
Heavy Duty
Push-on

CHEMICAL
TRANSFER

CLEANING
EQUIPMENT

FOOD
Transfer
Washdown

MARINE

MATERIAL
HANDLING
Abrasives
Bulk Transfer
Cement & Concrete

MINING

PETROLEUM
Aircraft Fueling
Dispensing
Dock
Transfer

SPRAY

STEAM

VACUUM

VEYANCE

WATER
Discharge
Suction &
Discharge
Washdown

WELDING

COUPLING
SYSTEMS

APPENDIX

VACUUM



	Page	Rubber	Thermoplastic	Clear	Corrugated Cover	Lightweight	Temp Range
Arvac™ SW	105		Yes		Yes	Yes	-40°F to 158°F
Plicord® HD Industrial Vacuum	212	Yes			Yes		-40°F to 180°F
Plicord® Vacuum (HD & LW)	213	Yes			Yes	Yes	-25°F to 180°F
Spiraflex® Ducting	210		Yes		Yes	Yes	0°F to 150°F
Spiraflex® Grassvac™	209		Yes	Yes	Yes	Yes	0°F to 158°F
Spiraflex® Vacuum	211		Yes		Yes	Yes	0°F to 158°F
Spirathane™ HD	117		Yes		Yes	Yes	0°F to 158°F
Spirathane™ LD	119		Yes	Yes	Yes	Yes	0°F to 158°F
Spirathane™ PT	118		Yes	Yes	Yes	Yes	0°F to 158°F

SPIRAFLEX® GRASSVAC™



Product Specifications

APPLICATION:	For lawn, leaf, mulch and yard waste collection. It is also suitable for dust control, ventilation, and ducting.
CONSTRUCTION TUBE:	Clear Pliovic®
REINFORCEMENT:	Black rigid, high-density Pliovic helix
TEMPERATURE:	0°F to 158°F (-18°C to 70°C)
PACKAGING:	4–6" 100' lengths, coiled and polywrapped 7–8" 50' lengths, coiled and polywrapped
BRANDING:	Not branded
COUPLINGS:	Contact fitting manufacturer for proper fitting recommendation and coupling procedure.
NON-STOCK/SIZES:	Available in all black construction.
ORDER CODES:	586-429 (clear web, black helix)

SPIRAFLEX® GRASSVAC™

ID		NOM. OD		MAX. WP		BEND RADIUS		VACUUM HG		WEIGHT	
in.	mm.	in.	mm.	psi	Mpa	in.	mm.	in.	mm.	lb./ft.	kg./m.
4	101.6	4.46	113.3	15	0.10	4	102	15	381	0.71	1.06
5	127.0	5.55	141.0	15	0.10	7	178	15	381	1.07	1.59
6	152.4	6.56	166.6	10	0.07	7	178	15	381	1.43	2.13
7	177.8	7.63	193.8	10	0.07	9	229	15	381	1.75	2.60
8	203.2	8.66	220.0	10	0.07	9	229	15	381	2.06	3.07

AIR &
MULTIPURPOSE
General Purpose
Heavy Duty
Push-on

CHEMICAL
TRANSFER

CLEANING
EQUIPMENT

FOOD
Transfer
Washdown

MARINE

MATERIAL
HANDLING
Abrasives
Bulk Transfer
Cement & Concrete

MINING

PETROLEUM
Aircraft Fueling
Dispensing
Dock
Transfer

SPRAY

STEAM

VACUUM

VEYANCE

WATER
Discharge
Suction &
Discharge
Washdown

WELDING

COUPLING
SYSTEMS

APPENDIX

VACUUM

AIR &
MULTIPURPOSE
*General Purpose
Heavy Duty
Push-on*

CHEMICAL
TRANSFER

CLEANING
EQUIPMENT

FOOD
*Transfer
Washdown*

MARINE

MATERIAL
HANDLING
*Abrasives
Bulk Transfer
Cement & Concrete*

MINING

PETROLEUM
*Aircraft Fueling
Dispensing
Dock
Transfer*

SPRAY

STEAM

VACUUM

VEYANCE

WATER
*Discharge
Suction &
Discharge
Washdown*

WELDING

COUPLING
SYSTEMS

APPENDIX

SPIRAFLEX® DUCTING



Product Specifications

- APPLICATION:** Versatile enough for use in leaf collection machines, manhole blowers and air conditioning and heating applications, as well as for air ducting and pollution control devices. Do not use Spiraflex® Ducting for pressure service.
- CONSTRUCTION**
TUBE: Metallic green Pliovic® synthetic compound
- REINFORCEMENT:** Rigid white high-density Pliovic® helix
- TEMPERATURE:** 0°F to 150°F (-18°C to 66°C)
- PACKAGING:** 1"–6" 100' lengths, coiled and polywrapped
8" 30' lengths, polywrapped
- BRANDING:** Not branded
- COUPLINGS:** Contact fitting manufacturer for proper fitting recommendation and coupling procedure.
- NON-STOCK/SIZES:** For special production run minimum requirements, see Appendix D.
- ORDER CODES:** 586-408

SPIRAFLEX® DUCTING

ID		NOM. OD		MAX. WP		BEND RADIUS		WEIGHT	
in.	mm.	in.	mm.	psi	Mpa	in.	mm.	lb./ft.	kg./m.
1	25.4	1.21	30.7	2	33	5	127	0.13	0.19
1¼	31.8	1.50	38.1	2	51	5	127	0.18	0.27
1½	38.1	1.74	44.2	2	57	5	127	0.22	0.33
2	50.8	2.30	58.4	3	76	5	127	0.28	0.42
2½	63.5	2.80	71.1	4	102	5	127	0.31	0.46
3	76.2	3.40	86.4	7	160	5	127	0.53	0.79
4	101.6	4.44	112.8	8	191	5	127	0.60	0.89
5	127.0	5.50	139.7	9	229	5	127	0.90	1.34
6	152.4	6.46	164.1	10	254	5	127	1.04	1.55
8	203.2	8.52	216.4	12	305	5	127	1.60	2.38

SPIRAFLEX® VACUUM



Product Specifications

APPLICATION:	Spiraflex® Vacuum hose is for dust collection and exhaust transmission where airborne pollutants, fumes and odors are a major problem.
CONSTRUCTION TUBE:	White Pliovic® compound
REINFORCEMENT:	Rigid white high-density Pliovic® helix
TEMPERATURE:	0°F to 158°F (-18°C to 70°C)
PACKAGING:	1"– 4" 100' lengths, coiled and polywrapped 5"– 6" 30' lengths, coiled and polywrapped
BRANDING:	Not branded
COUPLINGS:	Contact fitting manufacturer for proper fitting recommendation and coupling procedure.
NON-STOCK/SIZES:	For special production run minimum requirements, see Appendix D.
ORDER CODES:	586-403

SPIRAFLEX® VACUUM

ID		NOM. OD		MAX. WP		BEND RADIUS		VACUUM HG		WEIGHT	
in.	mm.	in.	mm.	psi	Mpa	in.	mm.	in.	mm.	lb./ft.	kg./m.
1	25.4	1.22	31.0	37	0.26	3	64	29	737	0.13	0.19
1¼	31.8	1.50	38.1	37	0.26	4	84	29	737	0.24	0.36
1½	38.1	1.76	44.7	34	0.23	4	97	29	737	0.29	0.43
2	50.8	2.35	59.7	30	0.21	6	140	29	737	0.45	0.67
2½	63.5	2.87	72.9	30	0.21	7	178	29	737	0.61	0.91
3	76.2	3.42	86.9	30	0.21	8	203	29	737	0.80	1.19
4	101.6	4.53	115.1	27	0.19	14	356	15	381	1.13	1.68
5	127.0	5.50	139.7	25	0.17	20	508	10	254	1.07	1.59
6	152.4	6.59	167.4	20	0.14	25	635	10	254	2.05	3.05

AIR &
MULTIPURPOSE
General Purpose
Heavy Duty
Push-on

CHEMICAL
TRANSFER

CLEANING
EQUIPMENT

FOOD
Transfer
Washdown

MARINE

MATERIAL
HANDLING
Abrasives
Bulk Transfer
Cement & Concrete

MINING

PETROLEUM
Aircraft Fueling
Dispensing
Dock
Transfer

SPRAY

STEAM

VACUUM

VEYANCE

WATER
Discharge
Suction &
Discharge
Washdown

WELDING

COUPLING
SYSTEMS

APPENDIX

VACUUM

AIR &
MULTIPURPOSE
*General Purpose
Heavy Duty
Push-on*

CHEMICAL
TRANSFER

CLEANING
EQUIPMENT

FOOD
*Transfer
Washdown*

MARINE

MATERIAL
HANDLING
*Abrasives
Bulk Transfer
Cement & Concrete*

MINING

PETROLEUM
*Aircraft Fueling
Dispensing
Dock
Transfer*

SPRAY

STEAM

VACUUM

VEYANCE

WATER
*Discharge
Suction &
Discharge
Washdown*

WELDING

COUPLING
SYSTEMS

APPENDIX

PLICORD® HD INDUSTRIAL VACUUM



Product Specifications

APPLICATION:	For handling exhaust acid fumes as well as abrasive dust from metal, rock, marble and wood grinding machines.
CONSTRUCTION TUBE:	3/16" Gauge Tan Pureten™ rubber
COVER:	Black Plioflex® synthetic rubber (corrugated)
REINFORCEMENT:	Spiral-plyed synthetic fabric with double wire helix
TEMPERATURE:	-40°F to 180°F (-40°C to 82°C)
PACKAGING:	Polywrapped
BRANDING (SPIRAL):	Example: Goodyear.® Made in Canada
COUPLINGS:	Contact fitting manufacturer for proper fitting recommendation and coupling procedure.
NON-STOCK/SIZES:	Custom lengths available. Available with Black Pureten™
ORDER CODES:	Tan Pureten: 549-222 (2"-6 ⁵ / ₈ ") 541-222 (7"-12 ³ / ₄ ")

PLICORD® HD INDUSTRIAL VACUUM

ID		NOM. OD		MAX. WP		BEND RADIUS		VACUUM HG		WEIGHT	
in.	mm.	in.	mm.	psi	Mpa	in.	mm.	in.	mm.	lb./ft.	kg./m.
2	50.8	2.67	67.8	75	0.52	6	152	29	737	1.30	1.93
2 ³ / ₈	69.9	3.04	77.2	75	0.52	7	178	29	737	1.51	2.25
2 ¹ / ₂	63.5	3.17	80.5	75	0.52	8	203	29	737	1.70	2.53
3	76.2	3.73	94.7	50	0.34	9	229	29	737	2.27	3.38
3 ¹ / ₂	88.9	4.28	108.7	50	0.34	11	279	29	737	2.63	3.91
4	101.6	4.76	120.9	50	0.34	12	305	29	737	3.11	4.63
4 ¹ / ₂	114.3	5.26	133.6	50	0.34	14	356	29	737	3.45	5.13
5	127.0	5.80	147.3	35	0.24	15	381	29	737	4.29	6.38
6	152.4	6.80	172.7	35	0.24	18	457	29	737	5.07	7.54
6 ⁵ / ₈	168.3	7.44	189.0	35	0.24	20	508	29	737	5.78	8.60
7	177.8	7.81	198.4	35	0.24	21	533	29	737	6.08	9.06
8	203.2	8.87	225.3	35	0.24	24	610	29	737	7.29	10.86
8 ⁵ / ₈	219.1	9.48	240.8	35	0.24	26	660	29	737	8.39	12.50
10	254.0	10.87	276.1	35	0.24	32	813	29	737	9.67	14.41
12	304.8	12.91	327.9	35	0.24	39	991	29	737	11.81	17.60
12 ³ / ₄	323.8	13.69	347.7	35	0.24	39	991	29	737	12.69	18.91



VACUUM

PLICORD® VACUUM



Product Specifications

APPLICATION:	Heavy-duty construction for handling abrasive particles from metal, rock and marble grinding machines under vacuum. Lightweight construction used to exhaust fumes and abrasive dust from woodworking machines, metal, rock, granite and similar processing equipment.
CONSTRUCTION TUBE:	Black Tufsyn® synthetic rubber (static dissipating/static conductive)
COVER:	Black Plioflex® synthetic rubber (corrugated)
REINFORCEMENT:	Spiral-plyed synthetic fabric with wire helix
TEMPERATURE:	-25°F to 180°F (-32°C to 82°C)
BRANDING (SPIRAL):	Example: Goodyear® Plicord® HD Vacuum
COUPLINGS:	Contact fitting manufacturer for proper fitting recommendation and coupling procedure.
NON-STOCK/SIZES:	For special production run minimum requirements, see Appendix D.

AIR &
MULTIPURPOSE
General Purpose
Heavy Duty
Push-on

CHEMICAL
TRANSFER

CLEANING
EQUIPMENT

FOOD
Transfer
Washdown

MARINE

MATERIAL
HANDLING
Abrasives
Bulk Transfer
Cement & Concrete

MINING

PETROLEUM
Aircraft Fueling
Dispensing
Dock
Transfer

SPRAY

STEAM

VACUUM

VEYANCE

WATER
Discharge
Suction &
Discharge
Washdown

WELDING

COUPLING
SYSTEMS

APPENDIX

PLICORD® HD VACUUM

ORDER CODES: 549-208 (6" and below)
541-208 (8" ID)

ID		NOM. OD		BEND RADIUS		VACUUM HG		WEIGHT	
in.	mm.	in.	mm.	in.	mm.	in.	mm.	lb./ft.	kg./m.
1½	38.1	1.95	49.5	6	152	29	737	0.77	1.15
2	50.8	2.46	62.5	8	203	29	737	0.95	1.41
2½	63.5	3.02	76.7	10	254	29	737	1.39	2.07
3	76.2	3.70	94.0	12	305	29	737	2.25	3.35
4	101.6	4.79	121.7	16	406	29	737	3.34	4.97
6	152.4	6.80	172.7	36	914	29	737	5.10	7.59
8	203.2	9.20	233.7	48	1219	29	737	7.53	11.21

PLICORD® LW VACUUM (LIGHTWEIGHT CONSTRUCTION)

ORDER CODES: 549-207

ID		NOM. OD		BEND RADIUS		VACUUM HG		WEIGHT	
in.	mm.	in.	mm.	in.	mm.	in.	mm.	lb./ft.	kg./m.
1½	38.1	1.82	46.2	6	152	29	737	0.59	0.88
2	50.8	2.33	59.2	8	203	29	737	0.70	1.04
2½	63.5	2.84	72.1	10	254	29	737	0.97	1.44
3	76.2	3.33	84.6	12	305	29	737	1.15	1.71
4	101.6	4.93	125.2	16	406	29	737	1.85	2.75
6	152.4	6.47	164.3	24	610	29	737	3.41	5.07



VACUUM

NOTES

AIR &
MULTIPURPOSE
General Purpose
Heavy Duty
Push-on

CHEMICAL
TRANSFER

CLEANING
EQUIPMENT

FOOD
Transfer
Washdown

MARINE

MATERIAL
HANDLING
Abrasives
Bulk Transfer
Cement & Concrete

MINING

PETROLEUM
Aircraft Fueling
Dispensing
Dock
Transfer

SPRAY

STEAM

VACUUM

VEYANCE

WATER
Discharge
Suction &
Discharge
Washdown

WELDING

COUPLING
SYSTEMS

APPENDIX

VEYANCE BRANDED PRODUCTS



	Page
LPG Delivery Pro™	216

AIR &
MULTIPURPOSE
General Purpose
Heavy Duty
Push-on

CHEMICAL
TRANSFER

CLEANING
EQUIPMENT

FOOD
Transfer
Washdown

MARINE

MATERIAL
HANDLING
Abrasives
Bulk Transfer
Cement & Concrete

MINING

PETROLEUM
Aircraft Fueling
Dispensing
Dock
Transfer

SPRAY

STEAM

VACUUM

VEYANCE

WATER
Discharge
Suction &
Discharge
Washdown

WELDING

COUPLING
SYSTEMS

APPENDIX

AIR &
MULTIPURPOSE
*General Purpose
Heavy Duty
Push-on*

CHEMICAL
TRANSFER

CLEANING
EQUIPMENT

FOOD
*Transfer
Washdown*

MARINE

MATERIAL
HANDLING
*Abrasives
Bulk Transfer
Cement & Concrete*

MINING

PETROLEUM
*Aircraft Fueling
Dispensing
Dock
Transfer*

SPRAY

STEAM

VACUUM

VEYANCE

WATER
*Discharge
Suction &
Discharge
Washdown*

WELDING

COUPLING
SYSTEMS

APPENDIX

LPG DELIVERY PRO™



Product Specifications

APPLICATION: LPG Delivery Pro™ is for residential and commercial delivery/transfer of liquid propane gas – the only UL listed LPG bobtail transfer assembly in the market. It features premium braided construction (1" ID and larger), excellent cold weather flexibility, a smooth cover for low drag resistance and low tube extraction to reduce contamination.

CONSTRUCTION TUBE: Nitrile
COVER: Synthetic rubber

REINFORCEMENT: 1/2" and 3/4" Textile spiral
1" and 2" Textile braid

TEMPERATURE: -40°F to 180°F (-40°C to 82°C)

PACKAGING: Available in coupled assemblies only

BRANDING: Example: 1" (25.4mm) LPG Delivery Pro™ CGA Type 1 LPG-Hose Issue No. E-8167 350 Psi (2.4 MPa) Max WP. Made in USA

COUPLINGS: Factory installed crimped fittings only

ORDER CODES: 532-412

LPG DELIVERY PRO™

ID		NOM. OD		MAX. WP		WEIGHT	
in.	mm.	in.	mm.	psi	Mpa	lb./ft.	kg./m.
1/2	12.7	0.930	23.6	350	2.41	0.28	0.42
3/4	19.1	1.230	31.2	350	2.41	0.46	0.68
1	25.4	1.490	37.8	350	2.41	0.57	0.85
1¼	31.8	1.800	45.7	350	2.41	0.68	1.01
1½	38.1	2.080	52.8	350	2.41	1.10	1.64

WATER DISCHARGE



	Page	Rubber	Thermoplastic	MSHA	Temp Range	Coupled Lengths	Lay-flat Construction
Brigade Mine	137		Yes	Yes	-10°F to 150°F		Yes
Fire Engine Booster	223	Yes			0°F to 180°F	Yes	
Pathfinder® Garden Hose	224	Yes			-40°F to 190°F	Yes	
Plicord® Furnace Door	225	Yes			-25°F to 200°F		
Plicord® HD Water Discharge	226	Yes			-25°F to 180°F		
Plicord® Versiflo® 125	227	Yes			-25°F to 180°F		Yes
Plicord® Water Discharge 150	228	Yes			-25°F to 180°F		
Potable Water	79	Yes			-25°F to 180°F		
Spiraflex® Black (Lay-Flat Super Duty)	218	Yes			-36°F to 178°F		Yes
Spiraflex® Blue (Extra Light Duty)	219		Yes		-10°F to 150°F		Yes
Spiraflex® Gray (Light Duty)	220		Yes		-10°F to 150°F		Yes
Spiraflex® Red (Medium Duty)	221		Yes	Yes	-10°F to 150°F		Yes
Spiraflex® Yellow (Heavy Duty)	222		Yes		-10°F to 150°F		Yes

AIR &
MULTIPURPOSE
General Purpose
Heavy Duty
Push-on

CHEMICAL
TRANSFER

CLEANING
EQUIPMENT

FOOD
Transfer
Washdown

MARINE

MATERIAL
HANDLING
Abrasives
Bulk Transfer
Cement & Concrete

MINING

PETROLEUM
Aircraft Fueling
Dispensing
Dock
Transfer

SPRAY

STEAM

VACUUM

VEYANCE

WATER
Discharge
Suction &
Discharge
Washdown

WELDING

COUPLING
SYSTEMS

APPENDIX

WATER

AIR &
MULTIPURPOSE
*General Purpose
Heavy Duty
Push-on*

CHEMICAL
TRANSFER

CLEANING
EQUIPMENT

FOOD
*Transfer
Washdown*

MARINE

MATERIAL
HANDLING
*Abrasives
Bulk Transfer
Cement & Concrete*

MINING

PETROLEUM
*Aircraft Fueling
Dispensing
Dock
Transfer*

SPRAY

STEAM

VACUUM

VEYANCE

WATER
*Discharge
Suction &
Discharge
Washdown*

WELDING

COUPLING
SYSTEMS

APPENDIX

SPIRAFLEX® BLACK LAY-FLAT SUPER DUTY HOSE



Product Specifications

- APPLICATION:** Spiraflex® Black is a lay-flat, heavy-duty water discharge and washdown hose that combines the lightweight, compact features of PVC with the durability and abrasion resistance of conventional construction. This hose features a unique one-piece, through-the-weave construction and attains its working pressure from a synthetic woven textile. Resists mildew/rot and requires no drying time. Its excellent durability is derived from a high-tensile rubber compound, which completely encases the jacket. Applications include irrigation, washdown, dewatering, coal preparation and utility plants; gas drilling; jetting and pump discharge; storage tank cleaning and sewer cleaning.
- CONSTRUCTION TUBE AND COVER:** Nitrile/PVC compound. Both tube and cover are simultaneously extruded to obtain maximum bending.
- REINFORCEMENT:** Through-the-weave fabric reinforcement
- TEMPERATURE:** -36°F to 178°F (-37°C to 81°C)
- PACKAGING:** Coiled
- BRANDING:** Not branded
- NON-STOCK/SIZES:** Contact your Goodyear Engineered Products representative for special production run minimum requirements.
- ORDER CODES:** Contact customer service for ordering details

SPIRAFLEX® BLACK LAY-FLAT SUPER-DUTY HOSE

ID		NOM. OD		MAX. WP		WEIGHT	
in.	mm.	in.	mm.	psi	Mpa	lb./ft.	kg./m.
1½	38.09	1.58	40.13	300	1.72	0.26	0.38
2	50.80	2.08	52.83	250	1.72	0.36	0.54
2½	63.50	2.58	65.53	250	1.72	0.46	0.68
3	76.19	3.10	78.74	230	1.72	0.52	0.77
4	101.60	4.10	104.14	200	1.38	0.72	1.07
6	152.39	6.13	155.70	150	1.03	1.25	1.86
8	203.20	8.16	207.26	150	1.03	1.70	2.53

SPIRAFLEX® BLUE EXTRA LIGHT DUTY



Product Specifications

APPLICATION:	For light-duty water discharge applications in mining, construction, industry, agricultural and marine service.
CONSTRUCTION TUBE:	Blue PVC compound
COVER:	Blue PVC compound
REINFORCEMENT:	Synthetic fabric
TEMPERATURE:	-10°F to 150°F (-23°C to 66°C)
PACKAGING:	300', continuous one piece, coiled and poly-wrapped
BRANDING:	Example: Goodyear® Spiraflex® Blue 2" (50.8 mm) 80 psi WP (.55 Mpa)
COUPLINGS:	Contact fitting manufacturer for proper fitting recommendation and coupling procedure.
NON-STOCK/SIZES:	For special production run minimum requirements, see Appendix D.
ORDER CODES:	537-564

SPIRAFLEX® BLUE EXTRA LIGHT DUTY

ID		NOM. OD		MAX. WP		WEIGHT	
in.	mm.	in.	mm.	psi	Mpa	lb./ft.	kg./m.
1½	38.1	1.67	42.4	90	0.62	0.18	0.27
2	50.8	2.21	56.1	80	0.55	0.24	0.37
2½	63.5	2.68	68.1	55	0.38	0.35	0.52
3	76.2	3.20	81.3	55	0.38	0.38	0.56
4	101.6	4.26	108.2	50	0.34	0.63	0.94
6	152.4	6.26	159.0	35	0.24	1.14	1.70
8	203.2	8.32	211.3	35	0.24	1.30	1.93

Note: Working pressures are rated at 72°F.

AIR &
MULTIPURPOSE
General Purpose
Heavy Duty
Push-on

CHEMICAL
TRANSFER

CLEANING
EQUIPMENT

FOOD
Transfer
Washdown

MARINE

MATERIAL
HANDLING
Abrasives
Bulk Transfer
Cement & Concrete

MINING

PETROLEUM
Aircraft Fueling
Dispensing
Dock
Transfer

SPRAY

STEAM

VACUUM

VEYANCE

WATER
Discharge
Suction &
Discharge
Washdown

WELDING

COUPLING
SYSTEMS

APPENDIX

WATER

AIR &
MULTIPURPOSE
*General Purpose
Heavy Duty
Push-on*

CHEMICAL
TRANSFER

CLEANING
EQUIPMENT

FOOD
*Transfer
Washdown*

MARINE

MATERIAL
HANDLING
*Abrasives
Bulk Transfer
Cement & Concrete*

MINING

PETROLEUM
*Aircraft Fueling
Dispensing
Dock
Transfer*

SPRAY

STEAM

VACUUM

VEYANCE

WATER
*Discharge
Suction &
Discharge
Washdown*

WELDING

COUPLING
SYSTEMS

APPENDIX

SPIRAFLEX® GRAY LIGHT DUTY



Product Specifications

APPLICATION:	For light-duty water discharge service.
CONSTRUCTION	
TUBE:	Black Pliovic® compound
COVER:	Gray Pliovic compound
REINFORCEMENT:	Synthetic fabric
TEMPERATURE:	-10°F to 150°F (-23°C to 66°C)
PACKAGING:	300' continuous one piece, coiled and banded
BRANDING:	Example: Goodyear® Spiraflex® Gray 2" (53.0 mm) 80 psi (.41 Mpa). Made in USA
COUPLINGS:	Contact fitting manufacturer for proper fitting recommendation and coupling procedure.
NON-STOCK/SIZES:	For special production run minimum requirements, see Appendix D.
ORDER CODES:	537-555

SPIRAFLEX® GRAY LIGHT DUTY

ID		NOM. OD		MAX. WP		WEIGHT	
in.	mm.	in.	mm.	psi	Mpa	lb./ft.	kg./m.
1½	38.1	1.72	43.7	90	0.62	0.18	0.27
2	50.8	2.22	56.4	80	0.55	0.24	0.35
2½	63.5	2.79	70.9	60	0.41	0.35	0.52
3	76.2	3.27	83.1	50	0.34	0.38	0.57
4	101.6	4.33	110.0	45	0.31	0.63	1.01
6	152.4	6.38	162.1	35	0.24	1.14	1.70

Note: Working pressures are rated at 72°F.

GOODYEAR
ENGINEERED PRODUCTS

SPIRAFLEX® RED MEDIUM DUTY



Product Specifications

- APPLICATION:** For medium-duty discharge applications in mining, construction, industry, agriculture and marine service. Limited oil and chemical application.
- CONSTRUCTION TUBE:** Black Pliovic®/Nitrile rubber tube
- COVER:** Red Pliovic, MSHA 2G-14C/16
- REINFORCEMENT:** Spiral synthetic yarn, one layer longitudinal synthetic yarn
- TEMPERATURE:** -10°F to 150°F (-23°C to 66°C)
- PACKAGING:** 300' continuous one piece, coiled and banded
- BRANDING:** Example: Goodyear® Spiraflex® Red 2" (50.8 mm) 150 psi WP (1.00 Mpa), Flame Resistant, USMSHA 2G-14C/16. Made in USA
- COUPLINGS:** Contact fitting manufacturer for proper fitting recommendation and coupling procedure.
- NON-STOCK/SIZES:** For special production run minimum requirements, see Appendix D.
- ORDER CODES:** 537-521

SPIRAFLEX® RED MEDIUM DUTY

ID		NOM. OD		MAX. WP		WEIGHT	
in.	mm.	in.	mm.	psi	Mpa	lb./ft.	kg./m.
1½	38.1	1.71	43.4	150	1.03	0.23	0.34
2	50.8	2.24	56.9	150	1.03	0.36	0.54
2½	63.5	2.79	70.9	150	1.03	0.41	0.61
3	76.2	3.29	83.6	125	0.86	0.46	0.68
4	101.6	4.32	109.7	100	0.69	0.73	1.09
6	152.4	6.40	162.6	100	0.69	1.18	1.76

Note: Working pressures are rated at 72°F.

AIR &
MULTIPURPOSE
General Purpose
Heavy Duty
Push-on

CHEMICAL
TRANSFER

CLEANING
EQUIPMENT

FOOD
Transfer
Washdown

MARINE

MATERIAL
HANDLING
Abrasives
Bulk Transfer
Cement & Concrete

MINING

PETROLEUM
Aircraft Fueling
Dispensing
Dock
Transfer

SPRAY

STEAM

VACUUM

VEYANCE

WATER
Discharge
Suction &
Discharge
Washdown

WELDING

COUPLING
SYSTEMS

APPENDIX

WATER

AIR &
MULTIPURPOSE
General Purpose
Heavy Duty
Push-on

CHEMICAL
TRANSFER

CLEANING
EQUIPMENT

FOOD
Transfer
Washdown

MARINE

MATERIAL
HANDLING
Abrasives
Bulk Transfer
Cement & Concrete

MINING

PETROLEUM
Aircraft Fueling
Dispensing
Dock
Transfer

SPRAY

STEAM

VACUUM

VEYANCE

WATER
Discharge
Suction &
Discharge
Washdown

WELDING

COUPLING
SYSTEMS

APPENDIX

SPIRAFLEX® YELLOW HEAVY DUTY SPIRAFLEX® 2700



Product Specifications

- APPLICATION:** For heavy-duty applications in mining, agriculture, construction and marine service. Limited oil and chemical application.
- CONSTRUCTION TUBE:** Black Pliovic®/Nitrile PVC Tube
- COVER:** Yellow fire-retardant Pliovic, MSHA 2G-14C/15
- REINFORCEMENT:** Synthetic fabric
- TEMPERATURE:** -10°F to 150°F (-23°C to 66°C)
- PACKAGING:** 300' continuous one-piece, coiled and banded
- BRANDING:** Example: Goodyear® Spiraflex® Yellow 2" (50.8 mm), 200 psi (1.38 Mpa) Flame Resistant, USMSHA 2G-14C/15. Made in USA
- COUPLINGS:** Contact fitting manufacturer for proper fitting recommendation and coupling procedure.
- NON-STOCK/SIZES:** For special production run minimum requirements, see Appendix D.
- ORDER CODES:** 537-513

SPIRAFLEX® YELLOW HEAVY DUTY

ID		NOM. OD		MAX. WP		WEIGHT	
in.	mm.	in.	mm.	psi	Mpa	lb./ft.	kg./m.
1½	38.1	1.77	45.0	200	1.38	0.32	0.48
2	50.8	2.34	59.4	200	1.38	0.42	0.63
2½	63.5	2.88	73.2	200	1.38	0.66	0.98
3	76.2	3.40	86.4	200	1.38	0.76	1.13
4	101.6	4.41	112.0	150	1.03	1.00	1.49
6	152.4	6.48	164.6	150	1.03	1.69	2.51

Note: Working pressures are rated at 72°F.

GOODYEAR
ENGINEERED PRODUCTS

FIRE ENGINE BOOSTER



Product Specifications

- APPLICATION:** For use in high-pressure fire engine booster service. Also has many applications in other heavy-duty industrial and municipal operations.
- CONSTRUCTION TUBE:** Synthetic rubber
- COVER:** Red synthetic rubber
- REINFORCEMENT:** Braided (2) synthetic yarn
- TEMPERATURE:** 0°F to 180°F (-18°C to 82°C)
- PACKAGING:**
 - Cartons: 1000' (50' increments)
 - Cut lengths: 50' (2 pieces); 100' (1 piece)
 - Coupled lengths: 50' (2 pieces); 100' (1 piece)
- BRANDING:** Example: Goodyear® 1" Fire Engine Booster. Made in USA
- COUPLINGS:** Contact fitting manufacturer for proper fitting recommendation and coupling procedure.
- NON-STOCK/SIZES:** For special production run minimum requirements, see Appendix D.
- ORDER CODES:** 536-382

FIRE ENGINE BOOSTER

ID		NOM. OD		MAX. WP		WEIGHT	
in.	mm.	in.	mm.	psi	Mpa	lb./ft.	kg./m.
3/4	19.1	1.25	31.8	800	5.52	0.42	0.62
1	25.4	1.53	38.9	800	5.52	0.57	0.85

AIR &
MULTIPURPOSE
General Purpose
Heavy Duty
Push-on

CHEMICAL
TRANSFER

CLEANING
EQUIPMENT

FOOD
Transfer
Washdown

MARINE

MATERIAL
HANDLING
Abrasives
Bulk Transfer
Cement & Concrete

MINING

PETROLEUM
Aircraft Fueling
Dispensing
Dock
Transfer

SPRAY

STEAM

VACUUM

VEYANCE

WATER
Discharge
Suction &
Discharge
Washdown

WELDING

COUPLING
SYSTEMS

APPENDIX

WATER

AIR &
MULTIPURPOSE
*General Purpose
Heavy Duty
Push-on*

CHEMICAL
TRANSFER

CLEANING
EQUIPMENT

FOOD
*Transfer
Washdown*

MARINE

MATERIAL
HANDLING
*Abrasives
Bulk Transfer
Cement & Concrete*

MINING

PETROLEUM
*Aircraft Fueling
Dispensing
Dock
Transfer*

SPRAY

STEAM

VACUUM

VEYANCE

WATER
*Discharge
Suction &
Discharge
Washdown*

WELDING

COUPLING
SYSTEMS

APPENDIX

PATHFINDER® GARDEN HOSE



Product Specifications

- APPLICATION:** For in-home, lawn and garden, apartment, smaller plant and commercial property applications.
- CONSTRUCTION**
TUBE: Versigard® synthetic rubber
COVER: Green Versigard synthetic rubber
- REINFORCEMENT:** Spiral synthetic yarn
- TEMPERATURE:** -40°F to 190°F (-40°C to 88°C)
- PACKAGING:** 500' reels, maximum 3 pieces, 50' increments
- BRANDING:** Example: 5/8" (15.9 mm) Pathfinder® Goodyear® 100 psi WP
- COUPLINGS:** Contact fitting manufacturer for proper fitting recommendation and coupling procedure.
- NON-STOCK/SIZES:** Available in 25' or 50' coupled assemblies.
- ORDER CODES:** 569-027

PATHFINDER® GARDEN HOSE

ID		NOM. OD		MAX. WP		WEIGHT	
in.	mm.	in.	mm.	psi	Mpa	lb./ft.	kg./m.
5/8	15.9	0.94	23.9	100	0.69	0.22	0.33

GOODYEAR
ENGINEERED PRODUCTS

PLICORD® FURNACE DOOR



Product Specifications

APPLICATION:	For carrying cooling water to furnace doors in steel mills and similar service operations where the outside of the hose is subjected to open flame and elevated temperatures.
CONSTRUCTION TUBE:	Plioflex® synthetic rubber (nonconductive)
COVER:	Fiberglass fabric ply over rubber cover
REINFORCEMENT:	Spiral-plied (4) plies of synthetic fabric
TEMPERATURE:	-25°F to 200°F (-32°C to 93°C)
PACKAGING:	1/2"–4" 100' lengths, coiled and polywrapped
BRANDING:	Not branded
COUPLINGS:	Contact fitting manufacturer for proper fitting recommendation and coupling procedure.
NON-STOCK/SIZES:	For special production run minimum requirements, see Appendix D.
ORDER CODES:	542-309

PLICORD® FURNACE DOOR

ID		NOM. OD		MAX. WP		WEIGHT	
in.	mm.	in.	mm.	psi	Mpa	lb./ft.	kg./m.
1/2	12.7	1.06	26.9	200	1.38	0.38	0.57
3/4	19.1	1.32	33.5	200	1.38	0.52	0.77
1	25.4	1.64	41.7	200	1.38	0.76	1.13
1¼	31.8	2.06	52.3	200	1.38	1.19	1.77
1½	38.1	2.30	58.4	200	1.38	1.36	2.02
2	50.8	2.87	72.9	200	1.38	1.85	2.75
2½	63.5	3.36	85.3	200	1.38	2.23	3.32
3	76.0	3.85	97.8	200	1.38	5.70	8.45
4	102.0	4.87	123.8	150	1.03	6.90	10.30

AIR &
MULTIPURPOSE
*General Purpose
Heavy Duty
Push-on*

CHEMICAL
TRANSFER

CLEANING
EQUIPMENT

FOOD
*Transfer
Washdown*

MARINE

MATERIAL
HANDLING
*Abrasives
Bulk Transfer
Cement & Concrete*

MINING

PETROLEUM
*Aircraft Fueling
Dispensing
Dock
Transfer*

SPRAY

STEAM

VACUUM

VEYANCE

WATER
*Discharge
Suction &
Discharge
Washdown*

WELDING

COUPLING
SYSTEMS

APPENDIX

WATER

AIR &
MULTIPURPOSE
*General Purpose
Heavy Duty
Push-on*

CHEMICAL
TRANSFER

CLEANING
EQUIPMENT

FOOD
*Transfer
Washdown*

MARINE

MATERIAL
HANDLING
*Abrasives
Bulk Transfer
Cement & Concrete*

MINING

PETROLEUM
*Aircraft Fueling
Dispensing
Dock
Transfer*

SPRAY

STEAM

VACUUM

VEYANCE

WATER
*Discharge
Suction &
Discharge
Washdown*

PLICORD® HD WATER DISCHARGE



Product Specifications

APPLICATION:	A heavy-duty, all-purpose hose with excellent abrasion resistance. It is ideal for service in quarries, mines and construction.
CONSTRUCTION TUBE:	Black Plioflex® synthetic rubber
COVER:	Black Plioflex synthetic rubber (wrapped finish)
REINFORCEMENT:	Spiral-plied (4) plies of synthetic fabric
TEMPERATURE:	-25°F to 180°F (-32°C to 82°C)
PACKAGING:	1"– 8" 100' lengths, coiled and polywrapped
BRANDING (SPIRAL):	Example: Goodyear® Plicord® HD Water
COUPLINGS:	Contact fitting manufacturer for proper fitting recommendation and coupling procedure.
NON-STOCK/SIZES:	For special production run minimum requirements, see Appendix D.
ORDER CODES:	542-437 (65/8" and below) 541-437 (8" and above)

PLICORD® HD WATER DISCHARGE

ID		NOM. OD		MAX. WP		WEIGHT	
in.	mm.	in.	mm.	psi	Mpa	lb./ft.	kg./m.
1½	38.1	2.00	50.8	200	1.38	0.79	1.18
2	50.8	2.50	63.5	200	1.38	0.97	1.44
2½	63.5	3.06	77.7	200	1.38	1.36	2.02
3	76.2	3.55	90.2	200	1.38	1.60	2.38
4	101.6	4.58	116.3	150	1.03	2.10	3.13
4½	114.3	5.07	128.8	150	1.03	2.34	3.48
5	127.0	5.57	141.5	150	1.03	2.59	3.85
6	152.4	6.53	165.9	150	1.03	2.87	4.27
6⅝	168.3	7.22	183.4	150	1.03	3.58	5.33
8	203.2	8.57	217.7	100	0.69	4.06	6.04
8⅝	219.1	9.19	233.4	100	0.69	4.57	6.81
10	254.0	10.63	270.0	100	0.69	5.73	8.54
12	304.8	12.66	321.6	100	0.69	6.79	10.12

WELDING

COUPLING
SYSTEMS

APPENDIX



PLICORD® VERSIFLO® 125



Product Specifications

APPLICATION:	For medium-duty water discharge service where the hose does not encounter severe handling.
CONSTRUCTION	
TUBE:	Black Versigard® synthetic rubber
COVER:	Black Versigard (wrapped finish)
REINFORCEMENT:	Spiral-plied synthetic fabric
TEMPERATURE:	-25°F to 180°F (-32°C to 82°C)
PACKAGING:	100' lengths, coiled and polywrapped
BRANDING (SPIRAL):	Example: Goodyear® Versiflo® 125 Water Discharge
COUPLINGS:	Contact fitting manufacturer for proper fitting recommendation and coupling procedure.
NON-STOCK/SIZES:	For special production run minimum requirements, see Appendix D.
ORDER CODES:	542-527

PLICORD® VERSIFLO® 125

ID		NOM. OD		MAX. WP		WEIGHT	
in.	mm.	in.	mm.	psi	Mpa	lb./ft.	kg./m.
1¼	31.8	1.48	37.6	125	0.86	0.26	0.39
1½	38.1	1.72	43.7	125	0.86	0.30	0.45
2	50.8	2.24	56.9	125	0.86	0.40	0.60
2½	63.5	2.73	69.3	125	0.86	0.49	0.73
3	76.2	3.22	81.8	125	0.86	0.58	0.86
4	101.6	4.21	106.9	125	0.86	0.83	1.24
6	152.4	6.32	160.5	125	0.86	1.58	2.35

AIR &
MULTIPURPOSE
General Purpose
Heavy Duty
Push-on

CHEMICAL
TRANSFER

CLEANING
EQUIPMENT

FOOD
Transfer
Washdown

MARINE

MATERIAL
HANDLING
Abrasives
Bulk Transfer
Cement & Concrete

MINING

PETROLEUM
Aircraft Fueling
Dispensing
Dock
Transfer

SPRAY

STEAM

VACUUM

VEYANCE

WATER
Discharge
Suction &
Discharge
Washdown

WELDING

COUPLING
SYSTEMS

APPENDIX

WATER

AIR &
MULTIPURPOSE
*General Purpose
Heavy Duty
Push-on*

CHEMICAL
TRANSFER

CLEANING
EQUIPMENT

FOOD
*Transfer
Washdown*

MARINE

MATERIAL
HANDLING
*Abrasives
Bulk Transfer
Cement & Concrete*

MINING

PETROLEUM
*Aircraft Fueling
Dispensing
Dock
Transfer*

SPRAY

STEAM

VACUUM

VEYANCE

WATER
*Discharge
Suction &
Discharge
Washdown*

WELDING

COUPLING
SYSTEMS

APPENDIX

PLICORD® WATER DISCHARGE 150



Product Specifications

APPLICATION: For use in heavy-duty service for a wide range of applications.

CONSTRUCTION

TUBE: Black Plioflex® synthetic rubber

COVER: Black Plioflex synthetic rubber

REINFORCEMENT: Spiral-ply synthetic fabric

TEMPERATURE: -25°F to 180°F (-32°C to 82°C)

PACKAGING: 3/4"–6" 100' lengths, coiled and polywrapped
8"–12" 50' lengths, coiled and polywrapped

BRANDING (SPIRAL): Example: Goodyear® Plicord® Water 150

COUPLINGS: Contact fitting manufacturer for proper fitting recommendation and coupling procedure.

NON-STOCK/SIZES: For special production run minimum requirements, see Appendix D.

ORDER CODES: 542-438 (1/2"–6") 541-438 (8"–16")

PLICORD® WATER DISCHARGE 150

ID		NOM. OD		MAX. WP		WEIGHT	
in.	mm.	in.	mm.	psi	Mpa	lb./ft.	kg./m.
3/4	19.1	1.04	26.4	150	1.03	0.23	0.34
1	25.4	1.29	32.8	150	1.03	0.30	0.45
1¼	31.8	1.60	40.6	150	1.03	0.43	0.64
1½	38.1	1.84	46.7	150	1.03	0.50	0.74
2	50.8	2.38	60.5	150	1.03	0.71	1.06
2½	63.5	2.87	72.9	150	1.03	0.87	1.29
3	76.2	3.47	88.1	150	1.03	1.37	2.04
4	101.6	4.50	114.3	150	1.03	1.80	2.68
5	127.0	5.51	140.0	150	1.03	2.32	3.45
6	152.4	6.49	164.9	150	1.03	2.53	3.76
8	203.2	8.45	214.6	150	1.03	3.81	5.68
10	254.0	10.63	270.0	150	1.03	5.67	8.45
12	304.8	12.68	322.1	150	1.03	7.02	10.46

WATER SUCTION & DISCHARGE



	Page	Rubber	Thermoplastic	Clear	Temp Range	Tube Compound
Cold Blue™	230		Yes	Yes	-40°F to 150°F	PVC
Green Hornet™ XF	231		Yes		-40°F to 180°F	TPR/PVC
Flexwing® Water S&D	234	Yes			-25°F to 180°F	SBR
Spiraflex® 1600	232		Yes		0°F to 158°F	PVC
Spiraflex® Aggie PVC	233		Yes	Yes	0°F to 158°F	PVC
Versiflo® 150 Water S&D	235	Yes			-25°F to 200°F	EPDM

AIR &
MULTIPURPOSE
General Purpose
Heavy Duty
Push-on

CHEMICAL
TRANSFER

CLEANING
EQUIPMENT

FOOD
Transfer
Washdown

MARINE

MATERIAL
HANDLING
Abrasives

Bulk Transfer
Cement & Concrete

MINING

PETROLEUM
Aircraft Fueling
Dispensing
Dock
Transfer

SPRAY

STEAM

VACUUM

VEYANCE

WATER
Discharge
Suction &
Discharge
Washdown

WELDING

COUPLING
SYSTEMS

APPENDIX

WATER

AIR &
MULTIPURPOSE
*General Purpose
Heavy Duty
Push-on*

CHEMICAL
TRANSFER

CLEANING
EQUIPMENT

FOOD
*Transfer
Washdown*

MARINE

MATERIAL
HANDLING
*Abrasives
Bulk Transfer
Cement & Concrete*

MINING

PETROLEUM
*Aircraft Fueling
Dispensing
Dock
Transfer*

SPRAY

STEAM

VACUUM

VEYANCE

WATER
*Discharge
Suction &
Discharge
Washdown*

WELDING

COUPLING
SYSTEMS

APPENDIX

COLD BLUE™



Product Specifications

APPLICATION: A lightweight, medium-duty water suction and discharge hose for industrial, construction, agricultural, mining and other applications where low temperature flexibility is required.

**CONSTRUCTION
TUBE:** Clear flexible PVC

REINFORCEMENT: Blue rigid PVC helix

TEMPERATURE: -40°F to 150°F (-40°C to 65°C)

BRANDING: Not branded

PACKAGING: 100' coils, covered with corrugated cardboard and wrapped with clear stretch film.

ORDER CODES: 586-518

COLD BLUE™

ID		NOM. OD		MAX. WP		WEIGHT		VACUUM HG		BEND RADIUS	
in.	mm.	in.	mm.	psi	Mpa	lb./ft.	kg./m.	in.	mm.	in.	mm.
3/4	19.1	.99	25.1	120	.83	.163	.242	29	737	3	76
1	25.4	1.25	31.8	106	.73	.229	.341	29	737	5	127
1¼	31.8	1.54	39.2	99	.68	.305	.454	29	737	5	127
1½	38.1	1.77	44.9	89	.61	.372	.559	29	737	6	152
2	50.8	2.33	59.2	80	.55	.583	.869	29	737	8	203
2½	63.5	2.87	72.9	65	.45	.840	1.25	29	737	10	254
3	76.2	3.40	86.5	65	.45	1.01	1.50	29	737	12	305
4	101.6	4.50	114.0	55	.38	1.65	2.46	29	737	16	406
6	152.4	6.62	168.2	47	.32	3.27	4.87	29	737	36	914

Testing performed at 70°F.

GREEN HORNET™ XF



Product Specifications



- APPLICATION:** Medium-duty, light-weight construction; retains flexibility in cold weather. Smooth-bore tube minimizes material buildup and resists a variety of chemicals found in agricultural and sanitary industries. Slightly corrugated outer helix promotes abrasion resistance, low coefficient of friction and ease of coupling. Common uses can be found in waste management, construction, agricultural, marine and manufacturing industries.
- CONSTRUCTION TUBE:** Black thermoplastic rubber, RMA Class B (medium oil resistance)
- REINFORCEMENT:** Rigid, lime-green polyethylene helix; available in a variety of custom colors
- TEMPERATURE:** -40°F to 180°F (-40°C to 82°C)
- PACKAGING:** 100' lengths, coiled and polywrapped
- BRANDING (SPIRAL):** Not branded
- COUPLINGS:** Contact fitting manufacturer for proper fitting recommendation and coupling procedure.
- NON-STOCK/SIZES:** For special production run minimum requirements, see Appendix D.
- ORDER CODES:** 586-551

GREEN HORNET™ XF

ID		NOM. OD		MAX. WP		BEND RADIUS		WEIGHT	
in.	mm.	in.	mm.	psi	Mpa	in.	mm.	lb./ft.	kg./m.
1¼	31.8	1.53	39.0	50	0.35	2.5	63.5	0.27	0.40
1½	38.1	1.78	45.3	50	0.35	3	76.2	0.32	0.48
2	50.8	2.40	61.0	50	0.35	4	101.6	0.56	0.83
2½	63.5	2.99	74.9	50	0.35	5	127.0	0.75	1.12
3	76.2	3.47	88.1	45	0.31	5	127.0	0.92	1.37
4	101.6	4.67	118.4	40	0.28	9	228.6	1.60	2.39
6	152.4	6.75	171.4	25	0.17	20	508.0	2.88	4.30

AIR &
MULTIPURPOSE
General Purpose
Heavy Duty
Push-on

CHEMICAL
TRANSFER

CLEANING
EQUIPMENT

FOOD
Transfer
Washdown

MARINE

MATERIAL
HANDLING
Abrasives
Bulk Transfer
Cement & Concrete

MINING

PETROLEUM
Aircraft Fueling
Dispensing
Dock
Transfer

SPRAY

STEAM

VACUUM

VEYANCE

WATER
Discharge
Suction &
Discharge
Washdown

WELDING

COUPLING
SYSTEMS

APPENDIX

WATER

AIR &
MULTIPURPOSE
General Purpose
Heavy Duty
Push-on

CHEMICAL
TRANSFER

CLEANING
EQUIPMENT

FOOD
Transfer
Washdown

MARINE

MATERIAL
HANDLING
Abrasives
Bulk Transfer
Cement & Concrete

MINING

PETROLEUM
Aircraft Fueling
Dispensing
Dock
Transfer

SPRAY

STEAM

VACUUM

VEYANCE

WATER
Discharge
Suction &
Discharge
Washdown

WELDING

COUPLING
SYSTEMS

APPENDIX

SPIRAFLEX® 1600



Product Specifications

APPLICATION:	For water suction and discharge service in construction and septic tank cleaning operations, and for general industrial and agricultural applications where mild chemical resistance is required.
CONSTRUCTION TUBE:	Olive green Pliovic® with high-density rigid helix
REINFORCEMENT:	Olive green Pliovic® with high-density rigid helix
TEMPERATURE:	0°F to 158°F (-9°C to 70°C)
PACKAGING:	3/4"–6" 100' lengths, coiled and polywrapped 8"–10" 20' lengths, coiled and polywrapped
BRANDING:	Not branded
COUPLINGS:	Contact fitting manufacturer for proper fitting recommendation and coupling procedure.
NON-STOCK/SIZES:	For special production run minimum requirements, see Appendix D.
ORDER CODES:	586-411

SPIRAFLEX® 1600

ID		NOM. OD		MAX. WP		BEND RADIUS		VACUUM HG		WEIGHT	
in.	mm.	in.	mm.	psi	Mpa	in.	mm.	in.	mm.	lb./ft.	kg./m.
3/4	19.1	0.98	24.9	130	0.90	3	83	29	737	0.18	0.27
1	25.4	1.24	31.5	106	0.73	5	114	29	737	0.25	0.37
1¼	31.8	1.53	38.9	99	0.68	5	127	29	737	0.32	0.48
1½	38.1	1.78	45.2	89	0.61	6	152	29	737	0.37	0.55
2	50.8	2.32	58.9	79	0.54	8	203	29	737	0.61	0.91
2½	63.5	2.85	72.4	65	0.45	10	254	29	737	0.87	1.29
3	76.2	3.41	86.6	65	0.45	12	305	29	737	1.08	1.61
4	101.6	4.46	113.3	55	0.38	16	406	29	737	1.69	2.51
6	152.4	6.57	166.9	47	0.32	36	914	29	737	3.05	4.54
8	203.2	8.92	226.6	40	0.28	60	1524	20	508	6.35	9.45
10	254.0	10.93	277.6	35	0.24	100	2540	20	508	8.75	13.04

SPIRAFLEX® AGGIE PVC



Product Specifications

APPLICATION:	A general-purpose water suction hose for use in industrial, agriculture and construction applications.
CONSTRUCTION TUBE:	Clear Pliovic®
REINFORCEMENT:	High-density white rigid Pliovic helix
TEMPERATURE:	0°F to 158°F (-9°C to 70°C)
PACKAGING:	100' lengths coiled and polywrapped
BRANDING (SPIRAL):	Not branded
COUPLINGS:	Contact fitting manufacturer for proper fitting recommendation and coupling procedure.
NON-STOCK/SIZES:	For special production run minimum requirements, see Appendix D.
ORDER CODES:	586-453

SPIRAFLEX® AGGIE PVC

ID		NOM. OD		MAX. WP		BEND RADIUS		VACUUM HG		WEIGHT	
in.	mm.	in.	mm.	psi	Mpa	in.	mm.	in.	mm.	lb./ft.	kg./m.
3/4	19.1	1.00	25.4	120	0.83	3.0	76	29	737	0.18	0.27
1	25.4	1.24	31.5	106	0.73	4.5	114	29	737	0.23	0.34
1¼	31.8	1.53	38.9	99	0.68	5.0	127	29	737	0.34	0.51
1½	38.1	1.78	45.2	89	0.61	6.0	152	29	737	0.38	0.57
2	50.8	2.31	58.7	79	0.54	8.0	203	29	737	0.58	0.86
2½	63.5	2.85	72.4	65	0.45	10.0	254	29	737	0.90	1.34
3	76.2	3.41	86.6	65	0.45	12.0	305	29	737	1.07	1.59
4	101.6	4.47	113.5	55	0.38	16.0	406	29	737	1.69	2.51
6	152.4	6.60	167.6	47	0.32	36.0	914	29	737	3.29	4.90

AIR &
MULTIPURPOSE
General Purpose
Heavy Duty
Push-on

CHEMICAL
TRANSFER

CLEANING
EQUIPMENT

FOOD
Transfer
Washdown

MARINE

MATERIAL
HANDLING
Abrasives
Bulk Transfer
Cement & Concrete

MINING

PETROLEUM
Aircraft Fueling
Dispensing
Dock
Transfer

SPRAY

STEAM

VACUUM

VEYANCE

WATER
Discharge
Suction &
Discharge
Washdown

WELDING

COUPLING
SYSTEMS

APPENDIX

WATER

AIR &
MULTIPURPOSE
*General Purpose
Heavy Duty
Push-on*

CHEMICAL
TRANSFER

CLEANING
EQUIPMENT

FOOD
*Transfer
Washdown*

MARINE

MATERIAL
HANDLING
*Abrasives
Bulk Transfer
Cement & Concrete*

MINING

PETROLEUM
*Aircraft Fueling
Dispensing
Dock
Transfer*

SPRAY

STEAM

VACUUM

VEYANCE

WATER
*Discharge
Suction &
Discharge
Washdown*

WELDING

COUPLING
SYSTEMS

APPENDIX

FLEXWING® WATER S&D



NEW

Product Specifications

- APPLICATION:** A general-purpose, economical hose for applications in light or medium water suction and discharge operations. Rated for full vacuum. Used in various industrial, agricultural and construction areas.
- CONSTRUCTION TUBE:** Black Plioflex® Synthetic Rubber
- COVER:** Black Plioflex Synthetic Rubber
- REINFORCEMENT:** Synthetic fabric plies with internal wire helix
- TEMPERATURE:** -25°F to 180°F (-32°C to 82°C)
- PACKAGING:** 3/4" – 6" 100' lengths, coiled and polywrapped
8" – 12" Custom length
- BRANDING (SPIRAL):** Example: Flexwing® Water S&D
- COUPLINGS:** Contact fitting manufacturer for proper fitting recommendation and coupling procedure.
- NON-STOCK/SIZES:** For special production run minimum requirements, see Appendix D.
- ORDER CODES:** 542-249 (3/4" - 6") 541-249 (8" - 12")

FLEXWING® WATER S&D

ID		NOM. OD		MAX. WP		BEND RADIUS		VACUUM HG		WEIGHT	
in.	mm.	in.	mm.	psi	Mpa	in.	mm.	in.	mm.	lb./ft.	kg./m
3/4	19.0	1.09	27.9	150	0.86	2	50	29	737	0.33	0.49
1	25.3	1.34	34.1	150	0.86	2	50	29	737	0.41	0.61
1¼	32.0	1.61	40.8	150	0.86	4	100	29	737	0.50	0.75
1½	38.0	1.84	46.9	150	0.86	4	100	29	737	0.63	0.94
2	51.1	2.38	60.4	150	0.86	7	180	29	737	0.84	1.25
2½	63.6	2.89	73.3	150	0.86	10	250	29	737	1.08	1.61
3	76.1	3.42	86.8	150	0.86	14	360	29	737	1.46	2.18
3½	90.0	3.97	100.9	150	0.86	14	360	29	737	1.80	2.68
4	102.1	4.45	113.1	150	0.86	18	460	29	737	2.03	3.02
5	127.3	5.53	140.5	150	0.86	20	510	29	737	3.34	4.98
6	152.6	6.63	168.0	150	0.86	24	610	29	737	4.67	6.96
8	203.5	8.75	222.3	125	0.86	48	1200	29	737	7.56	11.26
10	253.9	10.97	278.3	125	0.86	60	1500	29	737	12.34	18.39
12	305.5	12.19	335.4	125	0.86	72	1800	29	737	19.07	28.41

GOOD YEAR
ENGINEERED PRODUCTS

VERSIFLO® 150 WATER S&D



Product Specifications

- APPLICATION:** General-purpose water suction and discharge for medium- to heavy-duty applications. Can be used in Lasso® applications.
- CONSTRUCTION TUBE:** Black Versigard® synthetic rubber
- COVER:** Black Versigard synthetic rubber (wrapped finish)
- REINFORCEMENT:** Plies of synthetic fabric with wire helix
- TEMPERATURE:** -25°F to 200°F (-32°C to 93°C)
- PACKAGING:** 542-528 100' lengths, coiled and polywrapped
541-528 custom lengths
- BRANDING (SPIRAL):** Example: Goodyear® Versiflo® 150 Water Suction & Discharge
- COUPLINGS:** Contact fitting manufacturer for proper fitting recommendation and coupling procedure.
- NON-STOCK/SIZES:** For special production run minimum requirements, see Appendix D.
- ORDER CODES:** 542-528 (1 1/4"–6") 541-528 (8"–14")

VERSIFLO® 150 WATER S&D

ID		NOM. OD		MAX. WP		BEND RADIUS		VACUUM HG		WEIGHT	
in.	mm.	in.	mm.	psi	Mpa	in.	mm.	in.	mm.	lb./ft.	kg./m.
1¼	31.8	1.63	41.4	150	1.03	4	102	29	737	0.53	0.79
1½	38.1	1.87	47.5	150	1.03	4	102	29	737	0.65	0.97
2	50.8	2.39	60.7	150	1.03	7	178	29	737	0.87	1.29
2½	63.5	2.89	73.4	150	1.03	10	254	29	737	1.08	1.61
3	76.2	3.42	86.9	150	1.03	14	356	29	737	1.44	2.14
4	101.6	4.45	113.0	150	1.03	18	457	29	737	2.00	2.98
6	152.4	6.60	167.6	150	1.03	24	610	29	737	4.56	6.79
8	203.0	8.75	238.0	150	1.03	48	1200	29	737	7.40	11.00
10	254.0	10.96	278.0	150	1.03	60	1500	29	737	12.20	18.20
12	305.0	13.23	336.0	150	1.03	72	1800	29	737	18.70	27.90
14	408.0	15.57	396.0	150	1.03	84	2100	29	737	25.10	37.40

AIR &
MULTIPURPOSE
General Purpose
Heavy Duty
Push-on

CHEMICAL
TRANSFER

CLEANING
EQUIPMENT

FOOD
Transfer
Washdown

MARINE

MATERIAL
HANDLING
Abrasives
Bulk Transfer
Cement & Concrete

MINING

PETROLEUM
Aircraft Fueling
Dispensing
Dock
Transfer

SPRAY

STEAM

VACUUM

VEYANCE

WATER
Discharge
Suction &
Discharge
Washdown

WELDING

COUPLING
SYSTEMS

APPENDIX

WATER

AIR &
MULTIPURPOSE
General Purpose
Heavy Duty
Push-on

CHEMICAL
TRANSFER

CLEANING
EQUIPMENT

FOOD
Transfer
Washdown

MARINE

MATERIAL
HANDLING
Abrasives
Bulk Transfer
Cement & Concrete

MINING

PETROLEUM
Aircraft Fueling
Dispensing
Dock
Transfer

SPRAY

STEAM

VACUUM

VEYANCE

WATER
Discharge
Suction &
Discharge
Washdown

WELDING

COUPLING
SYSTEMS

APPENDIX

WATER WASHDOWN



	Page	Temp Range	Non-marking Cover	Superior Oil Resistance Cover	Superior Abrasion Cover	Microban Cover	Tapered Nozzle	Textile	Wire
Fortress® 300	83	-20°F to 200°F	Yes	Yes	Yes	Yes		Yes	
Fortress® 1000	84	-20°F to 200°F	Yes	Yes	Yes	Yes		Yes	
Fortress® 3000	85	-20°F to 250°F	Yes	Yes	Yes	Yes			Yes
Gauntlet® 1500	61	-20°F to 200°F	Yes*	Yes	Yes			Yes	
Plicord® Washdown	238	-25°F to 200°F					Yes	Yes	
Pulp & Paper Washdown	239	-25°F to 200°F					Yes	Yes	
Sani-Wash™ 300	88	-40°F to 205°F	Yes					Yes	
Super Sani-Wash™ 300	89	-40°F to 200°F	Yes			Yes		Yes	
Spectra® 300	87	-20°F to 200°F	Yes	Yes				Yes	
Sureline®	237	-40°F to 190°F	Yes*					Yes	

*Nonblack Colors

SURELINE®



Product Specifications

APPLICATION:	For a wide range of industrial, construction, and agricultural water discharge applications in which a general-service water hose is needed.		
CONSTRUCTION	TUBE: Versigard® synthetic rubber, RMA Class C (limited oil resistance)		
	COVER: Red or black Versigard synthetic rubber		
REINFORCEMENT:	Spiral synthetic yarn		
TEMPERATURE:	-40°F to 190°F (-40°C to 88°C)		
PACKAGING:	3/16"–3/4"	500' reels, maximum 3 pieces, 50' increments	
	1"	450' reels, maximum 3 pieces, 50' increments	
	1¼"	400' reels, maximum 3 pieces, 50' increments	
	1½"	300' reels, maximum 3 pieces, 50' increments	
BRANDING:	Example: 1/2" Sureline® Goodyear® 150 psi WP		
COUPLINGS:	Contact fitting manufacturer for proper fitting recommendation and coupling procedure.		
NON-STOCK/SIZES:	For special production run minimum requirements, see Appendix D.		
ORDER CODES:	569-048 (red)	569-049 (black)	

SURELINE®

ID		NOM. OD		MAX. WP		WEIGHT	
in.	mm.	in.	mm.	psi	Mpa	lb./ft.	kg./m.
1/4	6.4	0.48	12.2	150	1.03	0.08	0.12
3/8	9.5	0.66	16.8	150	1.03	0.13	0.19
1/2	12.7	0.78	19.8	150	1.03	0.17	0.25
5/8	15.9	0.93	23.6	150	1.03	0.26	0.39
3/4	19.1	1.08	27.4	150	1.03	0.33	0.49
1	25.4	1.39	35.3	150	1.03	0.52	0.77
1¼	31.8	1.63	41.4	150	1.03	0.57	0.85
1½	38.1	1.88	47.8	150	1.03	0.68	1.01

AIR &
MULTIPURPOSE
General Purpose
Heavy Duty
Push-on

CHEMICAL
TRANSFER

CLEANING
EQUIPMENT

FOOD
Transfer
Washdown

MARINE

MATERIAL
HANDLING
Abrasives
Bulk Transfer
Cement & Concrete

MINING

PETROLEUM
Aircraft Fueling
Dispensing
Dock
Transfer

SPRAY

STEAM

VACUUM

VEYANCE

WATER
Discharge
Suction &
Discharge
Washdown

WELDING

COUPLING
SYSTEMS

APPENDIX

WATER

AIR &
MULTIPURPOSE
*General Purpose
Heavy Duty
Push-on*

CHEMICAL
TRANSFER

CLEANING
EQUIPMENT

FOOD
*Transfer
Washdown*

MARINE

MATERIAL
HANDLING
*Abrasives
Bulk Transfer
Cement & Concrete*

MINING

PETROLEUM
*Aircraft Fueling
Dispensing
Dock
Transfer*

SPRAY

STEAM

VACUUM

VEYANCE

WATER
*Discharge
Suction &
Discharge
Washdown*

WELDING

COUPLING
SYSTEMS

APPENDIX

PLICORD® WASHDOWN WITH OPTIONAL INTEGRAL TAPERED NOZZLE



Product Specifications

APPLICATION:	Plicord® Washdown hose is a quality water discharge hose for the environments typically found in paper mills and other industrial operations. Can be supplied with an integral rubber nozzle.
CONSTRUCTION TUBE:	Black Plioflex® synthetic rubber
COVER:	Black Plioflex synthetic rubber (wrapped impression). Also available in green or white cover (non-FDA).
REINFORCEMENT:	Spiral-plied synthetic fabric
TEMPERATURE:	-25°F to 200°F (-32°C to 93°C)
PACKAGING:	50' lengths, coiled and polywrapped
BRANDING (SPIRAL):	Example: Goodyear® Plicord® Washdown, 150 Max WP
COUPLINGS:	Contact fitting manufacturer for proper fitting recommendation and coupling procedure. Also available with integral tapered nozzle.
NON-STOCK/SIZES:	Hose: 400' minimum order/400' increments Hose with tapered nozzle: Two 50' lengths, two length increments
ORDER CODES:	542-454 (black) 542-455 (green) 542-507 (white)

PLICORD® WASHDOWN

ID		NOM. OD		MAX. WP		WEIGHT	
in.	mm.	in.	mm.	psi	Mpa	lb./ft.	kg./m.
3/4	19.1	1.17	29.7	150	1.03	0.36	0.54
1	25.4	1.42	36.1	150	1.03	0.45	0.67
1¼	31.8	1.69	42.9	150	1.03	0.55	0.82
1½	38.1	1.97	50.0	150	1.03	0.71	1.06

Orifice sizes: 3/4" ID-1/2" Orifice
 1" ID-1/2" Orifice
 1¼" ID-5/8" Orifice
 1½" ID-3/4" Orifice



PULP & PAPER WASHDOWN WITH OPTIONAL INTEGRAL TAPERED NOZZLE



Product Specifications

APPLICATION:	Heavy-duty water discharge hose for washdown service in pulp and paper mills where kink resistance is of major importance.
CONSTRUCTION	
TUBE:	Black Versigard® synthetic rubber (also available in white, non-FDA)
COVER:	Black Versigard synthetic rubber
REINFORCEMENT:	Spiral-plied synthetic fabric
TEMPERATURE:	-25°F to 200°F (-32°C to 93°C)
PACKAGING:	50' lengths, coiled and polywrapped
BRANDING (SPIRAL):	Example: Goodyear® HD Washdown, 300 psi Max WP
COUPLINGS:	Contact fitting manufacturer for proper fitting recommendation and coupling procedure. Also available with integral tapered nozzle.
NON-STOCK/SIZES:	Hose: 400' minimum order/400' increments Hose with tapered nozzle: Two 50' lengths, two 50' length increments
ORDER CODES:	542-452

PULP & PAPER WASHDOWN

ID		NOM. OD		MAX. WP		WEIGHT	
in.	mm.	in.	mm.	psi	Mpa	lb./ft.	kg./m.
3/4	19.1	1.30	33.0	300	2.07	0.47	0.70
1	25.4	1.62	41.2	300	2.07	0.67	1.00
1¼	31.8	1.88	47.8	300	2.07	0.81	1.21
1½	38.1	2.11	53.7	300	2.07	0.91	1.36

Orifice sizes: 3/4" ID-1/2" Orifice
 1" ID-1/2" Orifice
 1¼" ID-5/8" Orifice
 1½" ID-3/4" Orifice

AIR &
MULTIPURPOSE
*General Purpose
Heavy Duty
Push-on*

CHEMICAL
TRANSFER

CLEANING
EQUIPMENT

FOOD
*Transfer
Washdown*

MARINE

MATERIAL
HANDLING
*Abrasives
Bulk Transfer
Cement & Concrete*

MINING

PETROLEUM
*Aircraft Fueling
Dispensing
Dock
Transfer*

SPRAY

STEAM

VACUUM

VEYANCE

WATER
*Discharge
Suction &
Discharge
Washdown*

WELDING

COUPLING
SYSTEMS

APPENDIX

WATER

NOTES

AIR &
MULTIPURPOSE
General Purpose
Heavy Duty
Push-on

CHEMICAL
TRANSFER

CLEANING
EQUIPMENT

FOOD
Transfer
Washdown

MARINE

MATERIAL
HANDLING
Abrasives
Bulk Transfer
Cement & Concrete

MINING

PETROLEUM
Aircraft Fueling
Dispensing
Dock
Transfer

SPRAY

STEAM

VACUUM

VEYANCE

WATER
Discharge
*Suction &
Discharge*
Washdown

WELDING

COUPLING
SYSTEMS

APPENDIX



WELDING



	Page	Oxygen (Green)	Acetylene (Red)	Fuel Gases* (Red)	Flame and Oil Resistant Tube	Flame and Oil Resistant Cover
Gemini® Twin Line Welding (Grade R)	242	Yes	Yes	No	No	No
Gemini® Twin Line Welding (Grade RM)	243	Yes	Yes	No	No	Yes
Gemini® Twin Line Welding (Grade T)	244	Yes	Yes	Yes	Yes	Yes
Single Line Welding (Grade R)	245	Yes	Yes	No	No	No
Single Line Welding (Grade RM)	246	Yes	Yes	No	No	Yes
Single Line Welding (Grade T)	247	Yes	Yes	Yes	Yes	Yes

*Fuel Gases are defined in RMA IP-7 welding hose standard. Flammable compressed gases commonly used in the welding and cutting industry including, but not limited to, acetylene, hydrogen, methane/natural gas, LP gas, propylene and methylacetylene propadiene stabilized.

RMA IP-7 and CGA E-1

AIR &
MULTIPURPOSE
General Purpose
Heavy Duty
Push-on

CHEMICAL
TRANSFER

CLEANING
EQUIPMENT

FOOD
Transfer
Washdown

MARINE

MATERIAL
HANDLING
Abrasives
Bulk Transfer
Cement & Concrete

MINING

PETROLEUM
Aircraft Fueling
Dispensing
Dock
Transfer

SPRAY

STEAM

VACUUM

VEYANCE

WATER
Discharge
Suction &
Discharge
Washdown

WELDING

COUPLING
SYSTEMS

APPENDIX

WELDING

AIR &
MULTIPURPOSE
*General Purpose
Heavy Duty
Push-on*

CHEMICAL
TRANSFER

CLEANING
EQUIPMENT

FOOD
*Transfer
Washdown*

MARINE

MATERIAL
HANDLING
*Abrasives
Bulk Transfer
Cement & Concrete*

MINING

PETROLEUM
*Aircraft Fueling
Dispensing
Dock
Transfer*

SPRAY

STEAM

VACUUM

VEYANCE

WATER
*Discharge
Suction &
Discharge
Washdown*

WELDING

COUPLING
SYSTEMS

APPENDIX

GEMINI® TWIN LINE WELDING GRADE R - TYPE VD



Product Specifications

- APPLICATION:** For welding service. Meets RMA IP-7 standard for Grade R welding hose.
- CONSTRUCTION**
TUBE: Versigard® synthetic rubber compatible with oxygen and acetylene gases
- COVER:** Versigard synthetic rubber smooth surface
- REINFORCEMENT:** Spiral synthetic yarn
- TEMPERATURE:** -40°F to 120°F (-40°C to 49°C)
- PACKAGING:** 500' reels
- BRANDING:** Example: Gemini® 1/4" Grade R Acetylene Only Std Duty Max Wp 200 psi Meets RMA IP-7-2008. Made In USA. Goodyear®
- COUPLINGS:** Contact fitting manufacturer for proper fitting recommendation and coupling procedure.
- NON-STOCK/SIZES:** For special production run minimum requirements, see Appendix D.
- ORDER CODES:** 569-588


GEMINI® TWIN LINE WELDING GRADE R

ID		NOM. OD		MAX. WP		WEIGHT	
in.	mm.	in.	mm.	psi	Mpa	lb./ft.	kg./m.
3/16	4.8	0.44	11.2	200	1.38	0.13	0.19
1/4	6.4	0.53	13.5	200	1.38	0.18	0.27
5/16	7.9	0.59	15.0	200	1.38	0.22	0.33
3/8	9.5	0.66	16.8	200	1.38	0.26	0.39

Note: For Welding Hose Precautions, see Appendix C.

GOODYEAR
ENGINEERED PRODUCTS

GEMINI® TWIN LINE WELDING GRADE RM - TYPE VD



Product Specifications

- APPLICATION:** For welding service. Meets RMA IP-7 standard for Grade RM welding hose. Non-conductive.
- CONSTRUCTION**
 - TUBE:** Plioflex® synthetic rubber compatible with oxygen and acetylene gases
 - COVER:** Chemivic™ synthetic rubber smooth cover
- REINFORCEMENT:** Spiral synthetic yarn
- TEMPERATURE:** -40°F to 120°F (-40°C to 49°C)
- PACKAGING:** 500' reels
- BRANDING:** Example: Gemini® 1/4" Grade Rm Acetylene Only Std Duty Max Wp 200 psi Meets RMA IP-7-2008. Made In USA. Goodyear®
- COUPLINGS:** Contact fitting manufacturer for proper fitting recommendation and coupling procedure.
- NON-STOCK/SIZES:** For special production run minimum requirements, see Appendix D.
- ORDER CODES:** 569-598

GEMINI® TWIN LINE WELDING GRADE RM

ID		NOM. OD		MAX. WP		WEIGHT	
in.	mm.	in.	mm.	psi	Mpa	lb./ft.	kg./m.
3/16	4.8	0.44	11.2	200	1.38	0.15	0.22
1/4	6.4	0.53	13.5	200	1.38	0.21	0.31
5/16	7.9	0.59	15.0	200	1.38	0.25	0.37
3/8	9.5	0.66	16.8	200	1.38	0.29	0.43

Note: For Welding Hose Precautions, see Appendix C.

AIR &
MULTIPURPOSE
General Purpose
Heavy Duty
Push-on

CHEMICAL
TRANSFER

CLEANING
EQUIPMENT

FOOD
Transfer
Washdown

MARINE

MATERIAL
HANDLING
Abrasives
Bulk Transfer
Cement & Concrete

MINING

PETROLEUM
Aircraft Fueling
Dispensing
Dock
Transfer

SPRAY

STEAM

VACUUM

VEYANCE

WATER
Discharge
Suction &
Discharge
Washdown

WELDING

COUPLING
SYSTEMS

APPENDIX

WELDING

AIR &
MULTIPURPOSE
*General Purpose
Heavy Duty
Push-on*

CHEMICAL
TRANSFER

CLEANING
EQUIPMENT

FOOD
*Transfer
Washdown*

MARINE

MATERIAL
HANDLING
*Abrasives
Bulk Transfer
Cement & Concrete*

MINING

PETROLEUM
*Aircraft Fueling
Dispensing
Dock
Transfer*

SPRAY

STEAM

VACUUM

VEYANCE

WATER
*Discharge
Suction &
Discharge
Washdown*

WELDING

COUPLING
SYSTEMS

APPENDIX

GEMINI® TWIN LINE WELDING GRADE T - TYPE VD



Product Specifications

- APPLICATION:** For welding service. Meets RMA IP-7 and CGA E-1 standards for Grade T welding hose. Non-conductive.
- CONSTRUCTION**
TUBE: Wingprene® synthetic rubber compatible with all common welding fuel gases
- COVER:** Chemivic™ synthetic rubber smooth cover
- REINFORCEMENT:** Spiral synthetic yarn
- TEMPERATURE:** -40°F to 120°F (-40°C to 49°C)
- PACKAGING:** 500' reels
- BRANDING:** Example: Gemini® 1/4" Grade T Fuel Gas Std Duty Max Wp 200 psi Meets RMA IP-7-2008/Cga E-1. Made In USA. Goodyear®
- COUPLINGS:** Contact fitting manufacturer for proper fitting recommendation and coupling procedure.
- NON-STOCK/SIZES:** For special production run minimum requirements, see Appendix D.
- ORDER CODES:** 569-618

GEMINI® TWIN LINE WELDING GRADE T

ID		NOM. OD		MAX. WP		WEIGHT	
in.	mm.	in.	mm.	psi	Mpa	lb./ft.	kg./m.
3/16	4.8	0.44	11.2	200	1.38	0.13	0.19
1/4	6.4	0.53	13.5	200	1.38	0.18	0.27
5/16	7.9	0.59	15.0	200	1.38	0.22	0.33
3/8	9.5	0.66	16.8	200	1.38	0.26	0.39

Note: For Welding Hose Precautions, see Appendix C.

GOODYEAR
ENGINEERED PRODUCTS

SINGLE LINE WELDING GRADE R



Product Specifications

APPLICATION:	For welding service. Meets RMA IP-7 standard for Grade R welding hose.
CONSTRUCTION	
TUBE:	Versigard® synthetic rubber
COVER:	Versigard synthetic rubber ribbed surface
REINFORCEMENT:	Spiral synthetic yarn
TEMPERATURE:	-40°F to 120°F (-40°C to 49°C)
PACKAGING:	500' reels
BRANDING:	Example: 1/4" Grade R Acetylene Only Std Duty Max Wp 200 psi Meets RMA IP-7-2008. Made In USA. Goodyear®
COUPLINGS:	Contact fitting manufacturer for proper fitting recommendation and coupling procedure.
NON-STOCK/SIZES:	For special production run minimum requirements, see Appendix D.
ORDER CODES:	569-591 (red cover) (acetylene) 569-592 (green cover) (oxygen)

SINGLE LINE WELDING GRADE R

ID		NOM. OD		MAX. WP		WEIGHT	
in.	mm.	in.	mm.	psi	Mpa	lb./ft.	kg./m.
3/16	4.8	0.44	11.1	200	1.38	0.08	0.12
1/4	6.4	0.53	13.5	200	1.38	0.10	0.15
5/16	7.9	0.60	15.1	200	1.38	0.11	0.16
3/8	9.5	0.66	16.7	200	1.38	0.13	0.19

Note: For Welding Hose Precautions, see Appendix C.

AIR &
MULTIPURPOSE
General Purpose
Heavy Duty
Push-on

CHEMICAL
TRANSFER

CLEANING
EQUIPMENT

FOOD
Transfer
Washdown

MARINE

MATERIAL
HANDLING
Abrasives
Bulk Transfer
Cement & Concrete

MINING

PETROLEUM
Aircraft Fueling
Dispensing
Dock
Transfer

SPRAY

STEAM

VACUUM

VEYANCE

WATER
Discharge
Suction &
Discharge
Washdown

WELDING

COUPLING
SYSTEMS

APPENDIX

WELDING

AIR &
MULTIPURPOSE
General Purpose
Heavy Duty
Push-on

CHEMICAL
TRANSFER

CLEANING
EQUIPMENT

FOOD
Transfer
Washdown

MARINE

MATERIAL
HANDLING
Abrasives
Bulk Transfer
Cement & Concrete

MINING

PETROLEUM
Aircraft Fueling
Dispensing
Dock
Transfer

SPRAY

STEAM

VACUUM

VEYANCE

WATER
Discharge
Suction &
Discharge
Washdown

WELDING

COUPLING
SYSTEMS

APPENDIX

SINGLE LINE WELDING GRADE RM



Product Specifications

- APPLICATION:** For welding service. Meets RMA IP-7 standard for Grade RM welding hose.
- CONSTRUCTION**
TUBE: Plioflex® synthetic rubber (non-conductive)
COVER: Chemivic™ synthetic rubber ribbed surface
- REINFORCEMENT:** Spiral synthetic yarn
- TEMPERATURE:** -40°F to 120°F (-40°C to 49°C)
- PACKAGING:** 500' reels
- BRANDING:** Example: 1/4" Grade Rm Oxygen Std Duty Max Wp 200 psi Meets RMA IP-7-2008. Made In USA. Goodyear®
- COUPLINGS:** Contact fitting manufacturer for proper fitting recommendation and coupling procedure.
- NON-STOCK/SIZES:** For special production run minimum requirements, see Appendix D.
- ORDER CODES:** 569-589 (red cover) (acetylene)
569-590 (green cover) (oxygen)


SINGLE LINE WELDING GRADE RM

ID		NOM. OD		MAX. WP		WEIGHT	
in.	mm.	in.	mm.	psi	Mpa	lb./ft.	kg./m.
3/16	4.8	0.44	11.1	200	1.38	0.08	0.12
1/4	6.4	0.53	13.5	200	1.38	0.10	0.15
5/16	7.9	0.60	15.1	200	1.38	0.12	0.18
3/8	9.5	0.66	16.7	200	1.38	0.13	0.19
1/2	12.7	0.88	22.2	200	1.38	0.27	0.40

Note: For Welding Hose Precautions, see Appendix C.

GOODYEAR
ENGINEERED PRODUCTS

SINGLE LINE WELDING GRADE T



Product Specifications

APPLICATION:	For welding service. Meets RMA IP-7 and CGA E-1 standards for Grade T welding hose. Non-conductive.
CONSTRUCTION TUBE:	Wingprene® synthetic rubber compound compatible with all common welding fuel gases
COVER:	Chemivic™ synthetic rubber ribbed surface
REINFORCEMENT:	Spiral synthetic yarn
TEMPERATURE:	-40°F to 120°F (-40°C to 49°C)
PACKAGING:	500' reels
BRANDING:	Example: 1/4" Grade T Fuel Gas Std Duty Max Wp 200 psi Meets RMA IP-7-2008/Cga E-1. Made In USA. Goodyear®
COUPLINGS:	Contact fitting manufacturer for proper fitting recommendation and coupling procedure.
NON-STOCK/SIZES:	For special production run minimum requirements, see Appendix D.
ORDER CODES:	569-619 (red cover) (acetylene or other common welding fuel gas) 569-620 (green cover) (oxygen)

SINGLE LINE WELDING GRADE T

ID		NOM. OD		MAX. WP		WEIGHT	
in.	mm.	in.	mm.	psi	Mpa	lb./ft.	kg./m.
3/16	4.8	0.44	11.1	200	1.38	0.08	0.12
1/4	6.4	0.53	13.5	200	1.38	0.10	0.15
5/16	7.9	0.60	15.1	200	1.38	0.12	0.18
3/8	9.5	0.66	16.7	200	1.38	0.14	0.21

Note: For Welding Hose Precautions, see Appendix C.

AIR &
MULTIPURPOSE
General Purpose
Heavy Duty
Push-on

CHEMICAL
TRANSFER

CLEANING
EQUIPMENT

FOOD
Transfer
Washdown

MARINE

MATERIAL
HANDLING
Abrasives
Bulk Transfer
Cement & Concrete

MINING

PETROLEUM
Aircraft Fueling
Dispensing
Dock
Transfer

SPRAY

STEAM

VACUUM

VEYANCE

WATER
Discharge
Suction &
Discharge
Washdown

WELDING

COUPLING
SYSTEMS

APPENDIX

COUPLING SYSTEMS

AIR &
MULTIPURPOSE
General Purpose
Heavy Duty
Push-on

CHEMICAL
TRANSFER

CLEANING
EQUIPMENT

FOOD
Transfer
Washdown

MARINE

MATERIAL
HANDLING
Abrasives
Bulk Transfer
Cement & Concrete

MINING

PETROLEUM
Aircraft Fueling
Dispensing
Dock
Transfer

SPRAY

STEAM

VACUUM

VEYANCE

WATER
Discharge
Suction &
Discharge
Washdown

WELDING

COUPLING SYSTEMS



	Page	Aluminum	Stainless Steel	Brass	Carbon Steel	Steel
Insta-Lock™ Dust Cap	256	Yes	Yes	Yes		
Insta-Lock™ Dust Plug	257	Yes	Yes	Yes		
Insta-Lock™ Gaskets	259					
Insta-Lock™ Interlocking Ferrules	260		Yes		Yes	
Insta-Lock™ Interlocking Stainless Steel Male NPT Hose Stem	255		Yes			
Insta-Lock™ Repair Kits	258		Yes	Yes		
Insta-Lock™ Type A	249	Yes	Yes	Yes		
Insta-Lock™ Type B	250	Yes	Yes	Yes		
Insta-Lock™ Type C	251	Yes	Yes	Yes		
Insta-Lock™ Type D	252	Yes	Yes	Yes		
Insta-Lock™ Type E	253	Yes	Yes	Yes		
Insta-Lock™ Type F	254	Yes	Yes	Yes		
Pressure Washer Fittings	262					Yes
Stainless Steel & Aluminum Crimp Sleeves for Infinity™ and Paladin® Hose	261	Yes	Yes			

COUPLING
SYSTEMS

APPENDIX



COUPLING SYSTEMS

INSTA-LOCK™ TYPE A MALE ADAPTER X FEMALE NPT THREAD



Product Specifications

APPLICATION: Type A fitting is commonly threaded onto a pipe, threaded hose end or manifold system, which is connected and disconnected on a regular basis. Insta-Lock™ fittings are designed for liquids and dry bulk. Consult the chemical resistance guide for specific chemical recommendations.

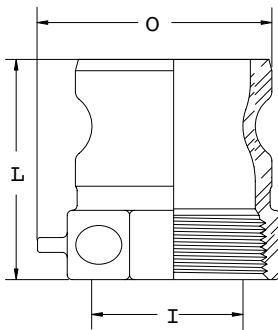
MATERIALS: Aluminum, 316# Stainless Steel and Brass

PRESSURE RATING: Sizes 1/2"– 2", 250 PSI; sizes 2½"– 4", 150 PSI; sizes 5"– 6", 75 PSI. Recommended working pressure ratings based on ambient temperature (70°F).

BRANDING: Example: Goodyear® A200SS

ORDER CODES: 650-825 (aluminum) 650-833 (brass)
650-841 (stainless steel)

INSTA-LOCK™ TYPE A MALE ADAPTER X FEMALE NPT THREAD



SIZE	ALUMINUM	STAINLESS STEEL	BRASS
1/2	A050AL	A050SS	A050BR
3/4	A075AL	A075SS	A075BR
1	A100AL	A100SS	A100BR
1¼	A125AL	A125SS	A125BR
1½	A150AL	A150SS	A150BR
2	A200AL	A200SS	A200BR
2½	A250AL	A250SS	A250BR
3	A300AL	A300SS	A300BR
4	A400AL	A400SS	A400BR
5	A500AL	A500SS	A500BR
6	A600AL	A600SS	A600BR

SIZE	DISTANCE CHAIN LUG EXTENDS FROM BODY	OVERALL LENGTH (L)	MAXIMUM WIDTH ACROSS ADAPTER (O)	MINIMUM ID (I)
in.	in.	in.	in.	in.
1/2	0.375	1.656	1.500	0.500
3/4	0.375	1.656	1.688	0.781
1	0.375	2.163	1.804	0.875
1¼	0.375	2.437	2.237	1.063
1½	0.375	2.531	2.368	1.375
2	0.375	2.781	2.909	1.750
2½	0.375	3.093	3.585	2.187
3	0.375	3.281	4.009	2.812
4	0.375	3.528	5.257	3.750
5	0.375	3.813	6.438	4.688
6	0.375	3.656	7.688	5.750

Note: Goodyear Engineered Products Insta-Lock Fittings are never to be used in steam or compressed air service.

AIR &
MULTIPURPOSE
General Purpose
Heavy Duty
Push-on

CHEMICAL
TRANSFER

CLEANING
EQUIPMENT

FOOD
Transfer
Washdown

MARINE

MATERIAL
HANDLING
Abrasives

Bulk Transfer
Cement & Concrete

MINING

PETROLEUM
Aircraft Fueling
Dispensing
Dock
Transfer

SPRAY

STEAM

VACUUM

VEYANCE

WATER
Discharge
Suction &
Discharge
Washdown

WELDING

COUPLING
SYSTEMS

APPENDIX



COUPLING SYSTEMS

AIR &
MULTIPURPOSE
General Purpose
Heavy Duty
Push-on

CHEMICAL
TRANSFER

CLEANING
EQUIPMENT

FOOD
Transfer
Washdown

MARINE

MATERIAL
HANDLING

Abrasives
Bulk Transfer
Cement & Concrete

MINING

PETROLEUM
Aircraft Fueling
Dispensing
Dock
Transfer

SPRAY

STEAM

VACUUM

VEYANCE

WATER
Discharge
Suction &
Discharge
Washdown

WELDING

COUPLING
SYSTEMS

APPENDIX

INSTA-LOCK™ TYPE B FEMALE COUPLER X MALE NPT THREAD



Product Specifications

APPLICATION: Type B fitting is normally threaded onto a pipe or manifold which joins to a rubber hose assembly which is connected and disconnected regularly. Insta-Lock™ fittings are designed for liquids and dry bulk. Consult the chemical resistance guide for specific chemical recommendations.

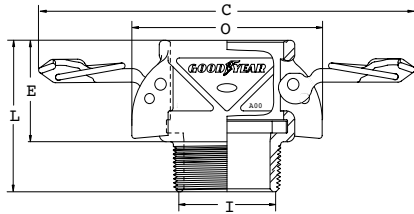
MATERIALS: Aluminum, 316# Stainless Steel and Brass

PRESSURE RATING: Sizes 1/2"– 2", 250 PSI; sizes 2½"– 4", 150 PSI; sizes 5"– 6", 75 PSI. Recommended working pressure ratings based on ambient temperature (70°F) with Standard Nitrile gaskets.

BRANDING: Example: Goodyear® B200SS

ORDER CODES: 650-826 (aluminum) 650-834 (brass)
650-842 (stainless steel)

INSTA-LOCK™ TYPE B FEMALE COUPLER X MALE NPT THREAD



SIZE	ALUMINUM	STAINLESS STEEL	BRASS
1/2	B050AL	B050SS	B050BR
3/4	B075AL	B075SS	B075BR
1	B100AL	B100SS	B100BR
1¼	B125AL	B125SS	B125BR
1½	B150AL	B150SS	B150BR
2	B200AL	B200SS	B200BR
2½	B250AL	B250SS	B250BR
3	B300AL	B300SS	B300BR
4	B400AL	B400SS	B400BR
5	B500AL	B500SS	B500BR
6	B600AL	B600SS	B600BR

SIZE	MAX WIDTH WITH CAM ARMS CLOSED (O)	OVERALL LENGTH (L)	EXPOSED LENGTH (E)	MINIMUM ID (I)	MAX WIDTH WITH CAM ARMS EXTENDED (C)
in.	in.	in.	in.	in.	in.
1/2	2.469	1.906	1.188	0.469	4.969
3/4	2.781	2.031	1.313	0.688	5.261
1	2.920	2.500	1.625	0.875	5.367
1¼	3.510	2.937	2.000	1.063	7.669
1½	3.830	2.937	2.000	1.375	7.967
2	4.210	3.218	2.156	1.750	8.340
2½	4.720	3.718	2.250	2.187	8.837
3	5.680	4.000	2.468	2.812	10.435
4	6.780	4.218	2.593	3.750	11.538
5	7.813	4.406	2.625	4.688	12.571
6	9.344	4.750	2.844	5.750	16.096

Note: Goodyear Engineered Products Insta-Lock Fittings are never to be used in steam or compressed air service. Goodyear Engineered Products Insta-Lock Cam Arms are designed exclusively for Insta-Lock fittings.

GOODYEAR
ENGINEERED PRODUCTS

COUPLING SYSTEMS

INSTA-LOCK™ TYPE C FEMALE COUPLER X HOSE SHANK



Product Specifications

APPLICATION: Type C fitting can be attached to a rubber hose with the use of interlocking ferrules, crimp sleeves, or bands. Insta-Lock™ fittings are designed for liquids and dry bulk. Consult the chemical resistance guide for specific chemical recommendations.

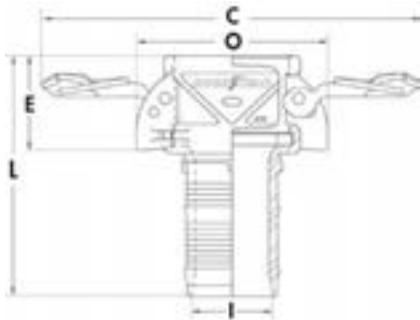
MATERIALS: Aluminum, 316# Stainless Steel and Brass

PRESSURE RATING: Sizes 1/2"– 2", 250 PSI; sizes 2½"– 4", 150 PSI; sizes 5"– 6", 75 PSI. Recommended working pressure ratings based on ambient temperature (70°F) with Standard Nitrile gaskets.

BRANDING: Example: Goodyear® C200SS

ORDER CODES: 650-827 (aluminum) 650-835 (brass)
650-843 (stainless steel)

INSTA-LOCK™ TYPE C FEMALE COUPLER X HOSE SHANK



SIZE	ALUMINUM	STAINLESS STEEL	BRASS
1/2	C050AL	C050SS	C050BR
3/4	C075AL	C075SS	C075BR
1	C100AL	C100SS	C100BR
1¼	C125AL	C125SS	C125BR
1½	C150AL	C150SS	C150BR
2	C200AL	C200SS	C200BR
2½	C250AL	C250SS	C250BR
3	C300AL	C300SS	C300BR
4	C400AL	C400SS	C400BR
5	C500AL	C500SS	C500BR
6	C600AL	C600SS	C600BR

SIZE	MAX WIDTH WITH CAM ARMS CLOSED (O)	OVERALL LENGTH (L)	EXPOSED LENGTH (E)	MINIMUM ID (I)	MAX WIDTH WITH CAM ARMS EXTENDED (C)
in.	in.	in.	in.	in.	in.
1/2	2.469	3.063	1.188	0.260	4.969
3/4	2.781	3.656	1.313	0.490	5.261
1	2.920	4.250	1.975	0.718	5.367
1¼	3.510	4.625	2.350	0.906	7.669
1½	3.830	4.750	2.370	1.156	7.967
2	4.210	5.281	2.531	1.625	8.340
2½	4.720	5.750	2.625	2.093	8.837
3	5.680	6.840	2.849	2.560	10.435
4	6.780	7.218	2.994	3.468	11.538
5	7.813	7.563	2.625	4.469	12.571
6	9.344	8.969	2.844	5.469	16.096

Note: Goodyear Engineered Products Insta-Lock Fittings are never to be used in steam or compressed air service. Goodyear Engineered Products Insta-Lock Cam Arms are designed exclusively for Insta-Lock fittings.

AIR &
MULTIPURPOSE
General Purpose
Heavy Duty
Push-on

CHEMICAL
TRANSFER

CLEANING
EQUIPMENT

FOOD
Transfer
Washdown

MARINE

MATERIAL
HANDLING
Abrasives

Bulk Transfer
Cement & Concrete

MINING

PETROLEUM
Aircraft Fueling
Dispensing
Dock
Transfer

SPRAY

STEAM

VACUUM

VEYANCE

WATER
Discharge
Suction &
Discharge
Washdown

WELDING

COUPLING
SYSTEMS

APPENDIX



COUPLING SYSTEMS

AIR &
MULTIPURPOSE
General Purpose
Heavy Duty
Push-on

CHEMICAL
TRANSFER

CLEANING
EQUIPMENT

FOOD
Transfer
Washdown

MARINE

MATERIAL
HANDLING

Abrasives
Bulk Transfer
Cement & Concrete

MINING

PETROLEUM
Aircraft Fueling
Dispensing
Dock
Transfer

SPRAY

STEAM

VACUUM

VEYANCE

WATER
Discharge
Suction &
Discharge
Washdown

WELDING

COUPLING
SYSTEMS

APPENDIX

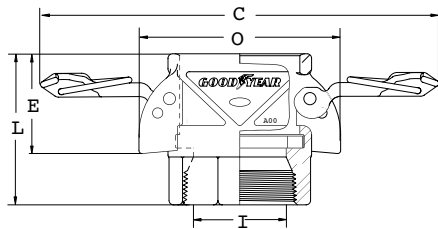
INSTA-LOCK™ TYPE D FEMALE COUPLER X FEMALE NPT THREAD



Product Specifications

APPLICATION:	Type D fitting is commonly threaded onto a pipe, threaded hose end or manifold system, which is connected and disconnected on a regular basis. Insta-Lock™ fittings are designed for liquids and dry bulk. Consult the chemical resistance guide for specific chemical recommendations.	
MATERIALS:	Aluminum, 316# Stainless Steel and Brass	
PRESSURE RATING:	Sizes 1"– 2", 250 PSI; sizes 2½"– 4", 150 PSI; sizes 5"– 6", 75 PSI. Recommended working pressure ratings based on ambient temperature (70°F) with Standard Nitrile gaskets.	
BRANDING:	Example: Goodyear® D200SS	
ORDER CODES:	650-828 (aluminum) 650-844 (stainless steel)	650-836 (brass)

INSTA-LOCK™ TYPE D FEMALE COUPLER X FEMALE NPT THREAD



SIZE	ALUMINUM	STAINLESS STEEL	BRASS
1/2	D050AL	D050SS	D050BR
3/4	D075AL	D075SS	D075BR
1	D100AL	D100SS	D100BR
1¼	D125AL	D125SS	D125BR
1½	D150AL	D150SS	D150BR
2	D200AL	D200SS	D200BR
2½	D250AL	D250SS	D250BR
3	D300AL	D300SS	D300BR
4	D400AL	D400SS	D400BR
5	D500AL	D500SS	D500BR
6	D600AL	D600SS	D600BR

SIZE	MAX WIDTH WITH CAM ARMS CLOSED (O)	OVERALL LENGTH (L)	EXPOSED LENGTH (E)	MINIMUM ID (I)	MAX WIDTH WITH CAM ARMS EXTENDED (C)
in.	in.	in.	in.	in.	in.
1/2	2.469	1.813	1.188	0.656	4.969
3/4	2.781	2.063	1.313	0.813	5.261
1	2.920	2.375	1.975	1.000	5.367
1¼	3.510	2.687	2.350	1.300	7.669
1½	3.830	2.843	2.370	1.560	7.967
2	4.210	3.156	2.531	1.937	8.340
2½	4.720	3.437	2.625	2.312	8.837
3	5.680	3.718	2.849	2.937	10.435
4	6.780	4.030	2.994	3.750	11.538
5	7.813	4.313	2.563	4.688	12.571
6	9.344	4.513	2.719	5.750	16.096

Note: Goodyear Engineered Products Insta-Lock Fittings are never to be used in steam or compressed air service. Goodyear Engineered Products Insta-Lock Cam Arms are designed exclusively for Insta-Lock fittings.



COUPLING SYSTEMS

INSTA-LOCK™ TYPE E MALE ADAPTER X HOSE SHANK



Product Specifications

APPLICATION: Type E fitting can be attached to a rubber hose with the use of interlocking ferrules, crimp sleeve and bands. Insta-Lock™ fittings are designed for liquids and dry bulk. Consult the chemical resistance guide for specific chemical recommendations.

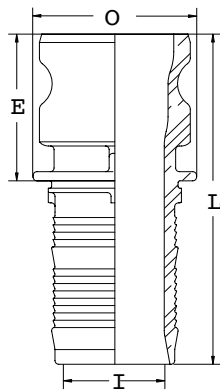
MATERIALS: Aluminum, 316# Stainless Steel and Brass

PRESSURE RATING: Sizes 1"– 2", 250 PSI; sizes 2½"– 4", 150 PSI; sizes 5"– 6", 75 PSI. Recommended working pressure ratings based on ambient temperature (70°F).

BRANDING: Example: Goodyear® E200SS

ORDER CODES: 650-829 (aluminum) 650-837 (brass)
650-845 (stainless steel)

INSTA-LOCK™ TYPE E MALE ADAPTER X HOSE SHANK



SIZE	ALUMINUM	STAINLESS STEEL	BRASS
1/2	E050AL	E050SS	E050BR
3/4	E075AL	E075SS	E075BR
1	E100AL	E100SS	E100BR
1¼	E125AL	E125SS	E125BR
1½	E150AL	E150SS	E150BR
2	E200AL	E200SS	E200BR
2½	E250AL	E250SS	E250BR
3	E300AL	E300SS	E300BR
4	E400AL	E400SS	E400BR
5	E500AL	E500SS	E500BR
6	E600AL	E600SS	E600BR

SIZE	MAXIMUM OD (O)	OVERALL LENGTH (L)	EXPOSED LENGTH (E)	MINIMUM ID (I)
in.	in.	in.	in.	in.
1/2	1.188	3.500	1.625	0.260
3/4	1.262	3.969	1.625	0.490
1	1.625	4.569	1.944	0.718
1¼	2.000	4.812	2.187	0.906
1½	2.312	5.000	2.250	1.156
2	2.687	5.625	2.500	1.625
2½	3.062	6.187	2.687	2.093
3	3.781	7.125	2.750	2.562
4	4.875	7.434	2.809	3.468
5	6.563	7.844	2.906	4.469
6	7.125	9.188	3.063	5.469

Note: Goodyear Engineered Products Insta-Lock Fittings are never to be used in steam or compressed air service.

AIR &
MULTIPURPOSE
General Purpose
Heavy Duty
Push-on

CHEMICAL
TRANSFER

CLEANING
EQUIPMENT

FOOD
Transfer
Washdown

MARINE

MATERIAL
HANDLING
Abrasives

Bulk Transfer
Cement & Concrete

MINING

PETROLEUM
Aircraft Fueling
Dispensing
Dock
Transfer

SPRAY

STEAM

VACUUM

VEYANCE

WATER
Discharge
Suction &
Discharge
Washdown

WELDING

COUPLING
SYSTEMS

APPENDIX

COUPLING SYSTEMS

AIR &
MULTIPURPOSE
General Purpose
Heavy Duty
Push-on

CHEMICAL
TRANSFER

CLEANING
EQUIPMENT

FOOD
Transfer
Washdown

MARINE

MATERIAL
HANDLING

Abrasives
Bulk Transfer
Cement & Concrete

MINING

PETROLEUM
Aircraft Fueling
Dispensing
Dock
Transfer

SPRAY

STEAM

VACUUM

VEYANCE

WATER
Discharge
Suction &
Discharge
Washdown

WELDING

COUPLING
SYSTEMS

APPENDIX

INSTA-LOCK™ TYPE F MALE ADAPTER X MALE NPT THREAD



Product Specifications

APPLICATION: Type F fitting is normally threaded into pipe or manifold connections and mated with Part C, Part B, or Part D. Used in applications that require frequent connections. Insta-Lock™ fittings are designed for liquids and dry bulk. Consult the chemical resistance guide for specific chemical recommendations.

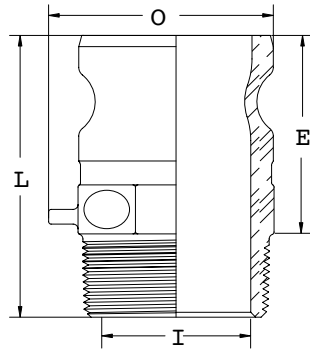
MATERIALS: Aluminum, 316# Stainless Steel and Brass

PRESSURE RATING: Sizes 1/2"– 2", 250 PSI; sizes 2½"– 4", 150 PSI; sizes 5"– 6", 75 PSI. Recommended working pressure ratings based on ambient temperature (70°F).

BRANDING: Example: Goodyear® F200SS

ORDER CODES: 650-830 (aluminum) 650-838 (brass)
650-846 (stainless steel)

INSTA-LOCK™ TYPE F MALE ADAPTER X MALE NPT THREAD



SIZE	ALUMINUM	STAINLESS STEEL	BRASS
1/2	F050AL	F050SS	F050BR
3/4	F075AL	F075SS	F075BR
1	F100AL	F100SS	F100BR
1¼	F125AL	F125SS	F125BR
1½	F150AL	F150SS	F150BR
2	F200AL	F200SS	F200BR
2½	F250AL	F250SS	F250BR
3	F300AL	F300SS	F300BR
4	F400AL	F400SS	F400BR
5	F500AL	F500SS	F500BR
6	F600AL	F600SS	F600BR

SIZE	MAXIMUM WIDTH ACROSS ADAPTER (O)	OVERALL LENGTH (L)	EXPOSED LENGTH (E)	MINIMUM ID (I)	DISTANCE CHAIN LUG EXTENDS FROM BOD (C)
in.	in.	in.	in.	in.	in.
1/2	1.150	2.250	1.531	0.469	0.375
3/4	1.688	2.375	1.656	0.688	0.375
1	1.730	2.819	2.038	0.875	0.375
1¼	2.130	3.156	2.279	1.187	0.375
1½	2.300	3.222	2.347	1.437	0.375
2	2.909	3.593	2.596	1.750	0.375
2½	3.281	4.218	2.812	2.187	0.375
3	3.844	4.343	2.875	2.812	0.375
4	4.994	4.746	3.184	3.734	0.375
5	6.188	4.906	3.125	4.688	0.375
6	7.500	5.219	3.313	5.750	0.375

Note: Goodyear Engineered Products Insta-Lock Fittings are never to be used in steam or compressed air service. Goodyear Engineered Products Insta-Lock Cam Arms are designed exclusively for Insta-Lock fittings.

GOODYEAR
ENGINEERED PRODUCTS

COUPLING SYSTEMS

INSTA-LOCK™ INTERLOCKING STAINLESS STEEL MALE NPT HOSE STEM



Product Specifications

APPLICATION: Interlocking Stainless Steel Male NPT Hose Stem fittings are designed to be attached to a rubber hose with the use of a Goodyear Engineered Products Insta-Lock™ Ferrule. Consult the chemical resistance guide for specific chemical resistance recommendations.

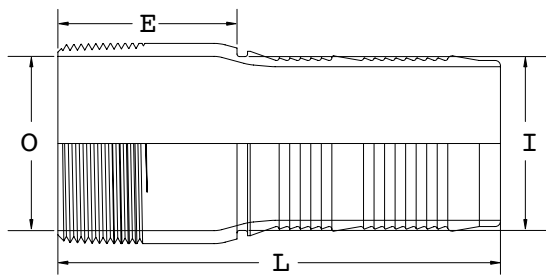
MATERIALS: 316# Stainless Steel

PRESSURE RATING: Sizes 1" to 2" 250 PSI, 2½" to 4" 150 PSI. Recommended working pressure ratings based on ambient temperature (70°F)

BRANDING: Example: Goodyear® GTM200SS

ORDER CODES: 604-824 (stainless steel)

INSTA-LOCK™ INTERLOCKING STAINLESS STEEL MALE NPT HOSE STEM



SIZE	STAINLESS STEEL
1	GTM100SS
1¼	GTM125SS
1½	GTM150SS
2	GTM200SS
2½	GTM250SS
3	GTM300SS
4	GTM400SS

SIZE	MAXIMUM OD (O)	OVERALL LENGTH (L)	EXPOSED LENGTH (E)	MINIMUM ID (I)
in.	in.	in.	in.	in.
1	1.315	4.375	1.750	0.830
1¼	1.660	4.500	1.875	1.130
1½	1.900	4.750	2.000	1.360
2	2.375	5.250	2.125	1.820
2½	2.875	6.125	2.625	2.240
3	3.500	7.000	2.625	2.730
4	4.500	7.625	3.000	3.710

Note: Goodyear Engineered Products Insta-Lock Fittings are never to be used in steam or compressed air service.

AIR &
MULTIPURPOSE
General Purpose
Heavy Duty
Push-on

CHEMICAL
TRANSFER

CLEANING
EQUIPMENT

FOOD
Transfer
Washdown

MARINE

MATERIAL
HANDLING
Abrasives

Bulk Transfer
Cement & Concrete

MINING

PETROLEUM
Aircraft Fueling
Dispensing
Dock
Transfer

SPRAY

STEAM

VACUUM

VEYANCE

WATER
Discharge
Suction &
Discharge
Washdown

WELDING

COUPLING
SYSTEMS

APPENDIX

COUPLING SYSTEMS

AIR &
MULTIPURPOSE
General Purpose
Heavy Duty
Push-on

INSTA-LOCK™ DUST CAP



Product Specifications

CHEMICAL
TRANSFER

CLEANING
EQUIPMENT

FOOD
Transfer
Washdown

MARINE

MATERIAL
HANDLING
Abrasives
Bulk Transfer
Cement & Concrete

MINING

PETROLEUM
Aircraft Fueling
Dispensing
Dock
Transfer

SPRAY

STEAM

VACUUM

VEYANCE

WATER
Discharge
Suction &
Discharge
Washdown

WELDING

COUPLING
SYSTEMS

APPENDIX

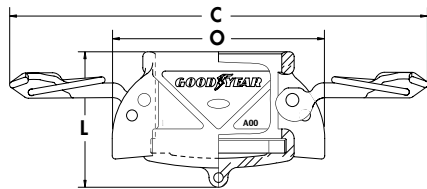
APPLICATION: Dust cap is used to seal the pipe system and hose assemblies during non-use or transfer of assembly. Mating parts are the Part A, Part E and Part F.

MATERIALS: Aluminum, 316# Stainless Steel and Brass (standard Nitrile gasket)

BRANDING: Example: Goodyear® DC200SS

ORDER CODES: 650-831 (aluminum) 650-839 (brass)
650-847 (stainless steel)

INSTA-LOCK™ DUST CAP



SIZE	ALUMINUM	STAINLESS STEEL	BRASS
1/2	DC050AL	DC050SS	DC050BR
3/4	DC075AL	DC075SS	DC075BR
1	DC100AL	DC100SS	DC100BR
1¼	DC125AL	DC125SS	DC125BR
1½	DC150AL	DC150SS	DC150BR
2	DC200AL	DC200SS	DC200BR
2½	DC250AL	DC250SS	DC250BR
3	DC300AL	DC300SS	DC300BR
4	DC400AL	DC400SS	DC400BR
5	DC500AL	DC500SS	DC500BR
6	DC600AL	DC600SS	DC600BR

SIZE	MAX WIDTH WITH CAM ARMS CLOSED (O)	OVERALL LENGTH (L)	OD WITH CAM ARMS EXTENDED (C)	DISTANCE CHAIN LUG EXTENDS FROM BODY
in.	in.	in.	in.	in.
1/2	2.469	1.625	4.969	0.375
3/4	2.781	1.625	5.261	0.375
1	2.920	2.086	5.367	0.375
1¼	3.510	2.360	7.669	0.375
1½	3.830	2.400	7.967	0.375
2	4.210	2.633	8.340	0.375
2½	4.720	2.786	8.837	0.375
3	5.680	2.957	10.435	0.375
4	6.780	3.134	11.538	0.375
5	7.813	3.219	12.571	0.375
6	9.344	3.500	16.096	0.375

Note: Goodyear Engineered Products Insta-Lock Fittings are never to be used in steam or compressed air service. Goodyear Engineered Products Insta-Lock Cam Arms are designed exclusively for Insta-Lock fittings.

Warning: Dust Caps and Dust Plugs are not to be used in pressure applications for safety and environmental reasons.



COUPLING SYSTEMS

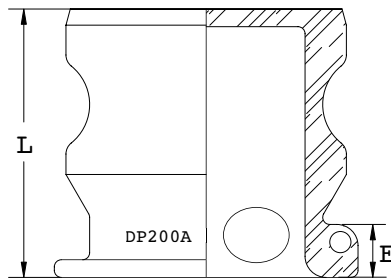
INSTA-LOCK™ DUST PLUG



Product Specifications

- APPLICATION:** Dust plug is used to seal the pipe system and hose assemblies during non-use or transfer of assembly. Mating parts are the Part C, Part B and Part D.
- MATERIALS:** Aluminum, 316# Stainless Steel and Brass
- BRANDING:** Example: Goodyear® DP200SS
- ORDER CODES:** 650-832 (aluminum) 650-840 (brass)
650-848 (stainless steel)

INSTA-LOCK™ DUST PLUG



SIZE	ALUMINUM	STAINLESS STEEL	BRASS
1/2	DP050AL	DP050SS	DP050BR
3/4	DP075AL	DP075SS	DP075BR
1	DP100AL	DP100SS	DP100BR
1¼	DP125AL	DP125SS	DP125BR
1½	DP150AL	DP150SS	DP150BR
2	DP200AL	DP200SS	DP200BR
2½	DP250AL	DP250SS	DP250BR
3	DP300AL	DP300SS	DP300BR
4	DP400AL	DP400SS	DP400BR
5	DP500AL	DP500SS	DP500BR
6	DP600AL	DP600SS	DP600BR

SIZE	OVERALL LENGTH (L)	EXPOSED LENGTH (E)
in.	in.	in.
1/2	1.531	0.500
3/4	1.563	0.500
1	1.843	0.469
1¼	2.125	0.469
1½	2.156	0.469
2	2.375	0.469
2½	2.437	0.469
3	2.500	0.469
4	2.559	0.469
5	2.594	0.469
6	2.781	0.469

Note: Goodyear Engineered Products Fittings are never to be used in steam or compressed air service.

Warning: Dust Caps and Dust Plugs are not to be used in pressure applications for safety and environmental reasons.

AIR &
MULTIPURPOSE
General Purpose
Heavy Duty
Push-on

CHEMICAL
TRANSFER

CLEANING
EQUIPMENT

FOOD
Transfer
Washdown

MARINE

MATERIAL
HANDLING
Abrasives
Bulk Transfer
Cement & Concrete

MINING

PETROLEUM
Aircraft Fueling
Dispensing
Dock
Transfer

SPRAY

STEAM

VACUUM

VEYANCE

WATER
Discharge
Suction &
Discharge
Washdown

WELDING

COUPLING
SYSTEMS

APPENDIX

COUPLING SYSTEMS

AIR &
MULTIPURPOSE
General Purpose
Heavy Duty
Push-on

CHEMICAL
TRANSFER

CLEANING
EQUIPMENT

FOOD
Transfer
Washdown

MARINE

MATERIAL
HANDLING
Abrasives
Bulk Transfer
Cement & Concrete

MINING

PETROLEUM
Aircraft Fueling
Dispensing
Dock
Transfer

SPRAY

STEAM

VACUUM

VEYANCE

WATER
Discharge
Suction &
Discharge
Washdown

WELDING

COUPLING
SYSTEMS

APPENDIX

INSTA-LOCK™ REPAIR KITS



Product Specifications

APPLICATION: 316# Stainless Steel and Brass

MATERIALS: 1 handle, 1 finger ring, 1 pin

ORDER CODES: 605-855 (stainless steel) 605-856 (brass)

PART NUMBER SYSTEM: First 3 digits = Size
S = Stainless Steel
B = Brass
G = Goodyear Insta-Lock Handle
M = Music Wire Ring
P = Pin

INSTA-LOCK™ REPAIR KITS

SIZE	STAINLESS STEEL HANDLES	BRASS HANDLES
in.	in.	in.
1/2	050SGMP	050BGMP
3/4	100SGMP	100BGMP
1	100SGMP	100BGMP
1¼	125SGMP	125BGMP
1½	150SGMP	150BGMP
2	200SGMP	200BGMP
2½	250SGMP	250BGMP
3	300SGMP	300BGMP
4	300SGMP	300BGMP
5	300SGMP	300BGMP
6	600SGMP	600BGMP

COUPLING SYSTEMS

INSTA-LOCK™ GASKETS



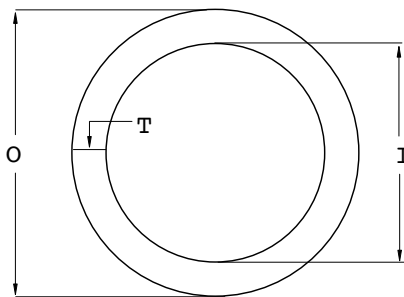
Product Specifications

MATERIALS: Nitrile, Viton, Teflon Encapsulated Viton, White Neoprene, Neoprene, Silicone

ORDER CODES: 650-849 (Nitrile) 650-850 (Viton®) 650-851 (Teflon®)
650-852 (White Neoprene) 650-853 (Neoprene) 650-854 (Silicone)

PART NUMBER SYSTEM: G = Gasket
First 3 digits = Size of Gasket
Letters = Gasket Material Code

INSTA-LOCK™ GASKETS



SIZE	OD (O)	ID (I)	THICKNESS (T)
1/2	1.031	0.688	0.156
3/4	1.375	0.875	0.218
1	1.563	1.062	0.250
1¼	1.938	1.359	0.250
1½	2.188	1.625	0.250
2	2.625	2.000	0.250
2½	3.125	2.375	0.250
3	3.719	3.000	0.250
4	4.875	4.000	0.250
5	5.906	4.875	0.250
6	7.063	6.000	0.250

SIZE	NITRILE	VITON	TEFLON ENCAPSULATED VITON	WHITE NEOPRENE	NEOPRENE	SILICONE
in.	in.	in.	in.	in.	in.	in.
1/2	G050BN	G050VT	G050TE	G050WN	G050NE	G050SL
3/4	G075BN	G075VT	G075TE	G075WN	G075NE	G075SL
1	G100BN	G100VT	G100TE	G100WN	G100NE	G100SL
1¼	G125BN	G125VT	G125TE	G125WN	G125NE	G125SL
1½	G150BN	G150VT	G150TE	G150WN	G150NE	G150SL
2	G200BN	G200VT	G200TE	G200WN	G200NE	G200SL
2½	G250BN	G250VT	G250TE	G250WN	G250NE	G250SL
3	G300BN	G300VT	G300TE	G300WN	G300NE	G300SL
4	G400BN	G400VT	G400TE	G400WN	G400NE	G400SL
5	G500BN	G500VT	G500TE	G500WN	G500NE	G500SL
6	G600BN	G600VT	G600TE	G600WN	G600NE	G600SL

Nitrile = BN; Black
Teflon = TE; White/Black with yellow stripe

Neoprene = NE; Black with red stripe
Viton = VT; Black with yellow stripe

White Neoprene = WN; White
Silicone = SL; Red

Viton® is a registered trademark of DuPont Dow Elastomers L.L.C.
Teflon® is a registered trademark of E.I. du Pont de Nemours and Company.

AIR &
MULTIPURPOSE
General Purpose
Heavy Duty
Push-on

CHEMICAL
TRANSFER

CLEANING
EQUIPMENT

FOOD
Transfer
Washdown

MARINE

MATERIAL
HANDLING
Abrasives
Bulk Transfer
Cement & Concrete

MINING

PETROLEUM
Aircraft Fueling
Dispensing
Dock
Transfer

SPRAY

STEAM

VACUUM

VEYANCE

WATER
Discharge
Suction &
Discharge
Washdown

WELDING

COUPLING
SYSTEMS

APPENDIX



COUPLING SYSTEMS

AIR &
MULTIPURPOSE
*General Purpose
Heavy Duty
Push-on*

CHEMICAL
TRANSFER

CLEANING
EQUIPMENT

FOOD
*Transfer
Washdown*

MARINE

MATERIAL
HANDLING
*Abrasives
Bulk Transfer
Cement & Concrete*

MINING

PETROLEUM
*Aircraft Fueling
Dispensing
Dock
Transfer*

SPRAY

STEAM

VACUUM

VEYANCE

WATER
*Discharge
Suction &
Discharge
Washdown*

WELDING

COUPLING
SYSTEMS

APPENDIX

INSTA-LOCK™ INTERLOCKING FERRULES



Product Specifications

MATERIALS: 304# Stainless Steel
Plated Carbon Steel

PART NUMBER SYSTEM: FRSS200244 or FRCS200244
FR = Ferrule; SS = Stainless Steel; CS = Plated Carbon Steel
First 3 digits = Inside Diameter of Hose
Fourth digit = Inside Diameter of Ferrule in inches.
Fifth & sixth digits = Inside Diameter of Ferrule in 64ths of an inch.

INSTA-LOCK™ INTERLOCKING FERRULES

		STAINLESS STEEL			PLATED CARBON STEEL		
1"	FRSS100124	2"	FRSS200232	3"	FRSS300332	1½"	FRCS150208
	FRSS100128		FRSS200236		FRSS300336	FRCS150212	
	FRSS100132		FRSS200240		FRSS300340	FRCS150216	
	FRSS100136		FRSS200244		FRSS300344		
	FRSS100140		FRSS200248		FRSS300348	2"	FRCS200232
1¼"	FRSS125144	2½"	FRSS200252	4"	FRSS400436	3"	FRCS300336
	FRSS125148		FRSS200256		FRSS300352	FRCS300340	
	FRSS125152		FRSS200260		FRSS300356	FRCS300344	
	FRSS125156		FRSS250256		FRSS300360	FRCS300348	
			FRSS250260		FRSS300400	FRCS300400	
1½"	FRSS150156	3"	FRSS250300	4"	FRSS400440	4"	FRCS400440
	FRSS150160		FRSS250304		FRSS400444	FRCS400444	
	FRSS150200		FRSS250308		FRSS400448	FRCS400448	
	FRSS150204		FRSS250312		FRSS400452	FRCS400452	
	FRSS150208		FRSS250316		FRSS400456	FRCS400452	
FRSS150212	FRSS150212	FRSS250320	FRSS400460	FRSS400500			
	FRSS150216	FRSS250324	FRSS400460	FRSS400504			
	FRSS150220						

COUPLING SYSTEMS

STAINLESS STEEL & ALUMINUM CRIMP SLEEVES FOR INFINITY™/PALADIN® HOSES



Product Specifications

MATERIALS: 304# Stainless Steel Aluminum

PART NUMBER SYSTEM: CSSS300400
 CS = Crimp Sleeves SS = Stainless Steel SAL = Aluminum
 First 3 digits = Inside Diameter of Hose
 Fourth digit = Inside Diameter of Sleeve in inches.
 Fifth & sixth digits = Inside Diameter of Sleeve in 64ths of an inch.

INFINITY™ AND PALADIN® CRIMP SLEEVES

SIZE	STAINLESS STEEL	ALUMINUM
in.	part number	part number
2	CSSS200300	SAL200260
3	CSSS300400	SAL300360
4	CSSS400500	SAL400460

AIR & MULTIPURPOSE
 General Purpose
 Heavy Duty
 Push-on

CHEMICAL TRANSFER

CLEANING EQUIPMENT

FOOD Transfer
 Washdown

MARINE

MATERIAL HANDLING
 Abrasives
 Bulk Transfer
 Cement & Concrete

MINING

PETROLEUM
 Aircraft Fueling
 Dispensing
 Dock Transfer

SPRAY

STEAM

VACUUM

VEYANCE

WATER
 Discharge
 Suction & Discharge
 Washdown

WELDING

COUPLING SYSTEMS

APPENDIX

COUPLING SYSTEMS

AIR &
MULTIPURPOSE
*General Purpose
Heavy Duty
Push-on*

CHEMICAL
TRANSFER

CLEANING
EQUIPMENT

FOOD
*Transfer
Washdown*

MARINE

MATERIAL
HANDLING
*Abrasives
Bulk Transfer
Cement & Concrete*

MINING

PETROLEUM
*Aircraft Fueling
Dispensing
Dock
Transfer*

SPRAY

STEAM

VACUUM

VEYANCE


WATER
*Discharge
Suction &
Discharge
Washdown*

WELDING

COUPLING
SYSTEMS

APPENDIX

PRESSURE WASHER FITTINGS



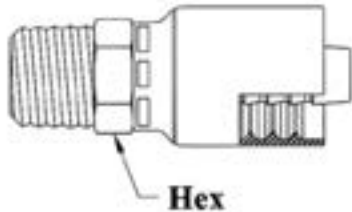
Product Specifications

APPLICATION: 1/4" and 3/8" bite to wire pressure washer fittings. Only for use with the following Goodyear Engineered Products pressure washer hose specs: Fortress® 3000, Neptune™ 3000, Neptune™ 4001-R, Neptune™ 4500, Gauntlet® 3000, Gauntlet® 4500, Spectra® 3000, Galvanator® 3000 and Neptune™ 6000.

MATERIALS: Steel, yellow zinc diachromate finish

BRANDING: Non-branded

NPTF MALE SOLID



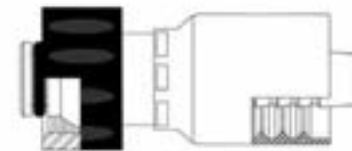
ORDER CODE	HOSE SIZE (in.)	THREAD SIZE (in.)
539-173-538-24000	1/4	1/4-18
539-173-538-22800	3/8	3/8-18F250BR

NPTF MALE SWIVEL



ORDER CODE	HOSE SIZE (in.)	THREAD SIZE (in.)
539-173-538-23600	1/4	1/4-18
539-173-538-22900	3/8	3/8-18

22MM POWER WASH



ORDER CODE	HOSE SIZE (in.)	THREAD SIZE (mm.)
539-173-538-23800	3/8	22 x 1.5

ADDITIONAL PRODUCTS

ADDITIONAL NON-STOCK SPECIFICATIONS		
ORDER CODE	HOSE DESCRIPTION	APPLICATION
Air & Multipurpose		
549-406	Plicord Green EC Air	400 psi wrapped finish Green Air hose, Class B Nitrile tube, Green SBR Class C cover
549-153	Ortac II	200 psi air hose, Class A Nitrile static dissipating tube, Red Class B cover
549-007	Plicord Air Yellow	300 psi air hose, Class C non-conductive tube, Yellow Class C cover
549-260	Plicord Rock Drill	400-500 psi air hose, Class C tube, Blue with Yellow stripe Class C cover
563-599	Ultradraid Air	400 psi air hose, Class C tube, Class C
536-600		non-conductive MSHA cover in Green or Yellow
539-158	Ultradraid Bull Hose	500 psi air hose, Class C tube, Yellow Class C cover
536-589	Ultradraid HD Plus	400 psi air hose, Class A Nitrile tube
536-598		Class A Yellow or Green MSHA cover
539-156	Ultradraid Supreme	1000 psi air hose, Class A Nitrile tube, Class A
539-157		Yellow or Blue high abrasion resistant MSHA cover
Chemical		
549-014	Brown Chem-Acid Discharge	Chemrin tube, versatile chemical discharge hose capable of handling a wide variety of industrial chemicals
546-014	Fabchem ARC	Pliosyn tube, Fabchem with a ARC (Abrasion-Resistant Cover) for a wide variety of industrial chemicals
546-011	Gray Chem-Acid Discharge	Weatherex tube, versatile chemical discharge hose capable of handling a wide variety of industrial chemicals
546-067	Gray Flexwing	Weatherex tube, versatile chemical transfer hose capable of handling a wide variety of industrial chemicals
546-064	Yellow Flexwing	Hysunite tube, versatile chemical transfer hose capable of handling a wide variety of industrial chemicals
546-010	Yellow Chem-Acid Discharge	Hysunite tube, versatile chemical discharge hose capable of handling a wide variety of industrial chemicals
Cleaning Equipment		
539-132	Neptune 2250	Pressure washer service application
539-141	Neptune 3600	Pressure washer service application
Food		
549-147	White Flextra	Lightweight, flexible hose for transferring oily and non-oily edibles under pressure on tank truck or in-plant service
549-150	White Softwall	Discharge transfer of dry or liquid foods having either oily or non-oily bases
539-404	Spectra 1000	Food washdown applications
539-413	Spectra 3000	Food washdown applications
Marine		
586-454	Spiraflex Marine Bilge	PVC hose for drain, vanity, and scooper lines
586-447	Spiraflex Marine Livewell	PVC hose for head intake, discharge, and pump out service
586-439	Spiraflex Marine Sanitation FDA	PVC hose for potable water transfer
586-451	Spiraflex Marine Vacuum	PVC hose for bilge pumps or holding tank pump out service
586-444	Spiraflex Marine Vacuum FDA	PVC hose for potable water transfer
Material Handling		
549-946	Concrete Vibrator Hose	Reinforced rubber sleeve for concrete vibrator
541-262	Clam Jetting	Softwall hose for underwater jetting and collection of clams

AIR &
MULTIPURPOSE
General Purpose
Heavy Duty
Push-on

CHEMICAL
TRANSFER

CLEANING
EQUIPMENT

FOOD
Transfer
Washdown

MARINE

MATERIAL
HANDLING
Abrasives
Bulk Transfer
Cement & Concrete

MINING

PETROLEUM
Aircraft Fueling
Dispensing
Dock
Transfer

SPRAY

STEAM

VACUUM

VEYANCE

WATER
Discharge
Suction &
Discharge
Washdown

WELDING

COUPLING
SYSTEMS

APPENDIX

APPENDIX A

ADDITIONAL PRODUCTS

AIR &
MULTIPURPOSE
General Purpose
Heavy Duty
Push-on

CHEMICAL
TRANSFER

CLEANING
EQUIPMENT

FOOD
Transfer
Washdown

MARINE

MATERIAL
HANDLING
Abrasives
Bulk Transfer
Cement & Concrete

MINING

PETROLEUM
Aircraft Fueling
Dispensing
Dock
Transfer

SPRAY

STEAM

VACUUM

VEYANCE

WATER
Discharge
Suction &
Discharge
Washdown

WELDING

COUPLING
SYSTEMS

ADDITIONAL NON-STOCK SPECIFICATIONS

ORDER CODE	HOSE DESCRIPTION	APPLICATION
Material Handling (continued)		
549-859	Blast Hole Slurry/Dewatering	Hardwall hose for filling blast hole with explosive
541-814	Plicord Hydrovator Red S&D	Corrugated Plioflex cover and red natural rubber tube provide good flexibility, durability and outstanding abrasion and tear resistance.
549-337	Liquid Mud Hose	Transfer Drilling Mud
549-706	Refractory Hose, 2 Plies	Refractory hose with static dissipating tube
549-863	Gunite, 4 Plies	Sand cement gunning application with static dissipation tube
586-479	Mulchblower	PVC hose for transfer of mulch products
586-477	Barkblower	PVC heavy-duty hose for transfer of wood chips
Cust Serv	Air Seeder	PVC hose for agricultural seeding applications
Mining		
549-229	Plicord Cable Cover Hose	Non-conductive hose for cooling/protection of electrical cables
Petroleum		
532-390	LT Redwing Fuel Oil	Improved flexibility at lower temperatures
541-593	Dock Hose Nitrile FDA	Large bore hose for food products
543-485	Floater Fuel Delivery (Marathon)	Softwall fuel discharge for ship to shore transfer
541-606	Smooth Bore Hot Tar & Asphalt	Hardwall hose with a smooth reinforced line for high-temp applications
541-688	Smooth Bore Molten Sulphur	Hardwall hose with a smooth reinforced liner for high-temp applications
543-142	Black Flextra II 150	Corrugated petroleum-based product transfer hose where aromatic content exceeds 50%
541-579	Plicord Rough Bore Dock	For the transfer of petroleum products between docks and ships
543-802	Plicord LW Northern Petroleum	Lighter weight petroleum-based product transfer hose where aromatic content does not exceed 50%
543-663	Infinity HD LT Petroleum Transfer	Lightweight and flexible properties with improved cold weather capabilities to -40°F /-40°C.
543-509	Plicord Vapor Recovery	Recovering gasoline vapors while unloading tank trucks at service stations or loading tanks at bulk terminals
586-425	Spiraflex Vapor Recovery	PVC hose for vapor recovery
Cust Serv	Oil Rig Supply Hose	Specialized hose lines for use on offshore drilling platforms
Gasoline Dispensing		
532-388	Hardwall Dispensing - Europe	Wire braid gasoline dispensing, meets European Standard EN 1360
532-387	Textile Dispensing - Australian	Textile braid gasoline dispensing, meets Australian Standard AS 2683
532-357	Hardwall Dispensing - Australian	Wire braid gasoline dispensing, meets Australian Standard AS 2683
586-425	Spiraflex Vapor Recovery	PVC hose for vapor recovery
Special Application		
541-219	Fish Suction	Heavy-duty hardwall hose with an abrasive liner
541-320	Furnace coolant hose	Large diameter hose for water cooling in blast furnaces
Cust Serv	Manure line hose	Delivery of manure from holding tanks to field
542-956	Radiator Hose (Standard)	Coolant hose, EPDM tube, EPDM cover, 2 plies
542-957	Radiator Hose (Heavy Duty)	Coolant hose, EPDM tube, EPDM cover, 4 plies
541-843	Plicord Paper Machine Suction Box	Flexible connection on the suction box of paper machines
541-301	Plicord Leaf Collector	For street cleaning equipment to remove debris

APPENDIX

GOODYEAR
ENGINEERED PRODUCTS

APPENDIX A

ADDITIONAL PRODUCTS

ADDITIONAL NON-STOCK SPECIFICATIONS

ORDER CODE	HOSE DESCRIPTION	APPLICATION
		Special Application (continued)
542-683	Plicord Roof Drain - Nitrile	Handling rainwater drainage from floating tank roof
542-901	Plicord Roof Drain - Viton	Handling rainwater drainage from floating tank roof
Cust Serv	Air Seeder	PVC hose for agricultural seeding applications
586-402	PVC Fish Suction	PVC hose for transfer of fish
549-806	Irrigation pivot joint (boot)	Flexible joint for joining piping
586-476	Fire Engine Suction	PVC hose for water transfer service (clear with black helix)
536-461	Freon Charging GY5	Air-conditioning refrigeration hose (colors: blue/red/yellow)
536-303	Freon Charging All Rubber	Air-conditioning refrigeration hose (colors: blue/red/yellow)
536-486	Divers Hose High Pressure	High pressure diving hose application
536-451	Divers Hose Low Pressure	Low pressure diving hose application
		Water
586-452	Premier	Medium-duty suction and discharge hose for use in agricultural, construction and general industrial service
542-157	Plicord Contractors S&D	Water suction & discharge hose, SBR tube and cover
542-547	Jetting & Utility	High pressure water service
542-445	Potable Water 150 psi	Potable water, white natural FDA tube
542-162	Plicord Water Discharge-300 psi	General purpose water discharge hose for heavier duty applications
542-322	Plicord Water & Suction-300 psi	General purpose water S&D hose for heavier duty applications
537-512	Spiraflex 3000 (black)	PVC Layflat for wheel line irrigation service
		Military
569-536	ZZ H 500C	General shop service pneumatic hose
569-567	ZZ H 601E	General water & potable water discharge service
Cust Serv	ZZ H 601E	General water & potable water discharge service
543-811	Mil PRF 370H Type A	Fuel transfer standard collapsible
543-760	Mil PRF 370H Type B	Fuel transfer standard noncollapsible
543-552	Mil DTL-6615 Type I	Fuel transfer hose with low-temperature capability, with electrical bond
543-553	Mil DTL-6615 Type II	Fuel transfer hose with low-temperature capability, without electrical bond
Cust Serv	ZZ H 561K	Water suction & discharge hose
543-766	Mil H 2224OF Type A	Lightweight fuel hose for alongside service
543-769	Mil H 2224OF Type C	Lightweight fuel/water discharge hose for alongside service
Cust Serv	Mil PRF 11588G	Fuel discharge hose style ST only
Cust Serv	Mil H 82127 Type A	Fuel discharge hose for aviation gasoline, diesel, and automotive fuels
549-749	Mil H 24136/4	Sound attenuation hose
547-855	Mil H 8788C	For use in hydraulic systems
536-341	Mil H 24580SH	Onboard ship firefighting hose

AIR &
MULTIPURPOSE
General Purpose
Heavy Duty
Push-on

CHEMICAL
TRANSFER

CLEANING
EQUIPMENT

FOOD
Transfer
Washdown

MARINE

MATERIAL
HANDLING
Abrasives
Bulk Transfer
Cement & Concrete

MINING

PETROLEUM
Aircraft Fueling
Dispensing
Dock
Transfer

SPRAY

STEAM

VACUUM

VEYANCE

WATER
Discharge
Suction &
Discharge
Washdown

WELDING

COUPLING
SYSTEMS

APPENDIX

APPENDIX B

CHEMICAL CHARTS

GOODYEAR ENGINEERED PRODUCTS CHEMICAL RESISTANCE CHARTS

RATINGS AND DEFINITIONS

The Goodyear Engineered Products Chemical Resistance Chart is to be used as a guide only.

- A** The chemical is expected to have minor or no effect on the product. Product may be used for continuous service. Changes in working conditions, such as concentration of the chemical or temperature, may affect product performance and cause degradation of the product.
- B** The product may be used for continuous or intermittent service, however the product properties will be affected by the exposure to the chemical. Changes in working conditions, such as concentration of the chemical or temperature, may affect product performance and cause degradation of the product.
- X** The product should not be used with this chemical.
- I** Insufficient or no data available for this chemical. Further testing is recommended to determine compatibility of the chemical with the product.

Caution: Unless otherwise specified, the ratings applied to tube stocks are based on fully concentrated or saturated solutions at 100°F under normal service conditions.

Note: Hose ratings are for the effect on the polymer only. The degree of resistance of a rubber compound to a specific chemical depends on many variables such as temperature, concentration, length of exposure, stability of chemical, etc. For a specific compound, many grades of polymers are available which can alter the compound's chemical resistance.

WHEN IN DOUBT, before using a specific product, contact your local Goodyear Engineered Products Sales Representative for assistance if unusual service conditions or high temperatures are present in the product application.

THIS CHEMICAL RESISTANCE CHART SUPERSEDES ALL PREVIOUSLY PUBLISHED INFORMATION REGARDING GOODYEAR ENGINEERED PRODUCTS CHEMICAL HOSE RESISTANCE RATINGS.

AIR &
MULTIPURPOSE
General Purpose
Heavy Duty
Push-on

CHEMICAL
TRANSFER

CLEANING
EQUIPMENT

FOOD
Transfer
Washdown

MARINE

MATERIAL
HANDLING
Abrasives
Bulk Transfer
Cement & Concrete

MINING

PETROLEUM
Aircraft Fueling
Dispensing
Dock
Transfer

SPRAY

STEAM

VACUUM

VEYANCE

WATER
Discharge
Suction &
Discharge
Washdown

WELDING

COUPLING
SYSTEMS

APPENDIX



APPENDIX B

CHEMICAL CHARTS

Common Name & Description	Veyance Technologies, Inc. Trade Name	Goodyear Engineered Products Examples with Polymer in the Tube
UHMWPE (Ultra High Molecular Weight Polyethylene)	Pliosyn™	Fabchem™
Butyl (Isobutylene and Isoprene)	Weatherex®	Gray Flexwing®
Hypalon® (Chlorosulfonated Polyethylene)	Hysunite™	Yellow Flexwing®
NR - Natural Rubber (Isoprene, natural)	Pureten™	Tan Flexwing®
Viton®	Flosyn®	Orange Flexwing®
Nitrile		Flexwing® Petroleum
CPE (Chlorinated Polyethylene)	Chemrin®	Brown Flexwing®, ExtremeFlex™ Brown
EPDM (Ethylene Propylene Diene)	Versigard®	Purple Flexwing®, ExtremeFlex™ Purple
EPDM (Heat Resistant)	Pyrosyn®	Flexsteel® 250 Steam, Whitewater®
Cross-Link Polyethylene (XLPE)	Speclar®	Blue Flexwing®, Green XLPE
Alphasyn® (Modified Cross-Link Polyethylene)	Alphasyn®	Viper™
Teflon®		Hi-Per®
316 Stainless Steel		Insta-Lock™
Aluminum		Insta-Lock™
Brass		Insta-Lock™

Caution: This chart and the following chemical resistance charts are intended to reflect the various tube compounds as they pertain to Goodyear Engineered Products petroleum and chemical hose. Always use a Goodyear Engineered Products petroleum or chemical hose when the hose is to be used for conveyance of petroleum or chemicals. Consult the following pages for chemical compatibility of the various tube stocks.

Hypalon® is a registered trademark of DuPont Dow Elastomers L.L.C.
 Viton® is a registered trademark of DuPont Dow Elastomers L.L.C.
 Teflon® is a registered trademark of E.I. du Pont de Nemours and Company.
 Versigard® is a registered trademark of The Goodyear Tire and Rubber Company.

AIR &
MULTIPURPOSE
General Purpose
Heavy Duty
Push-on

CHEMICAL
TRANSFER

CLEANING
EQUIPMENT

FOOD
Transfer
Washdown

MARINE

MATERIAL
HANDLING
Abrasives
Bulk Transfer
Cement & Concrete

MINING

PETROLEUM
Aircraft Fueling
Dispensing
Dock
Transfer

SPRAY

STEAM

VACUUM

VEYANCE

WATER
Discharge
Suction &
Discharge
Washdown

WELDING

COUPLING
SYSTEMS

APPENDIX B

CHEMICAL CHARTS

This chemical chart is offered as a guide only. There are many variables to be considered with each application. Ratings are for tube polymer only! For explanation of ratings see the initial page of these Chemical Charts in Appendix B. Contact customer services for chemicals or polymers not listed at 800-235-4632.

AIR &
MULTIPURPOSE
*General Purpose
Heavy Duty
Push-on*

CHEMICAL
TRANSFER

CLEANING
EQUIPMENT

FOOD
*Transfer
Washdown*

MARINE

MATERIAL
HANDLING
*Abrasives
Bulk Transfer
Cement & Concrete*

MINING

PETROLEUM
*Aircraft Fueling
Dispensing
Dock
Transfer*

SPRAY

STEAM

VACUUM

VEYANCE

WATER
*Discharge
Suction &
Discharge
Washdown*

WELDING

COUPLING
SYSTEMS

	GOODYEAR ENGINEERED PRODUCTS CHEMICAL HOSE													FITTING		
	HOSE TUBE POLYMER													METAL		
	Temperature (°F)	Fabchem™ Butyl	Gray Flexwing® Hypalon®	Yellow Flexwing NR	Tan Flexwing Viton®	Orange Flexwing Nitrile	Flexwing Petroleum CPE	Brown Flexwing, ExtremeFlex™ Brown EPDM	Purple Flexwing, ExtremeFlex™ Purple XLPE	Green XLPE Blue Flexwing Alphasyn™	Chem One™ & Viper™ Teflon®	HI-PER® 316 SS	Insta-Lock™ Aluminum	Insta-Lock Brass	Insta-Lock Basket	Insta-Lock
		A														
Acetaldehyde	100	B	B	X	X	X	X	I	A	A	A	A	A	B	X	TS
Acetic Acid, Conc.	100	A	A	X	B	X	X	A	A	A	A	A	A	B	X	T
Acetic Acid, Dilute 10	150	B	A	X	A	X	X	A	A	A	A	A	A	I	X	TVN
Acetic Acid, Glacial	100	A	B	X	X	X	X	A	A	A	A	A	A	B	X	TS
Acetic Aldehyde	100	A	B	X	X	X	X	I	A	A	A	A	A	B	X	T
Acetic Anhydride	100	B	A	B	X	X	X	A	A	A	A	A	A	B	X	TS
Acetic Ester	100	B	B	X	X	X	X	B	A	A	A	A	A	A	A	TV
Acetic Ether	100	B	B	X	X	X	X	B	A	A	A	A	A	A	A	T
Acetic Oxide	100	B	A	B	X	X	X	A	A	A	A	A	A	B	X	T
Acetone	100	A	A	X	B	X	X	A	A	A	A	A	A	A	I	T
Acetone Cyanohydrin	100	B	A	X	X	X	X	A	A	A	A	A	I	I	I	TS
Acetyl Acetone	100	B	B	X	X	X	X	B	I	A	A	A	I	B	I	T
Acetyl Chloride	100	B	X	X	X	B	X	A	B	B	A	A	B	X	A	TV
Acetyl Oxide	100	B	A	B	X	X	X	A	A	A	A	A	A	B	X	T
Acetylene (dry)	100	A	A	A	A	A	A	A	A	A	X	A	A	I	I	TVBNS
Acetylene Dichloride	100	B	X	X	X	A	X	I	I	A	X	A	I	A	X	TV
Acetylene Tetrachloride	100	B	X	X	X	A	X	I	I	A	I	A	A	X	X	TV
Acrolein	100	B	A	B	B	A	B	I	I	A	A	A	I	I	I	TV
Acrylic Acid	100	B	X	X	X	A	X	X	X	A	A	A	A	I	I	TV
Acrylonitrile	100	B	X	X	X	X	X	A	X	B	A	A	A	X	I	T
Alk-Tri	100	I	X	X	X	A	X	I	I	A	I	A	A	I	I	TV
Allyl Alcohol	100	A	A	A	A	B	A	A	A	A	A	A	A	I	A	TBN
Allyl Bromide	100	B	X	X	X	B	X	B	I	B	I	A	I	I	I	T
Allyl Chloride	100	B	X	X	X	B	X	B	X	B	I	A	A	X	X	TS
Alum	150	A	A	A	A	A	A	A	A	A	A	A	A	I	X	TVBNS
Aluminum Acetate	100	A	A	A	X	X	X	A	A	A	A	A	A	I	X	T
Aluminum Chloride	150	A	A	A	A	A	A	A	A	A	A	A	I	I	X	TVB
Aluminum Formate	100	A	B	X	X	X	X	I	I	A	A	A	I	I	I	T
Aluminum Hydroxide	150	A	A	B	A	X	B	A	A	A	A	A	A	I	X	TS
Aluminum Sulfate	150	A	A	A	A	A	A	A	A	A	A	A	A	X	X	TVBNS
Aminoethanol	100	A	A	B	B	I	B	A	I	A	A	A	A	B	I	TBN
Aminoethylethanolamine	100	A	A	B	B	I	B	A	I	A	A	A	I	I	I	T
Ammonia	---	NO HOSE RECOMMENDED FOR THIS APPLICATION														

APPENDIX B

CHEMICAL CHARTS

This chemical chart is offered as a guide only. There are many variables to be considered with each application. Ratings are for tube polymer only! For explanation of ratings see the initial page of these Chemical Charts in Appendix B. Contact customer services for chemicals or polymers not listed at 800-235-4632.

RATING SCALE		GOODYEAR ENGINEERED PRODUCTS CHEMICAL HOSE													FITTING			
A = May be used for Continuous Service																		
B = May be used for Intermittent Service																		
I = Insufficient data, contact customer services																		
X = Do not use																		
GASKET		Temperature (°F)	HOSE TUBE POLYMER													METAL		
T = Teflon®	V = Viton®		UHMWPE	Butyl	Hypalon®	NR	Viton®	Nitrile	CPE	EPDM	XLPE	Alphasyn™	Teflon®	316 SS	Aluminum	Brass	Gasket	
B = Nitrile	N = Neoprene																	
S = Silicone																		
A																		
Ammonia Cupric Sulfate	150	A	A	A	X	A	A	A	A	A	A	A	A	I	I	I	TVB	
Ammonium Chloride	150	A	A	A	A	A	A	A	A	A	A	A	A	A	X	X	TVBN	
Ammonium Hydroxide	150	A	A	B	A	X	X	A	A	A	A	A	A	A	X	I	TNS	
Ammonium Nitrate (ANFO)	150	SPECIAL HOSE REQUIRED													A	B	X	TVBS
Ammonium Phosphate	150	A	A	A	A	A	A	A	A	A	A	A	A	A	X	X	TVBNS	
Ammonium Sulfate	150	A	A	A	A	A	X	A	A	A	A	A	A	A	X	X	TVNS	
Ammonium Sulfide	150	A	A	A	A	A	X	A	A	A	A	A	A	A	X	X	TVN	
Ammonium Sulfite	150	A	A	A	A	A	A	A	A	A	A	A	A	A	X	I	TVBN	
Ammonium Thiosulfate	100	A	A	A	A	A	A	A	A	A	A	A	A	A	B	X	TVBN	
Amyl Acetate	100	A	A	B	X	X	X	X	B	A	A	A	A	A	A	I	T	
Amyl Alcohol	100	A	A	A	A	B	A	A	A	A	A	A	A	A	I	A	TBNS	
Amyl Chloride	100	A	X	X	X	A	X	X	X	A	B	A	A	X	I	T	V	
Amyl Oleate	100	A	X	X	X	I	B	I	I	A	I	A	I	I	I	T		
Amyl Phenol	100	A	X	X	X	A	X	I	I	A	I	A	I	I	I	T	V	
Amyl Phthalate	100	A	A	X	X	X	X	I	I	A	I	A	I	I	I	T		
Amylamine	100	A	B	X	X	X	X	B	X	A	I	A	I	I	I	T		
Anethole	100	X	X	X	X	B	X	X	I	X	I	A	I	I	I	T		
Anhydrous Ammonia	---	NO HOSE RECOMMENDED FOR THIS APPLICATION																
Aniline	100	A	A	X	X	A	X	B	A	A	A	A	A	A	B	X	T	V
Animal Grease	100	A	X	X	X	A	A	B	X	A	A	A	A	A	A	I	TVB	
Animal Oils	100	A	B	X	X	A	A	A	X	A	B	A	A	A	A	I	TVB	
Antimony Pentachloride	100	A	X	X	X	I	X	I	X	B	B	A	I	I	I	T		
Aqua Ammonia	150	A	A	B	A	A	B	B	B	A	A	A	A	X	I	T	V	
Aromatic Spirits	100	A	X	X	X	A	X	I	X	A	I	A	A	I	I	T	V	
Aromatic Tar	100	A	X	X	X	A	X	B	X	A	I	A	I	I	I	T	V	
Arquads	100	A	A	A	A	A	A	A	A	A	A	A	A	I	I	I	TVB	
Arsenic Acid	100	A	A	A	A	I	X	A	A	A	A	A	A	X	X	TVS		
Arsenic Chloride	100	I	X	X	X	X	X	X	X	X	X	A	I	I	I	T	N	
Arsenic Trichloride	100	I	X	X	X	X	X	X	X	X	X	A	X	I	I	T	N	
Asphalt	500	SPECIAL HOSE REQUIRED													A	I	I	TVN
ASTM #1 Oil	100	A	X	B	X	A	A	A	X	A	A	A	A	A	A	I	TVBNS	
ASTM #2 Oil	100	A	X	X	X	A	A	A	X	A	A	A	A	A	A	TVB		
ASTM #3 Oil	100	A	X	X	X	A	A	A	X	A	A	A	A	A	A	TVB		

AIR & MULTIPURPOSE
General Purpose
Heavy Duty
Push-on

CHEMICAL TRANSFER

CLEANING EQUIPMENT

FOOD Transfer
Washdown

MARINE

MATERIAL HANDLING
Abrasives

Bulk Transfer
Cement & Concrete

MINING

PETROLEUM
Aircraft Fueling
Dispensing

Dock Transfer

SPRAY

STEAM

VACUUM

VEYANCE

WATER
Discharge
Suction & Discharge
Washdown

WELDING

COUPLING SYSTEMS

APPENDIX



APPENDIX B

CHEMICAL CHARTS

This chemical chart is offered as a guide only. There are many variables to be considered with each application. Ratings are for tube polymer only! For explanation of ratings see the initial page of these Chemical Charts in Appendix B. Contact customer services for chemicals or polymers not listed at 800-235-4632.

RATING SCALE

- A** = May be used for Continuous Service
- B** = May be used for Intermittent Service
- I** = Insufficient data, contact customer services
- X** = Do not use

GASKET

- T** = Teflon® **V** = Viton®
- B** = Nitrile **N** = Neoprene
- S** = Silicone

GOODYEAR ENGINEERED PRODUCTS CHEMICAL HOSE

FITTING

Temperature (°F)

	Temperature (°F)	HOSE TUBE POLYMER											METAL			
		UHMWPE	Butyl	Hypalon®	NR	Viton®	Nitrile	CPE	EPDM	XLPE	Alphasyn™	Teflon®	316 SS	Aluminum	Brass	Gasket
Barium Carbonate	150	A	A	A	A	A	A	A	A	A	A	A	A	X	I	TVBN
Barium Chloride	150	A	A	A	A	A	A	A	A	A	A	A	A	X	I	TVBN
Barium Hydroxide	150	A	A	A	A	B	A	A	A	A	A	A	A	X	X	TBNS
Barium Sulfate	150	A	A	A	A	A	A	A	A	A	A	A	B	A	X	TVBS
Barium Sulfide	150	A	A	A	A	A	A	A	A	A	A	A	A	X	X	TVBS
Benzal Chloride	100	A	B	I	I	I	X	X	I	A	I	A	B	X	I	T
Benzaldehyde	100	A	B	X	X	X	X	X	B	A	B	A	A	B	I	T
Benzene (Benzol)	100	A	X	X	X	A	X	X	X	B	B	A	A	A	A	T V
Benzine (Ligroin)	100	A	X	X	X	A	A	I	X	A	B	A	A	A	I	TVB
Benzine Solvent (Ligroin)	100	A	X	X	X	A	A	I	X	A	I	A	A	A	I	TVBS
Benzoic Acid	100	A	B	B	X	I	I	A	B	A	A	A	B	B	X	TVN
Benzoic Aldehyde	100	A	B	X	X	X	X	X	B	A	I	A	A	I	B	T
Benzotrichloride	100	X	I	I	I	I	X	X	X	X	X	A	I	I	I	T
Benzoyl Chloride	100	X	I	I	I	I	X	X	X	B	X	A	B	I	I	T
Benzyl Acetate	100	A	A	B	X	X	X	B	I	A	B	A	B	I	I	T
Benzyl Alcohol	100	A	A	X	X	A	X	A	X	A	A	A	A	B	I	TVS
Benzyl Chloride	100	A	X	X	X	A	X	X	X	A	I	A	A	X	X	T V
Bichromate of Soda	150	A	A	X	I	I	I	I	I	A	A	A	I	I	I	T
Black Sulfate Liquor	150	A	X	B	B	B	B	A	B	A	A	A	A	X	X	TVBN
Black Sulfate Liquor	275	X	X	X	X	X	X	A	X	X	X	A	A	X	X	T
Bleach	100	X	B	X	X	B	X	I	A	X	B	A	X	X	X	T V
Brine	150	A	A	A	A	A	A	A	A	A	A	A	A	X	I	TVBNS
Bromine	100	X	X	X	X	B	X	I	X	X	X	A	X	X	X	T V
Bromo Benzene	100	B	X	X	X	B	X	X	X	X	X	A	I	I	I	T V
Bromo Toluene	100	X	X	X	X	B	X	X	X	X	X	A	I	I	I	T
Bromochloromethane	100	X	B	X	X	B	X	X	I	X	A	A	A	X	X	T
Bunker C.	100	B	X	X	X	A	A	I	X	A	B	A	A	I	I	TVB
Bunker Oil	100	B	X	X	X	A	A	I	X	X	B	A	A	I	I	TVB
Butanol	100	A	A	A	A	B	A	A	A	A	A	A	A	I	I	TBN
Butyl (Normal) Alcohol	100	A	A	A	A	B	A	A	A	A	A	A	A	I	I	TBN
Butyl (Secondary) Alcohol	100	A	A	A	A	B	A	A	A	A	A	A	A	I	I	TBN
Butyl Acetate	100	A	A	B	X	X	X	B	B	A	B	A	A	B	I	T
Butyl Acetoacetate	100	A	X	X	X	X	X	X	I	A	B	A	I	I	I	T

MARINE

MATERIAL HANDLING

Abrasives
Bulk Transfer
Cement & Concrete

MINING

PETROLEUM
Aircraft Fueling
Dispensing
Dock
Transfer

SPRAY

STEAM

VACUUM

VEYANCE

WATER
Discharge
Suction &
Discharge
Washdown

WELDING

COUPLING SYSTEMS

APPENDIX



APPENDIX B

CHEMICAL CHARTS

This chemical chart is offered as a guide only. There are many variables to be considered with each application. Ratings are for tube polymer only! For explanation of ratings see the initial page of these Chemical Charts in Appendix B. Contact customer services for chemicals or polymers not listed at 800-235-4632.

RATING SCALE		GOODYEAR ENGINEERED PRODUCTS CHEMICAL HOSE													FITTING		
A = May be used for Continuous Service																	
B = May be used for Intermittent Service																	
I = Insufficient data, contact customer services																	
X = Do not use																	
GASKET		Temperature (°F)	HOSE TUBE POLYMER													METAL	
T = Teflon®	V = Viton®		UHMWPE	Butyl	Hypalon®	NR	Viton®	Nitrile	CPE	EPDM	XLPE	Alphasyn™	Teflon®	316 SS	Aluminum	Brass	Gasket
B = Nitrile	N = Neoprene																
S = Silicone																	
B																	
Butyl Acrylate	100	B	X	X	X	X	X	B	X	B	B	A	I	I	I	T	
Butyl Alcohol	100	A	A	A	A	B	A	A	A	A	A	A	A	I	I	TBN	
Butyl Aldehyde	100	A	B	X	X	X	X	B	X	A	B	A	X	A	X	T	
Butyl Amine	100	A	B	X	X	X	X	B	X	A	B	A	A	A	I	T	
Butyl Benzene	100	A	X	X	X	A	X	X	X	A	B	A	I	I	I	TV	
Butyl Benzl Phthalate	100	A	A	X	X	X	X	I	I	A	I	A	I	I	I	T	
Butyl Bromide	100	B	X	X	X	B	X	X	X	B	B	A	I	I	I	T	
Butyl Butyrate	100	B	X	X	X	X	X	X	I	B	I	A	I	I	I	TV	
Butyl Carbitol	100	A	A	A	X	I	X	A	B	A	A	A	I	I	I	T	
Butyl Cellosolve	100	A	A	A	X	X	X	A	A	X	A	A	A	A	X	T	
Butyl Chloride	100	B	X	X	X	A	X	X	I	B	I	A	B	I	I	TV	
Butyl Ether	100	A	X	B	X	X	B	A	X	A	A	A	A	I	I	T	
Butyl Ethyl Acetaldehyde	100	A	B	X	X	X	X	I	I	A	B	A	I	I	I	T	
Butyl Ethyl Ether	100	A	X	B	X	I	B	I	X	A	A	A	I	I	I	T	
Butyl Phthalate	100	A	A	X	X	X	X	I	I	A	A	A	A	A	I	T	
Butyl Stearate	100	A	X	X	X	I	A	B	X	A	B	A	A	A	A	TBS	
Butylate	100	A	I	I	I	I	I	I	A	I	I	I	I	I	I	I	
Butyraldehyde	100	A	B	X	X	X	X	B	X	A	B	A	X	A	X	T	
Butyric Acid	100	A	X	B	X	I	X	A	B	A	A	A	A	B	I	T	
Butyric Anhydride	100	A	X	B	X	I	X	I	I	A	I	A	I	I	I	T	
C																	
Cadmium Acetate	100	A	A	A	X	X	X	A	I	A	A	A	I	I	I	T	
Calcium Acetate	100	A	A	A	X	X	X	A	A	A	A	A	A	I	I	TB	
Calcium Aluminate	100	A	A	A	A	A	A	A	A	A	A	A	I	I	I	TVB	
Calcium Bichromate	150	X	A	X	I	I	I	I	I	X	I	A	I	I	I	T	
Calcium Bisulfate	150	A	A	A	A	A	A	A	A	A	A	A	A	X	X	TVBN	
Calcium Bisulfite	150	A	A	A	A	A	A	A	A	I	A	A	A	X	X	TVBNS	
Calcium Carbonate	150	A	A	A	A	A	A	A	A	A	A	A	A	I	X	TVBNS	
Calcium Chloride	150	A	A	A	A	A	A	A	A	A	A	A	B	X	X	TVBNS	
Calcium Hydroxide (Caustic Lime)	100	A	A	B	A	X	B	A	A	A	A	A	A	X	X	TNS	
Calcium Hypochlorite	100	B	B	X	X	B	X	A	B	X	A	A	A	X	X	TV	
Calcium Nitrate	150	A	A	A	A	A	A	A	A	A	A	A	B	X	X	TVBN	
Calcium Silicate	150	A	A	A	A	A	A	A	A	A	A	A	I	A	I	TVBN	

AIR & MULTIPURPOSE
General Purpose
Heavy Duty
Push-on

CHEMICAL TRANSFER

CLEANING EQUIPMENT

FOOD Transfer
Washdown

MARINE

MATERIAL HANDLING
Abrasives
Bulk Transfer
Cement & Concrete

MINING

PETROLEUM
Aircraft Fueling
Dispensing
Dock Transfer

SPRAY

STEAM

VACUUM

VEYANCE

WATER Discharge
Suction & Discharge
Washdown

WELDING

COUPLING SYSTEMS

APPENDIX



APPENDIX B

CHEMICAL CHARTS

This chemical chart is offered as a guide only. There are many variables to be considered with each application. Ratings are for tube polymer only! For explanation of ratings see the initial page of these Chemical Charts in Appendix B. Contact customer services for chemicals or polymers not listed at 800-235-4632.

AIR &
MULTIPURPOSE
General Purpose
Heavy Duty
Push-on

CHEMICAL
TRANSFER

CLEANING
EQUIPMENT

FOOD
Transfer
Washdown

MARINE

MATERIAL
HANDLING
Abrasives
Bulk Transfer
Cement & Concrete

MINING

PETROLEUM
Aircraft Fueling
Dispensing
Dock
Transfer

SPRAY

STEAM

VACUUM

VEYANCE

WATER
Discharge
Suction &
Discharge
Washdown

WELDING

COUPLING
SYSTEMS

	Temperature (°F)	GOODYEAR ENGINEERED PRODUCTS CHEMICAL HOSE											FITTING					
		HOSE TUBE POLYMER											METAL					
		UHMWPE	Butyl	Hypalon®	NR	Viton®	Nitrile	CPE	EPDM	XLPE	Alphasyn™	Teflon®	316 SS	Aluminum	Brass	Gasket		
		Fabchem™	Gray Flexwing®	Yellow Flexwing	Tan Flexwing	Orange Flexwing	Flexwing Petroleum	Brown Flexwing, ExtremeFlex™ Brown	Purple Flexwing, ExtremeFlex™ Purple	Green XLPE	Blue Flexwing	Chem One™ & Viper™	HI-PER®	Insta-Lock™	Insta-Lock	Insta-Lock	Insta-Lock	
		GASKET																
		T = Teflon®		V = Viton®		B = Nitrile		N = Neoprene		S = Silicone								
		RATING SCALE																
		A = May be used for Continuous Service																
		B = May be used for Intermittent Service																
		I = Insufficient data, contact customer services																
		X = Do not use																
		C																
Calcium Sulfate	150	A	A	A	A	A	A	A	A	A	A	A	A	I	I	I	TVBS	
Calcium Sulfhydrate	100	A	A	A	A	A	A	A	A	A	A	A	I	I	I	I	TVB	
Calcium Sulfide	150	A	A	A	A	A	A	A	A	A	A	A	A	X	X	X	TVBN	
Calcium Sulfite	150	A	A	A	X	A	A	A	A	A	A	A	B	B	X	X	TVBNS	
Caprylic Acid	100	A	X	B	X	I	X	A	I	A	A	A	B	I	X	T		
Carbitol	100	A	A	A	X	I	X	A	A	A	A	A	B	A	X	T		
Carbitol Acetate	100	A	B	B	X	I	X	I	I	A	A	A	I	I	I	T		
Carbolic Acid, Phenol	100	A	A	X	X	A	X	A	X	A	B	A	A	B	A	T	V	
Carbon Dioxide	100	A	A	A	A	A	A	A	A	A	A	A	A	B	I	TVBNS		
Carbon Disulfide	---	NO HOSE RECOMMENDED FOR THIS APPLICATION																
Carbon Tetrachloride	100	B	X	X	X	A	X	X	X	A	B	A	A	I	I	I	T	V
Carbonic Acid	100	A	A	A	A	A	A	A	A	A	A	A	A	B	B	B	TVBS	
Casinghead Gasoline	100	B	X	X	X	A	A	B	X	B	B	A	I	I	I	TVB		
Caster Oil (Castor Oil)	100	A	A	A	X	A	A	A	A	A	A	A	A	A	I	TVBS		
Caustic Potash	150	A	A	B	A	X	B	A	B	A	A	A	A	X	X	T		
Caustic Soda	150	A	A	B	A	X	B	A	A	A	A	A	A	X	X	TNS		
Cellosize	100	A	A	X	X	I	X	I	I	A	A	A	I	I	I	T		
Cellosolve	100	A	A	A	X	X	X	I	A	A	A	A	A	A	X	T		
Cellosolve Acetate	100	A	B	B	X	X	X	X	B	A	A	A	A	I	X	T		
Chloracetic Acid	100	A	X	X	B	X	X	A	X	A	A	A	A	X	X	T		
Chlorinated Solvents	100	B	X	X	X	A	X	B	X	A	I	A	B	X	A	T	V	
Chlorine (Dry) (Gas)	---	NO HOSE RECOMMENDED FOR THIS APPLICATION																
Chlorine (Wet)	100	X	X	X	X	B	X	X	X	X	X	A	X	X	X	T	V	
Chloroacetone	100	A	I	X	X	X	X	X	X	A	I	A	A	X	X	T		
Chlorobenzene	100	B	X	X	X	A	X	X	X	A	B	A	A	B	I	T	V	
Chlorobenzol	100	A	X	X	X	A	X	I	X	A	B	A	A	B	I	T	V	
Chlorobutane	100	X	X	X	X	A	X	X	I	X	I	A	I	I	I	T	V	
Chloroethylbenzene	100	A	X	X	X	A	X	I	X	A	I	A	I	I	I	T	V	
Chloroform	100	B	X	X	X	B	X	X	X	X	B	A	A	B	I	T	V	
Chloropentane	100	A	X	X	X	A	X	X	X	A	I	A	A	X	I	T	V	
Chlorophenol	100	A	X	X	X	B	X	X	X	X	B	A	I	I	I	T	V	
Chloropropanone	100	A	I	X	X	X	X	X	X	A	I	A	I	I	I	T		
Chlorosulfonic Acid	100	X	X	X	X	X	X	I	X	X	X	A	B	X	X	T		

APPENDIX B

CHEMICAL CHARTS

This chemical chart is offered as a guide only. There are many variables to be considered with each application. Ratings are for tube polymer only! For explanation of ratings see the initial page of these Chemical Charts in Appendix B. Contact customer services for chemicals or polymers not listed at 800-235-4632.

C	Temperature (°F)	GOODYEAR ENGINEERED PRODUCTS CHEMICAL HOSE												FITTING					
		Fabchem™	Gray Flexwing®	Yellow Flexwing	Tan Flexwing	Orange Flexwing	Flexwing Petroleum	Brown Flexwing	ExtremeFlex™ Brown	Purple Flexwing	ExtremeFlex™ Purple	Green XLPE	Blue Flexwing	Chem One™ & Viper™	HI-PER®	Insta-Lock™	Insta-Lock	Insta-Lock	Insta-Lock
		UHMWPE	Butyl	Hypalon®	NR	Viton®	Nitrile	CPE	EPDM	XLPE	Alphasyn™	Teflon™	316 SS	Aluminum	Brass	Gasket			
		HOSE TUBE POLYMER												METAL					
Chloroethene	100	X	X	X	X	A	X	I	X	A	I	A	A	I	I	T	V		
Chlorotoluene	100	X	X	X	X	A	X	X	X	X	I	A	A	I	I	T	V		
Chlorpyrifos	100	I	I	I	I	I	I	I	X	I	I	I	I	I	I	I	I		
Chromic Acid 25%	100	B	X	B	X	I	X	A	X	X	B	A	B	X	X	T	V		
Coal Oil	100	A	X	X	X	A	A	A	X	A	A	A	A	X	A	TVB			
Coal Tar	100	A	X	X	X	A	X	B	X	A	A	A	A	I	I	TVS			
Coal Tar Naptha	100	A	X	X	X	A	X	B	X	A	A	A	A	A	I	T	V		
Copper Chloride	100	A	A	A	X	A	A	A	A	A	A	A	X	X	X	TVBNS			
Copper Hydrate	100	A	A	B	X	X	B	I	I	A	A	A	I	I	I	T	B		
Copper Hydroxide	100	A	A	B	X	X	B	I	I	A	A	A	I	I	I	T	B		
Copper Nitrate	100	A	A	A	X	A	A	A	A	A	A	A	A	X	X	TVBNS			
Copper Nitrite	100	A	A	A	X	A	A	A	A	A	A	A	I	I	I	TVB			
Copper Sulfate	100	A	A	A	X	A	A	A	A	A	A	A	A	X	X	TVBNS			
Copper Sulfide	100	A	A	A	X	A	A	A	A	A	A	A	I	I	I	TVB			
Creosols	100	A	A	X	X	A	X	A	X	A	B	A	A	I	X	T	V		
Creosote	100	A	X	X	X	A	B	I	X	A	B	A	A	I	I	T	V		
Cresylic Acid	100	A	A	X	X	I	X	X	X	A	I	A	A	B	X	T	V		
Crotonaldehyde	100	A	A	X	X	X	X	A	I	A	A	A	I	I	I	T			
Crude Oil	100	A	X	X	X	A	A	B	X	A	B	A	A	A	I	TVB			
Cumene	100	A	X	X	X	A	X	X	X	A	B	A	I	I	I	T	V		
Cupric Carbonate	100	A	A	A	X	A	A	A	A	A	A	A	I	I	I	TVBN			
Cupric Chloride	100	A	A	A	X	A	A	A	A	A	A	A	B	X	I	TVBNS			
Cupric Nitrate	100	A	A	A	X	A	A	A	A	A	A	A	B	I	I	TVBN			
Cupric Nitrite	100	A	A	A	X	A	A	A	A	A	A	A	I	I	I	TVB			
Cupric Sulfate	100	A	A	A	X	A	A	A	A	A	A	A	I	I	I	TVBNS			
Cyclohexane	100	A	X	X	X	A	B	A	X	A	B	A	A	B	X	T	V		
Cyclohexanol	100	A	X	X	X	B	B	A	X	A	B	A	A	X	X	TVB			
Cyclohexanone	100	A	X	X	X	X	X	X	X	A	B	A	A	I	I	T			
Cyclopentane	100	A	X	X	X	A	B	B	X	A	B	A	I	I	I	TVN			
Cyclopentane, methyl	100	A	X	X	X	A	B	I	X	A	B	A	I	I	I	T	V		
Cyclopentanol	100	A	X	X	X	B	B	A	X	A	A	A	I	I	I	TVB			
Cyclopentanone	100	A	X	X	X	X	X	X	X	A	B	A	I	I	I	T			

AIR & MULTIPURPOSE
General Purpose
Heavy Duty
Push-on

CHEMICAL TRANSFER

CLEANING EQUIPMENT

FOOD Transfer
Washdown

MARINE

MATERIAL HANDLING
Abrasives
Bulk Transfer
Cement & Concrete

MINING

PETROLEUM
Aircraft Fueling
Dispensing
Dock Transfer

SPRAY

STEAM

VACUUM

VEYANCE

WATER
Discharge
Suction & Discharge
Washdown

WELDING

COUPLING SYSTEMS



APPENDIX B

CHEMICAL CHARTS

This chemical chart is offered as a guide only. There are many variables to be considered with each application. Ratings are for tube polymer only! For explanation of ratings see the initial page of these Chemical Charts in Appendix B. Contact customer services for chemicals or polymers not listed at 800-235-4632.

RATING SCALE

- A** = May be used for Continuous Service
- B** = May be used for Intermittent Service
- I** = Insufficient data, contact customer services
- X** = Do not use

GASKET

- T** = Teflon® **V** = Viton®
- B** = Nitrile **N** = Neoprene
- S** = Silicone

D

GOODYEAR ENGINEERED PRODUCTS CHEMICAL HOSE

FITTING

Temperature (°F)

	Temperature (°F)	HOSE TUBE POLYMER												METAL			
		UHMWPE	Butyl	Hypalon®	NR	Viton®	Nitrile	CPE	EPDM	XLPE	Alphasyn™	Teflon®	316 SS	Aluminum	Brass	Gasket	
D.D.T. in Kerosene	100	A	X	X	X	A	A	A	X	A	B	A	I	I	A	TVB	
D.M.P.	100	X	X	X	X	X	X	X	X	X	A	A	A	I	I	TV	
Decalin®	100	X	X	X	X	A	X	X	X	A	X	A	I	I	I	TV	
Decanol	100	A	A	A	X	B	A	A	A	A	A	A	I	I	I	TB	
Decyl Alcohol	100	A	A	A	X	B	A	A	A	A	A	A	I	I	I	TB	
Decyl Aldehyde	100	A	X	X	X	X	X	I	I	A	B	A	I	I	I	T	
Decyl Butyl Phthalate	100	A	A	X	X	X	X	I	I	A	I	A	I	I	I	T	
Denatured Alcohol	100	A	A	A	A	B	A	A	A	A	A	A	A	B	A	TB	
Diacetone Alcohol	100	A	A	B	B	X	X	A	X	A	A	A	A	I	I	T	
Diamyl Phenol	100	A	X	X	X	A	X	A	X	A	I	A	I	I	I	TV	
Diamylamine	100	A	A	X	B	I	B	A	I	A	B	A	I	I	I	TB	
Diamylene	100	A	X	X	X	A	X	B	X	A	B	A	I	I	I	TV	
Dibenzyl Ether	100	A	B	X	X	I	X	X	X	A	B	A	A	A	X	T	
Dibromobenzene	100	B	X	X	X	A	X	I	X	A	I	A	I	I	I	TV	
Dibutyl Amine	100	A	X	X	B	X	B	A	X	A	A	A	I	I	I	T	
Dibutyl Ether	100	A	X	B	X	X	X	A	X	A	A	A	A	A	X	T	
Dibutyl Phthalate	100	A	A	X	X	X	X	X	A	A	A	A	A	A	I	TV	
Dibutyl Sebacate	100	A	A	X	X	X	X	B	X	A	I	A	I	I	I	TVS	
Dicalcium Phosphate	100	A	A	A	A	A	A	A	A	A	A	A	I	I	I	TVB	
Dicamba	100	A	I	I	I	I	I	I	A	A	I	A	I	I	I	T	
Dichloroacetic Acid	100	A	X	X	B	X	X	B	I	A	I	A	I	I	I	T	
Dichlorobenzene	100	A	X	X	X	A	X	X	X	A	B	A	A	B	I	TV	
Dichlorobutane	100	A	X	X	X	A	X	X	X	A	I	A	I	I	I	TV	
Dichlorodifluoromethane	100	I	X	X	X	B	B	I	X	I	X	A	I	I	I	TVB	
Dichloroethane	100	A	X	X	X	A	X	X	X	A	A	A	I	A	I	TV	
Dichloroethyl Ether	100	A	X	X	X	I	X	B	X	A	B	A	I	I	I	T	
Dichloroethylene	100	X	X	X	X	A	X	I	I	X	X	A	I	A	X	TV	
Dichlorohexane	100	A	X	X	X	A	X	X	X	A	A	A	I	I	I	TV	
Dichloropentane	100	A	X	X	X	A	X	X	X	A	B	A	I	I	I	TV	
Dichloropropane	100	A	X	X	X	A	X	X	X	B	I	A	A	X	I	TV	
Diesel Oil	150	A	X	X	X	A	A	A	X	A	B	A	A	A	I	TVB	
Diethanol Amine	100	A	A	X	B	I	B	A	I	A	A	A	A	I	I	T	
Diethyl Benzene	100	A	X	X	X	A	X	X	X	A	B	A	I	I	I	TV	

AIR &
MULTIPURPOSE
General Purpose
Heavy Duty
Push-on

CHEMICAL
TRANSFER

CLEANING
EQUIPMENT

FOOD
Transfer
Washdown

MARINE

MATERIAL
HANDLING
Abrasives
Bulk Transfer
Cement & Concrete

MINING

PETROLEUM
Aircraft Fueling
Dispensing
Dock
Transfer

SPRAY

STEAM

VACUUM

VEYANCE

WATER
Discharge
Suction &
Discharge
Washdown

WELDING

COUPLING
SYSTEMS

APPENDIX



APPENDIX B

CHEMICAL CHARTS

This chemical chart is offered as a guide only. There are many variables to be considered with each application. Ratings are for tube polymer only! For explanation of ratings see the initial page of these Chemical Charts in Appendix B. Contact customer services for chemicals or polymers not listed at 800-235-4632.

RATING SCALE		GOODYEAR ENGINEERED PRODUCTS CHEMICAL HOSE												FITTING		
A = May be used for Continuous Service																
B = May be used for Intermittent Service																
I = Insufficient data, contact customer services		HOSE TUBE POLYMER												METAL		
X = Do not use		GASKET														
T = Teflon®		T = Teflon® V = Viton® B = Nitrile N = Neoprene S = Silicone														
D		Temperature (°F)														
Diethyl Carbinol	100	A	A	A	A	B	A	I	I	A	A	A	I	I	I	TBN
Diethyl Ketone	100	A	B	X	X	X	X	X	X	A	B	A	I	I	I	T
Diethyl Oxalate	100	A	B	X	B	I	X	A	X	A	B	A	I	I	I	T
Diethyl Phthalate	100	A	A	X	X	X	X	B	X	A	B	A	I	I	I	T
Diethyl Sebacate	100	A	A	X	X	X	X	B	X	A	B	A	A	A	I	T
Diethyl Sulfate	100	A	B	X	X	X	X	A	I	A	A	A	X	I	I	TNS
Diethyl Triamine	100	A	A	X	B	I	B	A	I	A	A	A	I	I	I	TB
Diethylamine	100	A	A	X	B	I	B	B	B	A	B	A	A	I	X	TB
Diethylene Dioxide	100	A	B	X	X	X	X	B	A	A	A	A	X	X	X	T
Diethylene Glycol	100	A	A	A	A	A	A	X	A	A	A	A	A	B	A	TVBN
Diethylene Triamine	100	A	A	X	B	I	B	A	I	A	A	A	I	I	X	T
Dihydroxydiethyl Ether	100	A	A	A	A	A	A	A	A	A	A	A	I	I	I	TVBN
Dihydroxyethyl Amine	100	A	A	X	B	I	B	A	I	A	A	A	I	I	I	TB
Diisobutyl Ketone	100	A	B	X	X	X	X	I	B	A	B	A	I	I	I	T
Diisobutylene	100	A	X	X	X	A	A	X	X	A	B	A	A	I	I	TVB
Diisooctyl Adipate	100	A	A	X	X	X	X	I	I	A	I	A	I	I	I	T
Diisooctyl Phthalate	100	A	A	X	X	X	X	I	I	A	I	A	I	I	I	T
Diisocyanate	100	X	X	X	X	X	X	X	X	X	B	A	I	I	I	T
Diisodecyl Adipate	100	A	A	X	X	X	X	I	I	A	I	A	I	I	I	T
Diisodecyl Phthalate	100	A	A	X	X	X	X	I	I	A	I	A	I	I	I	T
Diisopropanol Amine	100	A	A	X	B	I	B	I	I	A	B	A	I	I	I	TB
Diisopropyl Amine	100	A	A	X	B	I	B	I	I	A	B	A	I	I	I	TB
Diisopropyl Ether	100	A	X	B	X	I	B	I	X	A	B	A	A	I	I	TB
Diisopropyl Ketone	100	A	B	X	X	X	X	I	B	A	B	A	A	A	I	T
Dilauryl Ether	100	A	I	B	X	I	B	I	I	A	B	A	I	I		TB
Dimethyl Amine	---	NO HOSE RECOMMENDED FOR THIS APPLICATION														
Dimethyl Benzene	100	A	X	X	X	A	X	X	X	A	B	A	A	I	I	TV
Dimethyl Ether	100	A	X	B	X	I	B	I	X	B	B	A	I	I	I	TB
Dimethyl Ketone	100	A	A	X	B	X	X	A	A	B	A	A	A	A	I	T
Dimethyl Phenol	100	A	X	X	X	A	X	I	X	A	A	A	I	I	I	TV
Dimethyl Phthalate	100	A	A	X	X	X	X	A	B	A	A	A	A	I	I	TV
Dimethyl Sulfate	100	A	B	X	X	X	X	A	I	A	A	A	I	I	I	T
Dimethyl Sulfide	---	NO HOSE RECOMMENDED FOR THIS APPLICATION														

AIR &
MULTIPURPOSE
General Purpose
Heavy Duty
Push-on

CHEMICAL
TRANSFER

CLEANING
EQUIPMENT

FOOD
Transfer
Washdown

MARINE

MATERIAL
HANDLING
Abrasives

Bulk Transfer
Cement & Concrete

MINING

PETROLEUM
Aircraft Fueling
Dispensing

Dock
Transfer

SPRAY

STEAM

VACUUM

VEYANCE

WATER
Discharge
Suction &
Discharge

Washdown

WELDING

COUPLING
SYSTEMS

APPENDIX B

CHEMICAL CHARTS

This chemical chart is offered as a guide only. There are many variables to be considered with each application. Ratings are for tube polymer only! For explanation of ratings see the initial page of these Chemical Charts in Appendix B. Contact customer services for chemicals or polymers not listed at 800-235-4632.

RATING SCALE

- A** = May be used for Continuous Service
- B** = May be used for Intermittent Service
- I** = Insufficient data, contact customer services
- X** = Do not use

GASKET

- T** = Teflon® **V** = Viton®
- B** = Nitrile **N** = Neoprene
- S** = Silicone

GOODYEAR ENGINEERED PRODUCTS CHEMICAL HOSE

FITTING

Temperature (°F)

	Fabchem™	Gray Flexwing®	Yellow Flexwing	Tan Flexwing	Orange Flexwing	Flexwing Petroleum	Brown Flexwing, ExtremeFlex™ Brown	Purple Flexwing, ExtremeFlex™ Purple	Green XLPE	Blue Flexwing	Chem One™ & Viper™	HI-PER®	Insta-Lock™	Insta-Lock	Insta-Lock	Insta-Lock
	UHMWPE	Butyl	Hypalon®	NR	Viton®	Nitrile	CPE	EPDM	XLPE	Alphasyn™	Teflon®	316 SS	Aluminum	Brass	Gasket	
	HOSE TUBE POLYMER												METAL			

AIR & MULTIPURPOSE
General Purpose
Heavy Duty
Push-on

CHEMICAL TRANSFER

CLEANING EQUIPMENT

FOOD Transfer
Washdown

MARINE

MATERIAL HANDLING
Abrasives
Bulk Transfer
Cement & Concrete

MINING

PETROLEUM
Aircraft Fueling
Dispensing
Dock
Transfer

SPRAY

STEAM

VACUUM

VEYANCE

WATER
Discharge
Suction & Discharge
Washdown

WELDING

COUPLING SYSTEMS

D		Fabchem™	Gray Flexwing®	Yellow Flexwing	Tan Flexwing	Orange Flexwing	Flexwing Petroleum	Brown Flexwing, ExtremeFlex™ Brown	Purple Flexwing, ExtremeFlex™ Purple	Green XLPE	Blue Flexwing	Chem One™ & Viper™	HI-PER®	Insta-Lock™	Insta-Lock	Insta-Lock	Insta-Lock
Dimethyl Carbinol	100	A	A	A	A	B	A	A	A	A	A	A	A	A	I	I	TBNS
Dinitrobenzene	100	A	X	X	X	A	X	I	I	A	B	A	I	I	I	I	TV
Diocetyl Adipate	100	A	A	X	X	X	X	X	B	A	I	A	I	I	I	I	T
Diocetyl Amine	100	A	A	X	B	I	B	I	I	A	B	A	I	I	I	I	T
Diocetyl Phthalate	100	A	B	X	X	A	X	X	X	A	A	A	A	A	I	I	TV
Diocetyl Sebacate	100	A	A	X	X	X	X	X	B	A	I	A	I	I	I	I	TV
Dioxane	100	A	B	X	X	X	X	B	X	A	A	A	A	A	I	I	T
Dioxolane	100	A	X	X	X	I	X	B	X	A	B	A	I	I	I	I	T
Diphenyl Phthalate	100	A	A	X	X	X	X	I	I	A	A	A	I	I	I	I	T
Dipropyl Ketone	100	A	B	X	X	X	X	X	I	A	A	A	I	I	I	I	T
Dipropylamine	100	A	A	X	B	I	B	B	I	A	A	A	I	I	I	I	T
Dipropylene Glycol	100	A	A	A	A	A	A	A	I	A	A	A	I	I	I	I	TVB
Disodium Phosphosphate	100	A	A	A	A	I	A	A	I	A	A	A	A	A	I	B	TB
Divinyl Benzene	100	A	X	X	X	A	X	X	X	A	B	A	I	I	I	I	TV
Dodecyl Benzene	100	A	X	X	X	A	X	I	X	A	B	A	I	I	I	I	TV
Dodecyl Toluene	100	A	X	X	X	A	X	I	X	A	B	A	I	I	I	I	TV
Dow-Per	100	A	X	X	X	A	X	I	X	A	B	A	I	I	I	I	TV
Dowtherm® A	100	A	I	X	X	A	X	X	X	A	A	A	I	A	I	I	TV
Dowtherm® E	100	A	X	X	X	A	X	X	X	A	A	I	I	X	I	I	V
Dowtherm® SR-1	100	A	A	A	A	A	A	I	I	A	A	A	I	I	I	I	TVB

E

Endolene	100	I	I	I	I	I	I	I	I	I	I	I	I	I	I	I	I
Epichlorohydrin	---	NO HOSE RECOMMENDED FOR THIS APPLICATION															
Ethanol	100	A	A	A	A	B	A	A	A	A	A	A	A	A	B	A	TBN
Ethanol Amine	100	A	A	B	B	I	B	A	B	A	B	A	A	B	I	I	TB
Ethyl Acetate	100	A	B	X	X	X	X	B	A	A	A	A	A	A	A	A	T
Ethyl Acetoacetate	100	A	B	X	X	X	X	A	B	A	A	A	B	I	I	I	T
Ethyl Acrylate	100	A	X	X	X	X	X	B	X	B	B	A	A	A	A	A	T
Ethyl Alcohol	100	A	A	A	A	A	A	A	A	A	A	A	A	B	A	I	TVBNS
Ethyl Aldehyde	---	NO HOSE RECOMMENDED FOR THIS APPLICATION															
Ethyl Aluminum Dichloride	100	X	X	X	X	B	X	I	X	B	I	A	I	I	I	I	TV
Ethyl Benzene	100	A	X	X	X	A	X	X	X	A	B	A	A	A	X	I	TV
Ethyl Butanol	100	A	A	A	A	B	A	A	A	A	A	A	I	I	I	I	TB

APPENDIX



APPENDIX B

CHEMICAL CHARTS

This chemical chart is offered as a guide only. There are many variables to be considered with each application. Ratings are for tube polymer only! For explanation of ratings see the initial page of these Chemical Charts in Appendix B. Contact customer services for chemicals or polymers not listed at 800-235-4632.

RATING SCALE		GOODYEAR ENGINEERED PRODUCTS CHEMICAL HOSE													FITTING		
A = May be used for Continuous Service																	
B = May be used for Intermittent Service																	
I = Insufficient data, contact customer services																	
X = Do not use																	
GASKET		Temperature (°F)	HOSE TUBE POLYMER													METAL	
T = Teflon®	V = Viton®		UHMWPE	Butyl	Hypalon®	NR	Viton®	Nitrile	CPE	EPDM	XLPE	Alphasyn™	Teflon®	316 SS	Aluminum	Brass	Gasket
B = Nitrile	N = Neoprene																
S = Silicone																	
E																	
Ethyl Butyl Acetate	100	A	A	B	X	X	X	I	I	A	B	A	I	I	I	T	
Ethyl Butyl Alcohol	100	A	A	A	A	B	A	A	A	A	A	A	I	I	I	TB	
Ethyl Butyl Amine	100	A	A	X	B	I	B	I	I	I	I	A	I	I	I	TB	
Ethyl Butyl Ketone	100	A	B	X	X	X	X	X	I	A	A	A	I	I	I	T	
Ethyl Butyraldehyde	100	A	B	X	X	X	X	X	I	A	B	A	I	I	I	T	
Ethyl Chloride	---	NO HOSE RECOMMENDED FOR THIS APPLICATION															
Ethyl Dichloride	100	B	X	X	X	B	X	X	X	B	B	A	I	I	I	TV	
Ethyl Ether	---	NO HOSE RECOMMENDED FOR THIS APPLICATION															
Ethyl Formate	100	A	B	X	X	X	X	A	B	A	A	A	A	I	I	TV	
Ethyl Hexanol	100	A	A	A	A	B	A	A	A	A	A	A	I	I	I	TBN	
Ethyl Hexoic Acid	100	A	X	B	X	I	X	I	I	A	A	A	I	I	I	T	
Ethyl Hexyl Acetate	100	A	A	B	X	X	X	I	I	A	B	A	I	I	I	T	
Ethyl Hexyl Alcohol	100	A	A	A	A	B	A	A	A	A	A	A	I	I	I	TBN	
Ethyl Iodide	100	X	X	X	X	B	X	X	X	B	B	A	I	I	I	TV	
Ethyl Isobutyl Ether	100	A	X	B	X	I	B	I	X	A	B	A	I	I	I	T	
Ethyl Methyl Ketone	100	A	B	X	X	X	X	I	I	A	A	A	A	A	A	T	
Ethyl Oxalate	100	A	A	X	A	I	X	A	X	A	B	A	I	I	I	TV	
Ethyl Phthalate	100	A	A	X	X	X	X	B	I	A	I	A	I	I	I	T	
Ethyl Propyl Ether	100	A	X	B	X	I	B	A	X	A	B	A	I	I	I	TB	
Ethyl Propyl Ketone	100	A	B	X	X	X	X	I	I	A	A	A	I	I	I	T	
Ethyl Silicate	100	A	A	I	X	I	A	A	I	A	A	A	A	I	I	TBN	
Ethyl Sulfate	100	A	B	X	X	X	X	A	I	A	A	A	X	I	I	TBS	
Ethylamine	---	NO HOSE RECOMMENDED FOR THIS APPLICATION															
Ethylene Bromide	100	X	X	X	X	B	X	I	X	B	B	A	A	X	I	TV	
Ethylene Chloride	100	B	X	X	X	B	X	I	X	B	B	A	A	B	I	TV	
Ethylene Diamine	100	A	A	X	B	I	B	I	B	A	I	A	A	I	I	TB	
Ethylene Dibromide	100	X	X	X	X	B	X	I	X	B	B	A	A	X	I	TV	
Ethylene Dichloride	100	B	X	X	X	B	X	X	X	B	A	A	A	B	I	TV	
Ethylene Glycol	150	A	A	A	A	A	A	A	A	A	A	A	A	A	I	TVBNS	
Ethylhexil Phosphorodieth	100	I	X	X	I	I	A	A	X	X	I	I	I	I	I	B	
Ex-Tri	100	A	X	X	X	A	X	I	I	A	B	A	I	I	I	TV	

AIR & MULTIPURPOSE
General Purpose
Heavy Duty
Push-on

CHEMICAL TRANSFER

CLEANING EQUIPMENT

FOOD Transfer
Washdown

MARINE

MATERIAL HANDLING
Abrasives
Bulk Transfer
Cement & Concrete

MINING

PETROLEUM
Aircraft Fueling
Dispensing
Dock Transfer

SPRAY

STEAM

VACUUM

VEYANCE

WATER Discharge
Suction & Discharge
Washdown

WELDING

COUPLING SYSTEMS

APPENDIX



APPENDIX B

CHEMICAL CHARTS

This chemical chart is offered as a guide only. There are many variables to be considered with each application. Ratings are for tube polymer only! For explanation of ratings see the initial page of these Chemical Charts in Appendix B. Contact customer services for chemicals or polymers not listed at 800-235-4632.

RATING SCALE

- A** = May be used for Continuous Service
- B** = May be used for Intermittent Service
- I** = Insufficient data, contact customer services
- X** = Do not use

GASKET

- T** = Teflon® **V** = Viton®
- B** = Nitrile **N** = Neoprene
- S** = Silicone

GOODYEAR ENGINEERED PRODUCTS CHEMICAL HOSE

FITTING

Temperature (°F)

	Temperature (°F)	HOSE TUBE POLYMER												METAL			
		UHMWPE	Butyl	Hypalon®	NR	Viton®	Nitrile	CPE	EPDM	XLPE	Alphasyn™	Teflon®	316 SS	Aluminum	Brass	Castel	
F																	
Ferric Bromide	150	A	A	A	A	A	A	A	A	A	A	A	I	I	I	TVB	
Ferric Chloride	150	A	A	A	A	A	A	A	A	A	A	A	X	X	X	TVBNS	
Ferric Sulfate	150	A	A	A	A	A	A	A	A	A	A	A	A	X	X	TVBN	
Ferrous Acetate	100	A	A	A	X	X	X	I	I	A	A	A	I	I	I	T	
Ferrous Chloride	150	A	A	A	A	B	A	A	A	A	A	A	I	X	X	T B	
Ferrous Hydroxide	100	A	A	B	A	X	B	I	I	A	A	A	B	I	I	T N	
Ferrous Sulfate	150	A	A	A	A	A	A	A	A	A	A	A	B	X	X	TVBN	
Fluoboric Acid 65%	150	B	A	A	A	I	I	A	I	I	A	A	I	I	X	T N	
Fluorine (wet)	100	X	X	X	X	X	X	X	X	X	X	B	X	X	X	T	
Fluosilicic Acid 50%	150	B	A	A	A	I	I	A	I	I	A	A	A	X	X	T N	
Formaldehyde 40%	100	A	A	A	B	B	A	A	A	A	A	A	A	B	I	T B	
Formalin	100	A	A	A	B	A	A	A	A	A	A	A	A	B	I	TVB	
Formic Acid	100	A	A	X	B	X	X	A	A	B	A	A	B	I	X	T V	
Freon® 12	100	A	X	X	X	B	B	I	X	B	X	A	A	I	I	T N	
Freon® 22	100	A	X	X	X	X	X	I	I	B	X	A	A	I	I	T N	
Fuel A (ASTM)	100	B	X	X	X	A	A	I	X	B	B	A	A	A	A	TVB	
Fuel B (ASTM)	100	B	X	X	X	A	A	I	X	B	B	A	I	I	I	TVB	
Fuel Oil	100	A	X	X	X	A	A	X	X	B	B	A	A	A	I	TVB	
Furfural	100	A	A	I	I	X	X	A	B	A	A	A	A	A	X	T	
Furfuryl Alcohol	100	A	X	I	I	X	I	A	I	A	A	A	A	A	I	T	
G																	
Gallic Acid	100	A	B	I	A	I	I	A	B	I	B	A	B	I	I	T S	
Gasoline	100	B	X	X	X	A	A	B	X	B	B	A	A	I	I	TVB	
Glacial Acetic Acid	100	A	B	X	X	X	X	B	A	A	A	A	A	B	X	T	
Gluconic Acid	100	A	X	B	X	I	X	A	I	A	A	A	X	X	A	T	
Glycerin	100	A	A	A	A	A	A	A	A	B	A	A	A	A	A	TVBNS	
Glyphosate	100	A	I	I	I	I	I	I	A	I	I	I	I	I	I	I	
Graffinite	100	I	X	X	X	X	A	A	X	X	I	I	I	I	I	B	
Grease	100	A	X	X	X	A	A	I	X	B	A	A	A	A	A	TVB	
Green Sulfate Liquor	150	A	A	A	A	I	A	A	A	A	A	A	A	X	X	TBS	
H																	
Heptanal	100	A	X	X	X	X	X	X	I	A	I	A	I	I	I	T B	
Heptane	100	A	X	X	X	A	A	A	X	B	B	A	A	A	I	TVB	

AIR &
MULTIPURPOSE
General Purpose
Heavy Duty
Push-on

CHEMICAL
TRANSFER

CLEANING
EQUIPMENT

FOOD
Transfer
Washdown

MARINE

MATERIAL
HANDLING
Abrasives
Bulk Transfer
Cement & Concrete

MINING

PETROLEUM
Aircraft Fueling
Dispensing
Dock
Transfer

SPRAY

STEAM

VACUUM

VEYANCE

WATER
Discharge
Suction &
Discharge
Washdown

WELDING

COUPLING
SYSTEMS

APPENDIX



APPENDIX B

CHEMICAL CHARTS

This chemical chart is offered as a guide only. There are many variables to be considered with each application. Ratings are for tube polymer only! For explanation of ratings see the initial page of these Chemical Charts in Appendix B. Contact customer services for chemicals or polymers not listed at 800-235-4632.

H	Temperature (°F)	GOODYEAR ENGINEERED PRODUCTS CHEMICAL HOSE												FITTING					
		Fabchem™	Gray Flexwing®	Yellow Flexwing	Tan Flexwing	Orange Flexwing	Flexwing Petroleum	Brown Flexwing	ExtremeFlex™ Brown	Purple Flexwing	ExtremeFlex™ Purple	Green XLPE	Blue Flexwing	Chem One™ & Viper™	HI-PER®	Insta-Lock™	Insta-Lock	Insta-Lock	Insta-Lock
		UHMWPE	Butyl	Hypalon®	NR	Viton®	Nitrile	CPE	EPDM	XLPE	Alphasyn™	Teflon®	316 SS	Aluminum	Brass	Basket			
		HOSE TUBE POLYMER												METAL					
Heptane Carboxylic Acid	100	A	X	B	X	A	X	A	I	A	A	A	I	I	I	T	V		
Hexaldehyde	100	A	X	X	X	X	X	I	X	A	B	A	A	A	I	T			
Hexane	100	B	X	X	X	A	A	B	X	B	B	A	A	A	A	TVB			
Hexanol	100	A	A	A	A	B	A	A	A	A	A	A	A	I	I	TB			
Hexyl Methyl Ketone	100	A	B	X	X	X	X	I	I	A	A	A	I	I	I	T			
Hexylamine	100	A	B	X	X	X	X	B	I	A	B	A	I	I	I	T			
Hexylene	100	X	X	X	X	A	A	I	X	X	I	A	I	I	I	TVB			
Hexylene Glycol	150	A	A	A	A	A	A	A	I	A	A	A	A	B	A	TVBN			
Hexyl-Alcohol	100	A	A	A	A	B	A	A	X	A	A	A	A	I	I	TB			
Hi-Tri	100	A	X	X	X	A	X	I	X	A	B	A	I	I	I	TV			
Hydrobromic Acid (37%)	150	B	A	A	A	I	X	A	A	I	A	A	X	X	X	TN			
Hydrochloric Acid 38% concentrated, fuming acid	125	A	B	X	I	I	X	X	I	A	I	A	X	X	X	T			
Hydrochloric Acid 37%	125	A	B	A	B	X	X	A	B	A	A	A	X	X	X	T			
Hydrofluoric Acid (10%)	125	A	A	A	X	I	X	A	I	A	A	A	A	X	X	TN			
Hydrofluosilicic Acid	150	B	B	A	A	I	I	A	A	I	A	A	A	X	X	T			
Hydrogen Dioxide 10%	100	B	X	X	X	A	X	I	I	I	I	A	A	B	X	TV			
Hydrogen Dioxide over 10%	100	B	X	X	X	I	X	I	X	I	I	A	I	I	X	T			
Hydrogen Gas	---	NO HOSE RECOMMENDED FOR THIS APPLICATION																	
Hydrogen Peroxide 10% to 50%	100	B	X	X	X	A	X	A	I	I	I	A	I	B	I	TVS			
Hydrogen Peroxide over 50%	100	X	X	X	X	X	X	X	X	X	I	A	A	I	X	T			
Iodine	100	A	I	A	I	I	I	A	I	B	I	A	I	I	X	TVB			
Iron Acetate	100	A	A	A	X	X	X	I	I	A	A	A	I	I	I	TNS			
Iron Hydroxide	100	A	A	B	X	X	B	I	I	A	A	A	I	I	I	TN			
Iron Salts	150	A	A	A	A	A	A	A	A	A	A	A	I	I	I	TVBN			
Iron Sulfate	150	A	A	A	A	A	A	A	A	A	A	A	I	I	I	TVBN			
Iron Sulfide	150	A	A	A	A	A	A	A	A	A	A	A	I	I	I	TVB			
Isoamyl Acetate	100	A	A	B	X	X	X	I	X	A	B	A	I	I	I	T			
Isoamyl Alcohol	100	A	A	A	A	B	A	A	A	A	A	A	A	I	A	TBN			
Isoamyl Bromide	100	B	X	X	X	B	X	I	X	B	I	A	I	I	I	TV			
Isoamyl Butyrate	100	B	X	X	X	X	X	I	I	B	B	A	I	I	I	T			
Isoamyl Chloride	100	X	X	X	X	B	X	I	I	X	B	A	I	I	I	TV			

AIR & MULTIPURPOSE
General Purpose
Heavy Duty
Push-on

CHEMICAL TRANSFER

CLEANING EQUIPMENT

FOOD Transfer
Washdown

MARINE

MATERIAL HANDLING
Abrasives
Bulk Transfer
Cement & Concrete

MINING

PETROLEUM
Aircraft Fueling
Dispensing
Dock Transfer

SPRAY

STEAM

VACUUM

VEYANCE

WATER
Discharge
Suction & Discharge
Washdown

WELDING

COUPLING SYSTEMS

APPENDIX



APPENDIX B

CHEMICAL CHARTS

This chemical chart is offered as a guide only. There are many variables to be considered with each application. Ratings are for tube polymer only! For explanation of ratings see the initial page of these Chemical Charts in Appendix B. Contact customer services for chemicals or polymers not listed at 800-235-4632.

RATING SCALE

- A** = May be used for Continuous Service
- B** = May be used for Intermittent Service
- I** = Insufficient data, contact customer services
- X** = Do not use

GASKET

- T** = Teflon® **V** = Viton®
- B** = Nitrile **N** = Neoprene
- S** = Silicone

GOODYEAR ENGINEERED PRODUCTS CHEMICAL HOSE

FITTING

Temperature (°F)

	Temperature (°F)	HOSE TUBE POLYMER												METAL			
		UHMWPE	Butyl	Hypalon®	NR	Viton®	Nitrile	CPE	EPDM	XLPE	Alphasyn™	Teflon®	316 SS	Aluminum	Brass	Castel	
I																	
Isoamyl Ether	100	A	X	B	X	I	B	I	X	A	I	A	I	I	I	T	
Isoamyl Phthalate	100	A	A	X	X	X	X	I	I	A	I	A	I	I	I	T	
Isobutane	---	NO HOSE RECOMMENDED FOR THIS APPLICATION															
Isobutanol	100	A	A	A	A	B	A	A	A	A	A	A	A	I	I	TBNS	
Isobutyl Acetate	100	A	A	B	X	X	X	B	X	A	B	A	A	B	I	T	
Isobutyl Alcohol	100	A	A	A	A	B	X	A	A	A	A	A	A	I	I	TNS	
Isobutyl Aldehyde	100	A	B	X	X	X	X	B	I	A	B	A	I	I	I	T	
Isobutyl Amine	100	A	B	X	X	X	X	I	I	A	B	A	I	I	I	T	
Isobutyl Bromide	100	B	X	X	X	B	X	I	X	X	I	A	I	I	I	TV	
Isobutyl Carbinol	100	A	A	A	A	B	A	A	A	A	A	A	A	I	A	TBN	
Isobutyl Chloride	100	B	X	X	X	B	X	I	X	X	I	A	I	I	I	TV	
Isobutyl Ether	100	A	X	B	X	I	X	I	X	A	I	A	I	I	I	TB	
Isobutylene	100	A	X	X	X	A	X	I	X	A	B	A	I	I	I	TV	
Isooctane	100	B	X	X	X	A	A	I	X	B	B	A	A	A	A	TVBS	
Isopentane	---	NO HOSE RECOMMENDED FOR THIS APPLICATION															
Isophorone	100	B	A	I	I	I	X	I	A	B	B	A	B	A	I	T	
Isopropanol	100	A	A	A	A	B	A	A	A	A	A	A	A	I	I	TVBS	
Isopropanol Amine	100	A	A	X	B	X	B	I	I	A	B	A	I	I	I	TB	
Isopropyl Acetate	100	A	A	X	X	X	X	B	X	A	A	A	A	I	I	T	
Isopropyl Alcohol	100	A	A	A	A	B	A	A	A	A	A	A	A	I	I	TBNS	
Isopropyl Amine	100	A	B	X	X	X	X	I	I	A	B	A	I	I	I	T	
Isopropyl Benzene	100	A	X	X	X	A	X	X	X	A	B	A	I	I	I	TV	
Isopropyl Chloride	---	NO HOSE RECOMMENDED FOR THIS APPLICATION															
Isopropyl Ether	100	A	X	B	X	I	X	I	X	A	B	A	A	I	I	TB	
Isopropyl Toluene	100	A	X	X	X	A	X	I	X	A	I	A	I	I	I	TV	
J																	
Jet Fuels	---	SPECIAL HOSE REQUIRED															
K																	
Kerosene	100	A	X	X	X	A	A	A	X	A	A	A	A	A	I	TVB	
L																	
Lauryl Alcohol	100	A	A	A	A	B	A	A	A	A	A	A	I	I	I	TB	
Lead Acetate	100	A	A	X	X	X	X	A	B	A	A	A	A	X	X	T	

AIR &
MULTIPURPOSE
General Purpose
Heavy Duty
Push-on

CHEMICAL
TRANSFER

CLEANING
EQUIPMENT

FOOD
Transfer
Washdown

MARINE

MATERIAL
HANDLING
Abrasives
Bulk Transfer
Cement & Concrete

MINING

PETROLEUM
Aircraft Fueling
Dispensing
Dock
Transfer

SPRAY

STEAM

VACUUM

VEYANCE

WATER
Discharge
Suction &
Discharge
Washdown

WELDING

COUPLING
SYSTEMS

APPENDIX



APPENDIX B

CHEMICAL CHARTS

This chemical chart is offered as a guide only. There are many variables to be considered with each application. Ratings are for tube polymer only! For explanation of ratings see the initial page of these Chemical Charts in Appendix B. Contact customer services for chemicals or polymers not listed at 800-235-4632.

RATING SCALE		GOODYEAR ENGINEERED PRODUCTS CHEMICAL HOSE													FITTING		
A = May be used for Continuous Service																	
B = May be used for Intermittent Service																	
I = Insufficient data, contact customer services																	
X = Do not use																	
GASKET		Temperature (°F)	HOSE TUBE POLYMER													METAL	
T = Teflon®	V = Viton®		UHMWPE	Butyl	Hypalon®	NR	Viton®	Nitrile	CPE	EPDM	XLPE	Alphasyn™	Teflon®	316 SS	Aluminum	Brass	Gasket
B = Nitrile	N = Neoprene																
S = Silicone																	
L																	
Lead Sulfate	150	A	A	A	A	A	A	A	A	A	A	A	A	X	X	TVBN	
Ligroin	100	A	X	X	X	A	A	I	X	A	B	A	A	A	I	TVB	
Linseed Oil	100	A	A	B	X	A	A	A	B	I	A	A	A	I	A	TVBNS	
Liquefied Natural Gas (LNG)	---	NO HOSE RECOMMENDED FOR THIS APPLICATION															
Liquefied Petroleum Gas (LPG)	---	NO HOSE RECOMMENDED FOR THIS APPLICATION															
Lubricating Oils	100	A	X	X	X	A	A	I	X	A	I	A	A	A	A	TVB	
M																	
MIBK	100	A	X	X	X	X	X	X	X	A	B	A	X	X	X	T	
M.E.K.	100	A	X	X	X	X	X	X	X	A	B	A	X	X	X	T	
Magnesium Acetate	100	A	A	A	X	X	X	A	I	A	A	A	I	I	I	T	
Magnesium Chloride	150	A	A	A	A	A	A	A	A	A	A	A	A	X	I	TVBS	
Magnesium Hydrate	150	A	A	B	A	B	B	I	I	A	A	A	A	X	I	TN	
Magnesium Hydroxide	150	A	A	B	A	B	B	A	A	A	A	A	A	X	I	TVBN	
Magnesium Sulfate	150	A	A	A	A	A	A	A	B	A	A	A	A	I	I	TVBNS	
Maleic Acid	100	A	X	X	X	I	X	I	I	B	I	A	A	B	X	TV	
Malic Acid	150	B	I	A	A	I	I	I	I	I	I	A	A	B	X	TVBNS	
Manganese Sulfate	150	A	A	A	X	A	A	A	A	A	A	A	A	I	I	TVBN	
Manganese Sulfide	150	A	A	A	X	A	A	A	A	A	A	A	I	I	I	TVB	
Manganese Sulfite	150	A	A	A	X	A	A	A	A	A	A	A	I	I	I	TVB	
Methanol	100	A	A	A	A	X	A	A	A	A	A	A	A	I	I	TB	
Mesityl Oxide	100	A	B	X	X	X	X	B	X	A	B	A	A	I	I	T	
Methyl Alcohol	100	A	A	A	A	B	A	A	A	A	A	A	I	I	I	TB	
Methyl (Wood) Alcohol	100	A	A	A	A	X	A	A	A	A	A	A	A	I	I	TBNS	
Methyl Acetate	100	A	A	B	X	X	X	A	A	A	A	A	A	I	I	T	
Methyl Acetoacetate	100	A	B	X	X	X	X	A	I	A	A	A	I	I	I	T	
Methyl Acetone	---	NO HOSE RECOMMENDED FOR THIS APPLICATION															
Methyl Amyl Acetate	100	B	A	B	X	X	X	I	X	A	B	A	I	I	I	T	
Methyl Amyl Alcohol	100	A	A	A	A	B	A	A	A	A	A	A	I	I	I	TBN	
Methyl Amyl Carbinol	100	A	A	A	A	B	A	A	A	A	A	A	I	I	I	TB	
Methyl Amyl Ketone	100	A	B	X	X	X	X	X	I	A	B	A	I	I	I	T	
Methyl Benzene	100	A	X	X	X	A	X	X	X	A	B	A	A	A	A	TV	
Methyl Butanol	100	A	A	A	A	B	A	A	I	A	A	A	A	I	A	TBN	

AIR & MULTIPURPOSE
General Purpose
Heavy Duty
Push-on

CHEMICAL TRANSFER

CLEANING EQUIPMENT

FOOD Transfer
Washdown

MARINE

MATERIAL HANDLING

Abrasives
Bulk Transfer
Cement & Concrete

MINING

PETROLEUM
Aircraft Fueling

Dispensing
Dock Transfer

SPRAY

STEAM

VACUUM

VEYANCE

WATER
Discharge

Suction & Discharge
Washdown

WELDING

COUPLING SYSTEMS



APPENDIX B

CHEMICAL CHARTS

This chemical chart is offered as a guide only. There are many variables to be considered with each application. Ratings are for tube polymer only! For explanation of ratings see the initial page of these Chemical Charts in Appendix B. Contact customer services for chemicals or polymers not listed at 800-235-4632.

RATING SCALE

- A** = May be used for Continuous Service
- B** = May be used for Intermittent Service
- I** = Insufficient data, contact customer services
- X** = Do not use

GASKET

- T** = Teflon® **V** = Viton®
- B** = Nitrile **N** = Neoprene
- S** = Silicone

M

GOODYEAR ENGINEERED PRODUCTS CHEMICAL HOSE

FITTING

Temperature (°F)

Temperature (°F)	HOSE TUBE POLYMER												METAL			
	UHMWPE	Butyl	Hypalon®	NR	Viton®	Nitrile	CPE	EPDM	XLPE	Alphasyn™	Teflon®	316 SS	Aluminum	Brass	Gasket	

Methyl Butanone	100	A	B	X	X	X	X	B	B	A	B	A	I	I	I	T
Methyl Butyl Ketone	100	A	B	X	X	X	X	X	I	A	B	A	A	B	I	T
Methyl Carbitol	100	A	A	A	X	I	X	A	I	A	A	A	I	I	I	T
Methyl Cellosolve	100	A	A	A	X	I	X	A	A	A	A	A	A	B	A	T
Methyl Chloride	---	NO HOSE RECOMMENDED FOR THIS APPLICATION														
Methyl Cyclohexane	100	A	X	X	X	B	X	B	X	B	I	A	I	I	I	TV
Methyl Ethyl Ketone (M.E.K.)	100	A	X	X	X	X	X	X	X	A	B	A	X	X	X	T
Methyl Hexanol	100	A	A	A	B	A	A	A	A	A	A	A	I	I	I	TVB
Methyl Hexanone	100	A	B	X	X	X	X	X	I	A	B	A	I	I	I	T
Methyl Hexyl Ketone	100	A	B	X	X	X	X	X	I	A	B	A	I	I	I	T
Methyl Isobutyl Carbinol	100	A	A	A	A	B	A	A	A	A	A	A	B	I	I	TBN
Methyl Isobutyl Ketone (MIBK)	100	A	X	X	X	X	X	X	X	A	B	A	X	X	X	T
Methyl Isopropyl Ketone	100	A	B	X	X	X	X	B	B	A	B	A	A	I	I	T
Methyl Normal Amyl Ketone	100	A	B	X	X	X	X	I	I	A	B	A	I	I	I	T
Methyl Propyl Carbinol	100	A	A	A	A	B	A	A	A	A	A	A	I	I	I	TB
Methyl Propyl Ether	100	A	X	B	X	I	X	I	X	A	B	A	I	I	I	T
Methyl Propyl Ketone	100	A	B	X	X	X	X	B	I	A	B	A	I	I	I	T
Methyl Tertiary Butyl Ether (MTBE) 100% Concentratel	100	X	X	X	X	X	X	X	X	A	B	I	I	I	I	I
Methylallyl Acetate	100	A	A	B	X	X	X	I	A	A	A	A	I	I	I	T
Methylallyl Chloride	100	A	X	X	X	X	X	X	I	B	I	A	I	I	I	T
Methyldiethanolamine	100	A	X	X	X	X	A	A	X	A	A	A	I	I	I	TB
Methylene Bromide	100	B	X	X	X	B	X	I	X	B	A	A	I	I	I	TV
Methylene Chloride	---	NO HOSE RECOMMENDED FOR THIS APPLICATION														
Metribuzin	100	A	I	I	I	I	I	I	A	I	I	A	I	I	I	T
Mineral Spirits	100	A	X	X	X	B	A	I	X	A	B	A	A	A	I	TB
Monochloroacetic Acid	100	A	X	X	B	I	X	A	X	A	A	A	A	X	X	T
Monochlorobenzene	100	B	X	X	X	A	X	X	X	B	B	A	A	B	B	TV
Monochlorodifluoromethane	100	I	X	X	X	X	X	I	I	I	I	A	A	I	I	TN
Monoethanol Amine	100	A	A	X	B	I	B	A	B	A	B	A	A	B	I	TN
Monoethyl Amine	---	NO HOSE RECOMMENDED FOR THIS APPLICATION														
Monoisopropanol Amine	100	A	A	X	B	I	B	I	I	A	B	A	I	I	I	TB
Muriatic Acid	125	A	X	X	A	I	X	A	X	A	A	A	X	X	X	T

AIR & MULTIPURPOSE
General Purpose
Heavy Duty
Push-on

CHEMICAL TRANSFER

CLEANING EQUIPMENT

FOOD Transfer
Washdown

MARINE

MATERIAL HANDLING
Abrasives
Bulk Transfer
Cement & Concrete

MINING

PETROLEUM
Aircraft Fueling
Dispensing
Dock
Transfer

SPRAY

STEAM

VACUUM

VEYANCE

WATER
Discharge
Suction & Discharge
Washdown

WELDING

COUPLING SYSTEMS

APPENDIX



APPENDIX B

CHEMICAL CHARTS

This chemical chart is offered as a guide only. There are many variables to be considered with each application. Ratings are for tube polymer only! For explanation of ratings see the initial page of these Chemical Charts in Appendix B. Contact customer services for chemicals or polymers not listed at 800-235-4632.

RATING SCALE		GOODYEAR ENGINEERED PRODUCTS CHEMICAL HOSE											FITTING				
A = May be used for Continuous Service																	
B = May be used for Intermittent Service																	
I = Insufficient data, contact customer services		HOSE TUBE POLYMER											METAL				
X = Do not use		GASKET															
T = Teflon®		V = Viton® B = Nitrile N = Neoprene S = Silicone															
N																	
N/Methylpyrrolidone	100	A	X	X	X	X	X	X	X	X	A	I	A	I	I	I	T
Napththa	100	A	X	X	X	A	A	A	X	A	A	A	A	A	I	TVBN	
Naphthalene	100	A	X	X	X	A	X	I	X	A	I	A	A	B	I	TV	
Natural Gas	---	NO HOSE RECOMMENDED FOR THIS APPLICATION															
Neohexane	100	A	X	X	X	A	A	B	X	A	B	A	A	A	I	TVB	
Neu-Tri	100	A	X	X	X	A	X	I	X	A	B	A	I	I	I	TV	
Nickel Chloride	150	A	A	A	A	A	A	A	A	A	A	A	B	X	X	TVBS	
Nickel Nitrate	150	A	A	A	A	A	A	A	A	A	A	A	B	X	X	TVBN	
Nickel Sulfate	150	A	A	A	A	A	A	A	A	A	A	A	A	X	X	TVBNS	
Nitric Acid 25%	100	B	B	X	X	X	X	X	X	B	A	A	A	X	X	TV	
Nitric Acid 37%	100	X	X	X	X	X	X	X	X	X	A	A	A	X	X	TV	
Nitric Acid 40%-60%	100	X	X	X	X	X	X	X	X	X	B	A	B	X	X	TV	
Nitric Acid 70%	100	X	X	X	X	X	X	X	X	X	B	A	B	X	X	T	
Nitro Benzene	100	A	X	X	X	B	X	X	X	A	B	A	A	B	X	T	
Nitrogen Gas	100	A	A	A	A	A	A	A	A	A	A	A	A	I	I	TVBNS	
Nitrous Oxide	100	A	A	A	A	A	A	A	A	A	A	A	A	I	X	TVBNS	
Nonenes	100	A	X	X	X	A	A	I	X	A	B	A	I	I	I	V B	
O																	
Octadecanoic Acid	100	A	B	X	X	I	A	A	B	A	A	A	A	B	A	T B	
Octane	100	B	X	X	X	A	A	A	X	B	B	A	B	I	B	TVB	
Octanol	100	A	A	A	A	B	A	A	X	A	A	A	A	I	I	TBN	
Octyl Acetate	100	A	A	A	X	X	X	X	I	A	B	A	I	I	I	T	
Octyl Alcohol	100	A	A	A	A	B	A	A	X	A	A	A	A	I	I	T B	
Octyl Aldehyde	100	A	X	X	X	X	X	I	I	A	I	A	I	I	I	T	
Octyl Amine	100	A	B	X	X	X	X	B	I	A	B	A	I	I	I	T	
Octyl Carbinol	100	A	A	A	A	B	A	A	A	A	A	A	I	I	I	T B	
Octylene Glycol	100	A	A	A	A	A	A	A	A	A	A	A	I	I	I	TVB	
Oil Petroleum	100	B	X	X	X	A	A	A	X	A	B	A	A	A	X	TVB	
Oleic Acid	100	A	B	X	X	I	B	A	X	A	B	A	A	B	X	T B	
Oleum	100	X	X	X	X	X	X	X	X	X	X	A	I	X	X	TV	
Organic Fatty Acids	100	A	X	X	X	X	A	A	X	A	B	A	A	I	I	T B	
Orthodichlorobenzene	100	A	X	X	X	A	X	I	X	A	B	A	I	I	I	TV	

AIR & MULTIPURPOSE
General Purpose
Heavy Duty
Push-on

CHEMICAL TRANSFER

CLEANING EQUIPMENT

FOOD Transfer
Washdown

MARINE

MATERIAL HANDLING

Abrasives
Bulk Transfer
Cement & Concrete

MINING

PETROLEUM
Aircraft Fueling

Dispensing
Dock Transfer

SPRAY

STEAM

VACUUM

VEYANCE

WATER Discharge
Suction & Discharge
Washdown

WELDING

COUPLING SYSTEMS

APPENDIX B

CHEMICAL CHARTS

This chemical chart is offered as a guide only. There are many variables to be considered with each application. Ratings are for tube polymer only! For explanation of ratings see the initial page of these Chemical Charts in Appendix B. Contact customer services for chemicals or polymers not listed at 800-235-4632.

AIR &
MULTIPURPOSE
General Purpose
Heavy Duty
Push-on

CHEMICAL
TRANSFER

CLEANING
EQUIPMENT

FOOD
Transfer
Washdown

MARINE

MATERIAL
HANDLING

Abrasives
Bulk Transfer
Cement & Concrete

MINING

PETROLEUM
Aircraft Fueling

Dispensing
Dock
Transfer

SPRAY

STEAM

VACUUM

VEYANCE

WATER
Discharge
Suction &
Discharge
Washdown

WELDING

COUPLING
SYSTEMS

	Temperature (°F)	GOODYEAR ENGINEERED PRODUCTS CHEMICAL HOSE											FITTING				
		Fabchem™	Gray Flexwing®	Yellow Flexwing	Tan Flexwing	Orange Flexwing	Flexwing Petroleum	Brown Flexwing, ExtremeFlex™ Brown	Purple Flexwing, ExtremeFlex™ Purple	Green XLPE	Blue Flexwing	Chem One™ & Viper™	HI-PER®	Insta-Lock™	Insta-Lock	Insta-Lock	Insta-Lock
		UHMWPE	Butyl	Hypalon®	NR	Viton®	Nitrile	CPE	EPDM	XLPE	Alphasyn™	Teflon®	316 SS	Aluminum	Brass	Gasket	
		HOSE TUBE POLYMER											METAL				
O																	
Orthodichlorobenzol	100	A	X	X	X	A	X	I	X	A	I	A	I	I	I	TV	
Orthoxylene	100	B	X	X	X	A	X	I	X	A	B	A	I	I	I	TV	
Oxalic Acid	100	A	A	X	X	I	X	A	B	I	B	A	A	B	X	TS	
Oxygen	---	NO HOSE RECOMMENDED FOR THIS APPLICATION															
Ozone	100	A	B	B	X	I	X	A	A	I	B	A	I	I	I	TS	
P																	
Palmitic Acid	100	A	A	B	X	I	A	A	B	B	B	A	A	I	X	TBS	
Papermakers Alum	150	A	A	A	A	A	A	A	A	A	A	A	I	I	I	TVBN	
Paradichlorobenzol	100	B	X	X	X	A	X	I	X	A	I	A	I	I	I	TV	
Paraffin	150	A	B	X	X	A	A	A	X	X	I	A	A	A	A	TVB	
Paraldehyde	100	A	B	X	X	X	X	I	B	A	B	A	A	A	I	T	
Paraxylene	100	A	X	X	X	A	X	I	X	A	B	A	I	I	I	TV	
Pelargonic Acid	100	A	A	X	X	I	A	I	I	A	I	A	I	I	I	TB	
Pentachloroethane	100	A	X	X	X	A	X	I	X	A	I	A	A	B	X	TV	
Pentane	---	NO HOSE RECOMMENDED FOR THIS APPLICATION															
Pentanol	100	A	A	A	A	B	A	A	A	A	A	A	I	I	I	TBN	
Pentanone	100	A	B	X	X	X	X	B	I	A	B	A	I	I	I	T	
Perchloroethylene	100	B	X	X	X	A	X	X	X	A	B	A	A	B	X	TV	
Petroleum Ether (Ligroin)	100	A	X	X	X	A	A	A	X	A	B	A	A	A	I	TVB	
Petroleum - Crude	100	A	X	X	X	A	A	A	X	A	B	A	A	A	X	TVB	
Petroleum Oils	100	A	X	X	X	A	A	A	X	A	B	A	A	A	X	TVB	
Phenol	125	A	A	X	X	A	X	A	X	A	B	A	A	B	B	TV	
Phenolsulfonic Acid	100	X	X	X	X	X	X	A	I	B	B	A	B	I	I	T	
Phenyl Chloride	100	A	X	X	X	A	X	X	X	A	B	A	A	B	I	TV	
Phosphoric Acid 10%	150	A	A	A	A	X	A	A	A	A	A	A	A	X	X	TVBN	
Phosphoric Acid 10-85%	100	A	A	A	B	X	X	A	A	A	A	A	A	X	I	TVN	
Pine Oil	100	A	X	X	X	A	X	B	X	A	B	A	A	I	X	TV	
Pinene	100	A	X	X	X	A	B	B	X	A	B	A	B	I	I	TV	
Polyethylene Glycol	150	A	A	A	A	A	A	A	A	A	A	A	I	I	I	TVBN	
Polypropylene Glycol	150	A	A	A	A	A	A	A	A	A	A	A	I	I	I	TVB	
Potassium Acetate	100	A	A	B	X	X	X	A	B	A	A	A	A	X	X	TB	
Potassium Bisulfate	150	A	A	A	A	A	A	A	A	A	A	A	A	I	X	TVBN	
Potassium Bisulfite	150	A	A	A	A	A	A	A	A	A	A	A	I	I	I	TVBN	

APPENDIX



APPENDIX B

CHEMICAL CHARTS

This chemical chart is offered as a guide only. There are many variables to be considered with each application. Ratings are for tube polymer only! For explanation of ratings see the initial page of these Chemical Charts in Appendix B. Contact customer services for chemicals or polymers not listed at 800-235-4632.

RATING SCALE		GOODYEAR ENGINEERED PRODUCTS CHEMICAL HOSE													FITTING		
		Fabchem™	Gray Flexwing®	Yellow Flexwing	Tan Flexwing	Orange Flexwing	Flexwing Petroleum	Brown Flexwing, ExtremeFlex™ Brown	Purple Flexwing, ExtremeFlex™ Purple	Green XLPE	Blue Flexwing	Chem One™ & Viper™	HI-PER®	Insta-Lock™	Insta-Lock	Insta-Lock	Insta-Lock
GASKET		Temperature (°F)	HOSE TUBE POLYMER											METAL			
T = Teflon®	V = Viton®		UHMWPE	Butyl	Hypalon®	NR	Viton®	Nitrile	CPE	EPDM	XLPE	Alphasyn™	Teflon®	316 SS	Aluminum	Brass	Gasket
P																	
Potassium Carbonate	150	A	A	A	A	A	A	A	A	A	A	A	A	X	X	TVBN S	
Potassium Chloride	150	A	A	A	A	A	A	A	A	A	A	A	A	X	X	TVBNS	
Potassium Chromate	150	B	A	X	I	I	I	A	I	B	B	A	B	I	I	TVBN	
Potassium Dichromate	150	B	A	X	I	I	I	A	I	B	B	A	A	B	X	TVBNS	
Potassium Hydrate	150	A	A	B	A	X	B	A	B	A	A	A	A	X	I	T S	
Potassium Hydroxide	150	B	A	B	A	X	B	A	B	A	A	A	A	X	X	T N	
Potassium Nitrate	150	A	A	A	A	A	A	A	A	A	A	A	A	B	A	TVBNS	
Potassium Permanganate	100	A	A	A	A	A	B	I	I	A	A	A	A	I	I	TVS	
Potassium Silicate	150	A	A	A	A	A	A	A	A	A	A	A	A	I	I	TVBNS	
Potassium Sulfate	150	A	A	A	A	A	A	A	A	A	A	A	A	B	A	TVBNS	
Potassium Sulfide	150	A	A	A	A	A	A	A	A	A	A	A	A	X	X	TVBNS	
Potassium Sulfite	150	A	A	A	A	A	A	A	A	A	A	A	A	I	X	TVBNS	
Propanediol	100	A	A	A	A	A	A	A	A	A	A	A	I	I	I	TVBS	
Propane Gas	---	X	X	X	X	X	X	X	X	X	X	X	X	X	X		
Propanol	100	A	A	A	A	B	A	A	A	A	A	A	A	I	I	TVB	
Propyl Acetate	100	A	A	B	X	X	X	B	X	A	B	A	A	I	I	T	
Propyl Alcohol	100	A	A	A	A	B	A	A	A	A	A	A	A	I	I	T B	
Propyl Aldehyde	100	A	B	X	X	X	X	X	I	A	B	A	I	I	I	T	
Propyl Chloride	---	NO HOSE RECOMMENDED FOR THIS APPLICATION															
Propylene Diamine	100	A	A	X	B	I	B	A	I	A	I	A	I	I	I	T B	
Propylene Dichloride	100	B	X	X	X	B	X	X	X	B	I	A	A	X	I	T V	
Propylene Glycol	100	A	A	A	A	A	A	A	A	A	A	A	A	I	I	TVBS	
Propylene Tetramer	100	A	X	X	X	X	A	A	X	A	B	I	I	I	I	B	
S																	
Sea Water	100	A	A	A	A	A	A	A	A	A	A	A	A	I	X	TVBNS	
Sewage	100	A	X	A	X	I	A	A	A	A	A	A	A	X	I	TBNS	
Silicate of Soda	100	A	A	A	A	A	A	A	A	A	A	A	A	X	X	TVBNS	
Soap	100	A	X	X	X	X	A	A	X	X	I	A	A	X	X	TBNS	
Soda Ash	100	A	A	A	A	A	A	A	A	A	A	A	A	X	I	TVBNS	
Soda, Caustic	100	A	A	B	A	X	B	A	A	A	A	A	A	X	X	TNS	
Soda, Lime	100	A	A	B	A	X	B	A	A	A	A	A	I	I	I	TVB	
Soda, Niter	100	A	A	A	A	A	A	A	B	A	A	A	A	B	I	TVB	
Sodium Acetate	100	A	A	A	X	X	X	A	B	B	B	A	A	I	A	TNS	

AIR & MULTIPURPOSE
General Purpose
Heavy Duty
Push-on

CHEMICAL TRANSFER

CLEANING EQUIPMENT

FOOD Transfer
Washdown

MARINE

MATERIAL HANDLING
Abrasives

Bulk Transfer
Cement & Concrete

MINING

PETROLEUM
Aircraft Fueling
Dispensing

Dock Transfer

SPRAY

STEAM

VACUUM

VEYANCE

WATER
Discharge
Suction & Discharge
Washdown

WELDING

COUPLING SYSTEMS

APPENDIX



APPENDIX B

CHEMICAL CHARTS

This chemical chart is offered as a guide only. There are many variables to be considered with each application. Ratings are for tube polymer only! For explanation of ratings see the initial page of these Chemical Charts in Appendix B. Contact customer services for chemicals or polymers not listed at 800-235-4632.

RATING SCALE

- A** = May be used for Continuous Service
- B** = May be used for Intermittent Service
- I** = Insufficient data, contact customer services
- X** = Do not use

GASKET

- T** = Teflon® **V** = Viton®
- B** = Nitrile **N** = Neoprene
- S** = Silicone

S

GOODYEAR ENGINEERED PRODUCTS CHEMICAL HOSE

FITTING

Temperature (°F)

	Temperature (°F)	HOSE TUBE POLYMER												METAL			
		UHMWPE	Butyl	Hypalon®	NR	Viton®	Nitrile	CPE	EPDM	XLPE	Alphasyn™	Teflon®	316 SS	Aluminum	Brass	Gasket	
Sodium Aluminate	100	A	A	A	A	A	A	A	A	A	A	A	A	I	I	TVBN	
Sodium Bisulfate	150	A	A	A	A	A	A	A	A	A	A	A	A	X	X	TVBNS	
Sodium Bisulfite	150	A	A	A	A	A	A	A	A	A	A	A	A	X	X	TVBNS	
Sodium Carbonate	150	A	A	A	A	A	A	A	A	A	A	A	A	X	I	TVBNS	
Sodium Chloride (Brine)	150	A	A	A	A	A	A	A	A	A	A	A	A	X	I	TVBNS	
Sodium Chromate	150	X	A	X	I	I	I	A	I	X	I	A	A	A	A	TVBN	
Sodium Dichromate	150	A	A	X	I	I	I	A	A	A	A	A	A	I	X	T	
Sodium Hydrate	150	A	A	B	A	X	B	A	A	A	A	A	B	X	X	T N	
Sodium Hydrosulfide	100	A	X	X	X	X	A	A	X	A	I	A	I	B	I	T B	
Sodium Hydroxide (50%)	150	A	A	B	A	X	B	A	A	A	A	A	A	X	X	TBN	
Sodium Hypochlorite	100	B	B	X	X	B	X	A	A	X	B	A	X	X	X	TVS	
Sodium Nitrate	150	A	A	A	A	A	A	A	B	A	A	A	A	B	I	TVBNS	
Sodium Silicate	150	A	A	A	A	A	A	A	A	A	A	A	A	X	X	TVBNS	
Sodium Sulfate	150	A	A	A	A	A	A	A	A	A	A	A	A	B	X	TVBNS	
Sodium Sulfide	150	A	A	A	A	A	A	A	A	A	A	A	A	X	X	TVBN	
Sodium Sulfite	150	A	A	A	A	A	A	A	B	A	A	A	A	I	I	TVBNS	
Sodium Sulphydrate	100	A	X	X	X	X	A	A	X	A	B	A	I	I	I	T B	
Sodium Thiosulfate	150	A	A	A	A	A	A	A	A	A	A	A	A	I	X	TVBNS	
Stannic Chloride	150	A	A	A	A	I	A	A	A	A	A	A	X	X	X	T B	
Stannic Sulfide	150	A	A	A	A	I	A	A	A	A	A	A	I	I	I	TBN	
Stannous Chloride	150	A	A	A	A	I	A	A	B	A	A	A	A	X	X	T B	
Stannous Sulfide	150	A	A	A	A	I	A	A	A	A	A	A	I	I	I	T B	
Stearic Acid	100	A	B	X	X	I	A	A	B	A	A	A	A	B	A	TVB	
Stoddard Solvent	100	A	X	X	X	A	A	A	X	A	B	A	A	A	I	TVB	
Styrene	100	B	X	X	X	A	X	X	X	X	I	A	A	I	I	T V	
Sulfamic Acid (>10%)	100	X	A	B	B	I	B	A	I	I	I	A	I	I	I	TVN	
Sulfonic Acid	100	B	X	X	X	X	X	I	I	B	I	A	I	I	I	TVN	
Sulfur Dioxide (Liquid)	100	B	B	B	I	X	I	I	I	X	I	A	A	I	I	T N	
Sulfuric Acid 25%	150	A	A	B	B	I	X	A	A	A	A	A	I	X	X	TVN	
Sulfuric Acid 93%	100	X	X	B	X	B	X	X	B	A	A	A	I	X	X	T V	
Sulfuric Acid 93-98%	100	X	X	X	X	B	X	X	X	I	B	A	I	X	X	T V	
Sulfuric Acid Fuming	100	X	X	X	X	X	X	X	X	X	X	A	I	X	X	T	

AIR &
MULTIPURPOSE
General Purpose
Heavy Duty
Push-on

CHEMICAL
TRANSFER

CLEANING
EQUIPMENT

FOOD
Transfer
Washdown

MARINE

MATERIAL
HANDLING
Abrasives
Bulk Transfer
Cement & Concrete

MINING

PETROLEUM
Aircraft Fueling
Dispensing
Dock
Transfer

SPRAY

STEAM

VACUUM

VEYANCE

WATER
Discharge
Suction &
Discharge
Washdown

WELDING

COUPLING
SYSTEMS

APPENDIX



APPENDIX B

CHEMICAL CHARTS

This chemical chart is offered as a guide only. There are many variables to be considered with each application. Ratings are for tube polymer only! For explanation of ratings see the initial page of these Chemical Charts in Appendix B. Contact customer services for chemicals or polymers not listed at 800-235-4632.

	Temperature (°F)	GOODYEAR ENGINEERED PRODUCTS CHEMICAL HOSE												FITTING					
		Fabchem™	Gray Flexwing®	Yellow Flexwing	Tan Flexwing	Orange Flexwing	Flexwing Petroleum	Brown Flexwing	ExtremeFlex™ Brown	Purple Flexwing	ExtremeFlex™ Purple	Green XLPE	Blue Flexwing	Chem One™ & Viper™	HI-PER®	Insta-Lock™	Insta-Lock	Insta-Lock	Insta-Lock
		UHMWPE	Butyl	Hypalon®	NR	Viton®	Nitrile	CPE	EPDM	XLPE	Alphasyn™	Teflon®	316 SS	Aluminum	Brass	Basket	METAL		
S																			
Sulfurous Acid 10%	150	A	A	A	A	I	X	A	A	A	A	A	I	X	X	T			
Sulfurous Acid 10-75%	100	A	A	A	A	I	X	A	A	A	A	A	I	X	X	T			
Sulphonate	100	I	X	X	X	X	A	A	X	X	I	I	I	I	I	B			
T																			
Tall Oil	100	A	X	X	X	A	A	I	X	I	I	A	A	X	X	TVB			
Tallow	150	A	X	X	X	I	A	A	X	I	I	A	A	I	A	TBNS			
Tannic Acid	150	A	A	A	A	I	B	A	X	I	I	A	A	X	I	TVBN			
Tar	---	SPECIAL HOSE REQUIRED												A	A	I	I		
Tartaric Acid	150	A	A	A	A	I	A	A	A	A	A	A	A	I	A	TBN			
Tergitol	100	X	I	I	I	I	I	I	I	I	I	A	I	I	I	T			
Tertiary Butyl Alcohol	100	A	A	A	A	B	A	A	A	A	A	A	I	I	I	TB			
Tetrachlorobenzene	100	B	X	X	X	B	X	I	X	B	I	A	I	I	I	T			
Tetrachloroethane	100	A	X	X	X	A	X	I	X	X	I	A	A	X	X	TV			
Tetrachloroethylene	100	A	X	X	X	A	X	X	X	A	B	A	A	B	X	TV			
Tetrachloromethane	100	A	X	X	X	A	X	X	X	X	B	A	A	I	I	TV			
Tetrachloronaphthalene	100	B	X	X	X	B	X	I	X	X	I	A	I	I	I	T			
Tetradecanol	100	A	A	A	A	B	A	A	A	A	A	A	I	I	I	TB			
Tetraethylene Glycol	150	A	A	A	A	A	A	A	A	A	A	A	I	I	I	TVB			
Tetraethylene Lead	100	X	X	X	X	A	X	X	X	X	I	A	I	I	I	TV			
Tetrahydrofuran	100	B	X	X	X	X	X	X	X	B	X	A	A	B	X	T			
THF	100	B	X	X	X	X	X	X	X	B	X	A	A	B	X	T			
Thionyl Chloride	100	X	I	I	I	I	I	I	I	I	X	A	X	X	X	T			
Tin Chloride	100	A	A	A	A	I	A	A	A	A	A	A	X	X	X	TVB			
Tin Tetrachloride	150	B	A	A	A	I	A	A	A	A	A	A	X	X	X	TB			
Titanium Tetrachloride	100	B	X	X	X	A	B	X	X	A	B	A	B	X	X	TV			
Toluene	100	A	X	X	X	A	X	X	X	B	B	A	A	A	A	TV			
Toluidine	100	X	I	I	I	I	I	I	I	I	I	A	I	I	I	T			
Toluol	100	A	X	X	X	A	X	X	X	A	B	A	A	A	A	TV			
Transformer Oil	100	X	I	I	I	I	I	I	I	I	I	A	A	I	I	T			
Transmission Oil "A"	150	B	X	X	X	A	A	I	X	I	I	A	A	A	A	TVB			
Tributoxy Ethylsulphate	100	I	A	X	X	A	X	X	A	X	I	I	I	I	I	V			
Tributyl Amine	100	A	A	X	B	I	B	A	I	A	A	A	I	I	I	T			
Tributyl Phosphate	100	A	A	X	X	X	X	X	X	A	I	A	A	I	X	T			

- AIR & MULTIPURPOSE
- General Purpose
- Heavy Duty
- Push-on
- CHEMICAL TRANSFER
- CLEANING EQUIPMENT
- FOOD Transfer Washdown
- MARINE
- MATERIAL HANDLING
- Abrasives
- Bulk Transfer
- Cement & Concrete
- MINING
- PETROLEUM
- Aircraft Fueling
- Dispensing
- Dock Transfer
- SPRAY
- STEAM
- VACUUM
- VEYANCE
- WATER
- Discharge
- Suction & Discharge
- Washdown
- WELDING
- COUPLING SYSTEMS



APPENDIX B

CHEMICAL CHARTS

This chemical chart is offered as a guide only. There are many variables to be considered with each application. Ratings are for tube polymer only! For explanation of ratings see the initial page of these Chemical Charts in Appendix B. Contact customer services for chemicals or polymers not listed at 800-235-4632.

RATING SCALE

- A** = May be used for Continuous Service
- B** = May be used for Intermittent Service
- I** = Insufficient data, contact customer services
- X** = Do not use

GASKET

- T** = Teflon® **V** = Viton®
- B** = Nitrile **N** = Neoprene
- S** = Silicone

GOODYEAR ENGINEERED PRODUCTS CHEMICAL HOSE

FITTING

Temperature (°F)

	Temperature (°F)	HOSE TUBE POLYMER											METAL			
		UHMWPE	Butyl	Hypalon®	NR	Viton®	Nitrile	CPE	EPDM	XLPE	Alphasyn™	Telion®	316 SS	Aluminum	Brass	Gasket
T																
Trichlorobenzene	100	B	X	X	X	B	X	X	X	B	I	A	I	A	I	T
Trichloroethane	100	A	X	X	X	A	X	B	X	X	B	A	A	I	I	TV
Trichloroethylene	100	X	X	X	X	A	X	X	X	X	B	A	A	I	I	TV
Trichloropropane	100	A	X	X	X	A	X	I	X	A	I	A	A	X	I	TV
Tricresylphosphate	100	A	A	X	X	A	X	A	A	A	I	A	A	X	I	TV
Tridecanol	100	A	A	A	A	B	A	A	A	A	A	A	I	I	I	TB
Triethanolamine	100	A	A	X	B	X	B	A	A	A	A	A	A	I	X	TB
Triethylamine	100	A	A	X	B	I	B	A	I	A	A	A	A	I	I	TVBN
Triethylene Glycol	150	A	A	A	A	I	A	A	I	A	A	A	A	A	I	TB
Trifluralin (Trefalin)	100	A	X	X	X	A	X	X	X	A	I	A	I	I	I	TV
Triphenyl Phosphate	100	A	A	X	X	I	X	I	I	A	I	A	A	I	I	T
Tripolyphosphate	100	X	I	I	I	I	I	I	I	I	I	A	I	I	I	T
Trisodium Phosphate	150	A	A	A	A	A	A	A	A	A	A	A	A	X	I	TVBNS
Turpentine	100	A	X	X	X	A	A	B	X	A	X	A	A	A	A	TVB
U																
Urea	100	A	A	I	I	I	X	A	I	A	A	A	A	B	I	TVBN
Undecanol	100	B	A	A	A	B	A	A	A	A	A	A	I	I	I	TB
V																
V.M. & P. Naptha	100	A	X	X	X	A	A	I	X	A	I	A	I	I	I	TVBS
Vinyl Acetate	100	A	A	B	X	X	X	A	X	A	B	A	A	I	X	TV
Vinyl Benzene	100	A	X	X	X	A	X	X	X	A	I	A	A	I	I	TV
Vinyl Chloride	---	NO HOSE RECOMMENDED FOR THIS APPLICATION														
Vinyl Ether	---	NO HOSE RECOMMENDED FOR THIS APPLICATION														
Vinyl Toluene	100	A	X	X	X	A	X	X	X	A	I	A	I	I	I	TV
Vinyl Trichloride	100	A	X	X	X	A	X	X	X	A	B	A	A	I	I	TV

AIR &
MULTIPURPOSE
General Purpose
Heavy Duty
Push-on

CHEMICAL
TRANSFER

CLEANING
EQUIPMENT

FOOD
Transfer
Washdown

MARINE

MATERIAL
HANDLING
Abrasives
Bulk Transfer
Cement & Concrete

MINING

PETROLEUM
Aircraft Fueling
Dispensing
Dock
Transfer

SPRAY

STEAM

VACUUM

VEYANCE

WATER
Discharge
Suction &
Discharge
Washdown

WELDING

COUPLING
SYSTEMS

APPENDIX



APPENDIX B

CHEMICAL CHARTS

This chemical chart is offered as a guide only. There are many variables to be considered with each application. Ratings are for tube polymer only! For explanation of ratings see the initial page of these Chemical Charts in Appendix B. Contact customer services for chemicals or polymers not listed at 800-235-4632.

		GOODYEAR ENGINEERED PRODUCTS CHEMICAL HOSE												FITTING					
		Frabchem™	Gray Flexwing®	Yellow Flexwing	Tan Flexwing	Orange Flexwing	Flexwing Petroleum	Brown Flexwing	ExtremeFlex™ Brown	Purple Flexwing	ExtremeFlex™ Purple	Green XLPE	Blue Flexwing	Chem One™ & Viper™	HI-PER®	Insta-Lock™	Insta-Lock	Insta-Lock	Insta-Lock
		UHMWPE	Butyl	Hypalon®	NR	Viton®	Nitrile	CPE	EPDM	XLPE	Alphasyn™	Teflon®	316 SS	Aluminum	Brass	Gasket			
		HOSE TUBE POLYMER												METAL					
		Temperature (°F)																	
W		Water	180	A	A	A	A	A	A	A	A	A	A	A	A	A	I	I	TVBNS
Wax	100	A	X	X	X	X	A	A	X	X	X	A	A	I	I	TVBN			
White Oil	100	A	X	X	X	I	A	A	X	I	I	A	I	I	I	TVB			
Wood Alcohol	100	A	A	A	A	X	A	A	A	A	A	A	A	I	I	TBNS			
X		Xylene (Xylol)	100	X	X	X	X	A	X	X	A	B	A	A	I	I	T	V	
Xylidine	100	B	X	X	X	X	X	X	X	B	B	A	B	A	I	T			
Z		Zinc Carbonate	150	A	A	A	A	A	A	A	A	A	A	B	B	X	TVBN		
Zinc Chloride	150	A	A	A	A	A	A	A	A	A	A	A	A	X	X	TVBNS			
Zinc Chromate	150	A	A	X	I	I	I	A	X	B	I	A	I	I	I	T			
Zinc Phosphate	100	A	X	X	X	X	A	A	A	X	I	A	I	I	I	TBNS			
Zinc Sulfate	150	A	A	A	A	A	A	A	A	A	A	A	A	X	X	TVBNS			

RATING SCALE

- A** = May be used for Continuous Service
- B** = May be used for Intermittent Service
- I** = Insufficient data, contact customer services
- X** = Do not use

GASKET

- T** = Teflon®
- B** = Nitrile
- S** = Silicone
- V** = Viton®
- N** = Neoprene

AIR &
MULTIPURPOSE
General Purpose
Heavy Duty
Push-on

CHEMICAL
TRANSFER

CLEANING
EQUIPMENT

FOOD
Transfer
Washdown

MARINE

MATERIAL
HANDLING
Abrasives

Bulk Transfer
Cement & Concrete

MINING

PETROLEUM
Aircraft Fueling
Dispensing
Dock
Transfer

SPRAY

STEAM

VACUUM

VEYANCE

WATER
Discharge
Suction &
Discharge
Washdown

WELDING

COUPLING
SYSTEMS

APPENDIX

APPENDIX B

SPIRAFLEX HOSE CHEMICAL RESISTANCE GUIDE

AIR &
MULTIPURPOSE
General Purpose
Heavy Duty
Push-on

CHEMICAL
TRANSFER

CLEANING
EQUIPMENT

FOOD
Transfer
Washdown

MARINE

MATERIAL
HANDLING
Abrasives
Bulk Transfer
Cement & Concrete

MINING

PETROLEUM
Aircraft Fueling
Dispensing
Dock
Transfer

SPRAY

STEAM

VACUUM

VEYANCE

WATER
Discharge
Suction &
Discharge
Washdown

WELDING

COUPLING
SYSTEMS

Thermoplastic Hose					
A	Temperature (°F)	Polyurethane/Spirathane	PVC/Plivoc Plus	TPE/Arvac SW	TPP/Green Hornet XF
Acetaldehyde	70°	X	X	I	X
Acetic Acid, Conc.	70°	X	B	I	I
Acetic Acid, Dilute 10	70°	B	A	I	I
Acetic Acid, Glacial	70°	X	B	I	X
Acetic Aldehyde	70°	I	X	I	X
Acetic Anhydride	70°	X	X	X	X
Acetic Ester	70°	X	X	X	B
Acetic Ether	70°	X	X	X	I
Acetone	70°	X	X	X	B
Acetone Cyanohydrin	70°	X	X	X	I
Acetyl Acetone	70°	X	X	X	I
Acetyl Chloride	70°	X	I	X	X
Acetylene Dichloride	70°	I	X	I	X
Acetylene Tetrachloride	70°	I	X	I	I
Acrylonitrile	70°	A	A	B	I
Allyl Alcohol	70°	X	X	X	X
Allyl Bromide	70°	X	X	X	I
Allyl Chloride	70°	X	X	X	I
Alum	70°	A	A	A	B
Aluminum Acetate	70°	I	I	I	I
Aluminum Chloride	70°	A	A	A	B
Aluminum Hydroxide	70°	A	A	A	I
Aluminum Sulfate	70°	A	A	A	B
Ammonia Cupric Sulfate	70°	I	X	I	I
Ammonia Water	70°	A	A	A	A
Ammonium Chloride	70°	A	A	A	B
Ammonium Hydroxide	70°	B	B	I	B
Ammonium Nitrate	70°	A	A	A	I
Ammonium Phosphate	70°	I	I	I	B
Ammonium Sulfate	70°	A	A	A	B
Ammonium Sulfide	70°	A	A	A	I
Ammonium Sulfite	70°	A	A	A	I
Ammonium Thiosulfate	70°	A	A	I	I

Thermoplastic Hose					
A	Temperature (°F)	Polyurethane/Spirathane	PVC/Plivoc Plus	TPE/Arvac SW	TPP/Green Hornet XF
Amyl Acetate	70°	X	X	X	X
Amyl Alcohol	70°	B	B	I	X
Amyl Chloride	70°	X	X	X	X
Amyl Phenol	70°	I	X	I	I
Amyl Phthalate	70°	I	X	I	I
Aniline Oils	70°	X	X	X	I
Animal Grease	70°	A	A	A	I
Animal Oils	70°	A	A	A	X
Aqua Ammonia	70°	I	B	B	I
Aromatic Tar	70°	X	X	X	I
Arsenic Acid	70°	A	A	A	I
Arsenic Chloride	70°	A	A	I	I
Arsenic Trichloride	70°	A	A	I	I
Asphalt	70°	X	X	X	X
ASTM #1 Oil	70°	A	A	A	X
ASTM #2 Oil	70°	A	A	I	X
ASTM #3 Oil	70°	A	A	B	X
B					
Barium Carbonate	70°	A	A	A	I
Barium Chloride	70°	A	A	A	I
Barium Hydroxide	70°	A	A	A	I
Barium Sulfate	70°	A	A	A	I
Barium Sulfide	70°	A	A	A	I
Benzyl Chloride	70°	I	X	I	I
Benzaldehyde	70°	X	X	X	X
Benzene (Benzol)	70°	X	X	X	X
Benzine (Ligroin)	70°	X	X	X	X
Benzine Solvent (Ligroin)	70°	X	X	X	X
Benzoic Acid	70°	B	A	A	B
Benzoic Aldehyde	70°	I	X	I	I
Benzotrithloride	70°	I	X	I	I
Benzoyl Chloride	70°	I	X	I	I
Benzyl Acetate	70°	I	X	I	I

APPENDIX B

SPIRAFLEX HOSE CHEMICAL RESISTANCE GUIDE

Thermoplastic Hose					
	Temperature (°F)	Polyurethane/Spirathane	PVC/Plivoc Plus	TPE/Arvac SW	TPR/Green Hornet XF
A = May be used for Continuous Service B = May be used for Intermittent Service X = Do not use I = Insufficient data					
B					
Benzyl Chloride	70°	I	X	I	I
Bichromate of Soda	70°	I	A	I	I
Black Sulfate Liquor	70°	A	A	A	I
Bleach	70°	A	A	A	B
Brine	70°	A	A	A	B
Bromine	70°	X	X	X	X
Bromo Benzene	70°	I	X	I	X
Bromo Toluene	70°	I	X	I	I
Bromochloromethane	70°	I	X	I	X
Butanol	70°	I	X	I	B
Butyl (Normal) Alcohol	70°	I	X	X	B
Butyl (Secondary) Alcohol	70°	I	X	X	B
Butyl Acetate	70°	X	X	I	X
Butyl Acetoacetate	70°	I	X	I	I
Butyl Acrylate	70°	I	X	I	I
Butyl Alcohol	70°	A	A	A	B
Butyl Benzene	70°	I	X	I	I
Butyl Benzl Phthalate	70°	I	X	I	I
Butyl Bromide	70°	I	X	I	I
Butyl Butyrate	70°	I	X	I	I
Butyl Chloride	70°	I	X	I	I
Butyl Phthalate	70°	I	X	I	X
Butyric Acid	70°	I	X	B	I
C					
Cadmium Acetate	70°	I	A	I	I
Calcium Acetate	70°	I	A	I	I
Calcium Aluminate	70°	I	A	I	I
Calcium Bichromate	70°	I	A	I	I
Calcium Bisulfate	70°	I	A	B	I
Calcium Bisulfite	70°	A	A	A	I
Calcium Carbonate	70°	A	A	A	I
Calcium Chloride	70°	A	A	A	I
Calcium Hydroxide (Caustic Lime)	70°	A	A	A	I

Thermoplastic Hose					
	Temperature (°F)	Polyurethane/Spirathane	PVC/Plivoc Plus	TPE/Arvac SW	TPR/Green Hornet XF
A = May be used for Continuous Service B = May be used for Intermittent Service X = Do not use I = Insufficient data					
C					
Calcium Hypochlorite	70°	A	A	I	I
Calcium Nitrate	70°	A	A	I	I
Calcium Silicate	70°	A	A	I	I
Calcium Sulfate	70°	A	A	A	I
Calcium Sulfide	70°	A	A	I	I
Calcium Sulfite	70°	A	A	I	I
Carbolic Acid, Phenol	70°	X	X	X	X
Carbon Dioxide	70°	A	A	A	B
Carbon Disulfide	70°	X	X	X	X
Carbon Monoxide	70°	A	A	A	B
Carbon Tetrachloride	70°	X	X	X	X
Carbonic Acid	70°	I	A	A	I
Casinghead Gasoline	70°	I	X	X	X
Caster Oil (Castor Oil)	70°	A	A	A	I
Caustic Potash	70°	A	A	A	A
Caustic Soda	70°	A	A	A	B
Chlorinated Solvents	70°	I	X	I	I
Chlorine (Dry)	70°	A	A	A	B
Chlorine (Wet)	70°	B	X	I	B
Chloroacetone	70°	I	X	I	I
Chlorobenzene	70°	X	X	X	X
Chlorobutane	70°	I	X	I	I
Chloroethylbenzene	70°	I	X	I	I
Chloroform	70°	X	X	X	X
Chloropentane	70°	I	X	I	X
Chlorophenol	70°	I	X	I	I
Chloropropanone	70°	I	X	I	I
Chlorosulfonic Acid	70°	I	B	I	X
Chlorothene	70°	I	X	I	X
Chlorotoluene	70°	X	X	X	X
Chromic Acid	70°	B	B	B	B
Copper Chloride	70°	A	A	A	B
Copper Hydrate	70°	I	A	I	I

AIR & MULTIPURPOSE
General Purpose
Heavy Duty
Push-on

CHEMICAL TRANSFER

CLEANING EQUIPMENT

FOOD Transfer
Washdown

MARINE

MATERIAL HANDLING
Abrasives
Bulk Transfer
Cement & Concrete

MINING

PETROLEUM
Aircraft Fueling
Dispensing
Dock Transfer

SPRAY

STEAM

VACUUM

VEYANCE

WATER
Discharge
Suction & Discharge
Washdown

WELDING

COUPLING SYSTEMS

APPENDIX B

SPIRAFLEX HOSE CHEMICAL RESISTANCE GUIDE

AIR &
MULTIPURPOSE
General Purpose
Heavy Duty
Push-on

CHEMICAL
TRANSFER

CLEANING
EQUIPMENT

FOOD
Transfer
Washdown

MARINE

MATERIAL
HANDLING
Abrasives
Bulk Transfer
Cement & Concrete

MINING

PETROLEUM
Aircraft Fueling
Dispensing
Dock
Transfer

SPRAY

STEAM

VACUUM

VEYANCE

WATER
Discharge
Suction &
Discharge
Washdown

WELDING

COUPLING
SYSTEMS

Thermoplastic Hose					
C	Temperature (°F)	Material			
		Polyurethane/Spirathane	PVC/Pliovic Plus	TPE/Arvac SW	TPR/Green Hornet XF
Copper Hydroxide	70°	I	A	I	I
Copper Nitrate	70°	A	A	A	I
Copper Nitrite	70°	A	A	A	I
Copper Sulfate	70°	A	A	A	I
Copper Sulfide	70°	B	A	B	I
Creosol	70°	X	X	X	X
Creosote	70°	X	X	X	X
Crude Oil	70°	B	A	B	X
Cupric Carbonate	70°	I	A	I	I
Cupric Chloride	70°	A	A	I	I
Cupric Nitrate	70°	A	A	I	I
Cupric Nitrite	70°	A	A	I	I
Cupric Sulfate	70°	A	A	A	I
Cyclohexane	70°	X	X	X	X
Cyclohexanol	70°	X	X	X	X
Cyclohexanone	70°	X	X	X	X
Cyclopentane, methyl	70°	I	A	I	I
Cyclopentanol	70°	I	A	I	I
Cyclopentanone	70°	I	A	I	I
D					
D.D.T.	70°	I	A	I	I
D.D.T. in Kerosene	70°	X	X	X	X
Decalin	70°	I	B	I	I
Decanol	70°	I	B	I	I
Decyl Alcohol	70°	I	A	I	I
Decyl Butyl Phthalate	70°	X	X	X	X
Denatured Alcohol	70°	I	A	B	I
Diacetone Alcohol	70°	B	A	B	B
Diamyl Phenol	70°	X	X	X	X
Dibromobenzene	70°	I	X	I	I
Dibutyl Amine	70°	I	X	I	I
Dibutyl Phthalate	70°	X	X	X	X
Dibutyl Sebacate	70°	I	X	I	I

Thermoplastic Hose					
D	Temperature (°F)	Material			
		Polyurethane/Spirathane	PVC/Pliovic Plus	TPE/Arvac SW	TPR/Green Hornet XF
Dicalcium Phosphate	70°	B	A	B	I
Dichlorobenzene	70°	X	X	X	X
Dichlorobutane	70°	I	X	I	I
Dichlorodibromomethane	70°	X	X	X	X
Dichloroethane	70°	I	X	I	I
Dichloroethyl Ether	70°	I	X	I	X
Dichloroethylene	70°	I	X	I	X
Dichlorohexane	70°	I	X	I	X
Dichloromethane	70°	I	X	I	X
Dichloropentane	70°	I	X	I	X
Dichloropropane	70°	I	X	I	X
Diesel Oil	70°	I	B	X	X
Diethylamine	70°	I	I	I	I
Diethyl Benzene	70°	I	X	I	X
Diethyl Ketone	70°	I	X	I	I
Diethyl Oxalate	70°	I	X	I	I
Diethyl Phthalate	70°	I	X	I	I
Diethyl Sebacate	70°	I	X	I	I
Diethylene Glycol	70°	I	B	I	I
Diisobutyl Ketone	70°	I	X	I	I
Diisooctyl Adipate	70°	I	X	I	I
Diisooctyl Phthalate	70°	I	X	I	I
Diisodecyl Adipate	70°	I	X	I	I
Diisopropyl Amine	70°	I	X	I	I
Diisopropyl Ketone	70°	I	X	I	I
Dimethyl Amine	70°	I	X	I	I
Dimethyl Benzene	70°	I	X	I	I
Dimethyl Ketone	70°	I	X	I	I
Dimethyl Phthalate	70°	I	X	I	I
Dinitrobenzene	70°	I	X	I	I
Diocetyl Adipate	70°	I	X	I	I
Diocetyl Phthalate	70°	X	X	X	X
Diocetyl Sebacate	70°	I	X	I	I

APPENDIX B

SPIRAFLEX HOSE CHEMICAL RESISTANCE GUIDE

Thermoplastic Hose					
	Temperature (°F)	Polyurethane/Spirathane	PVC/Pliovic Plus	TPE/Arvac SW	TPV/Green Hornet XF
A = May be used for Continuous Service B = May be used for Intermittent Service X = Do not use I = Insufficient data					
D					
Diphenyl Phthalate	70°	I	X	I	I
Dipropyl Ketone	70°	I	X	I	I
Disodium Phosphate	70°	A	A	A	B
Divinyl Benzene	70°	I	X	I	I
Dodecyl Benzene	70°	I	X	I	I
E					
Ethanol	70°	A	A	A	A
Ethanol Amine	70°	B	A	B	I
Ethyl Acetate	70°	X	X	X	B
Ethyl Acetoacetate	70°	I	X	I	I
Ethyl Acrylate	70°	X	X	X	I
Ethyl Alcohol	70°	A	A	A	A
Ethyl Benzene	70°	I	X	I	X
Ethyl Butanol	70°	I	A	I	I
Ethyl Butyl Acetate	70°	I	X	I	I
Ethyl Butyl Alcohol	70°	I	A	I	I
Ethyl Butyl Ketone	70°	I	X	I	I
Ethyl Chloride	---	X	X	X	X
Ethyl Dichloride	70°	X	X	X	X
Ethyl Ether	---	X	X	X	X
Ethyl Formate	70°	I	X	I	I
Ethyl Hexyl Acetate	70°	I	X	I	I
Ethyl Hexyl Alcohol	70°	I	A	I	I
Ethyl Iodide	70°	X	X	X	X
Ethyl Isobutyl Ether	70°	I	X	I	I
Ethyl Methyl Ketone	70°	X	X	X	X
Ethyl Oxalate	70°	I	X	I	I
Ethyl Phthalate	70°	I	X	I	I
Ethyl Propyl Ether	70°	I	X	I	I
Ethyl Propyl Ketone	70°	X	X	X	I
Ethylene Bromide	70°	X	X	X	X
Ethylene Chloride	70°	X	X	X	X
Ethylene Dibromide	70°	X	X	X	X

Thermoplastic Hose					
	Temperature (°F)	Polyurethane/Spirathane	PVC/Pliovic Plus	TPE/Arvac SW	TPV/Green Hornet XF
A = May be used for Continuous Service B = May be used for Intermittent Service X = Do not use I = Insufficient data					
E					
Ethylene Dichloride	70°	X	X	X	X
Ethylene Glycol	70°	A	A	A	A
F					
Ferric Bromide	70°	A	A	A	B
Ferric Chloride	70°	A	A	A	A
Ferric Sulfate	70°	A	A	A	A
Ferrous Acetate	70°	A	A	A	I
Ferrous Chloride	70°	A	A	A	B
Ferrous Hydroxide	70°	I	A	A	I
Ferrous Sulfate	70°	A	A	A	A
Fluorine	70°	X	X	X	X
Fluosilicic Acid	70°	A	A	A	B
Formaldehyde	70°	X	X	B	A
Formalin	70°	I	I	A	A
Formic Acid (less than 50%)	70°	B	B	A	A
Formic Acid (more than 50%)	70°	B	X	X	B
Freon® 12	70°	B	B	B	X
Freon® 22	70°	X	X	X	X
Fuel A (ASTM)	70°	A	B	B	I
Fuel B (ASTM)	70°	A	B	X	X
Fuel Oil	70°	A	B	B	X
Furfural	70°	X	X	X	X
G					
Gasoline	70°	X	X	X	X
Glacial Acetic Acid	70°	X	B	I	I
Glycerin	70°	A	A	A	B
Grease	70°	A	A	A	B
H					
Heptane	70°	A	A	X	X
Hexane	70°	A	A	B	X
Hexanol	70°	B	A	B	B
Hexyl Methyl Ketone	70°	I	X	I	I
Hexylene Glycol	70°	I	B	I	I

Freon® is a registered trademark of E.I. du Pont de Nemours and Company.

AIR &
MULTIPURPOSE
General Purpose
Heavy Duty
Push-on

CHEMICAL
TRANSFER

CLEANING
EQUIPMENT

FOOD
Transfer
Washdown

MARINE

MATERIAL
HANDLING
Abrasives
Bulk Transfer
Cement & Concrete

MINING

PETROLEUM
Aircraft Fueling
Dispensing
Dock
Transfer

SPRAY

STEAM

VACUUM

VEYANCE

WATER
Discharge
Suction &
Discharge
Washdown

WELDING

COUPLING
SYSTEMS

APPENDIX B

SPIRAFLEX HOSE CHEMICAL RESISTANCE GUIDE

AIR &
MULTIPURPOSE
General Purpose
Heavy Duty
Push-on

CHEMICAL
TRANSFER

CLEANING
EQUIPMENT

FOOD
Transfer
Washdown

MARINE

MATERIAL
HANDLING
Abrasives
Bulk Transfer
Cement & Concrete

MINING

PETROLEUM
Aircraft Fueling
Dispensing
Dock
Transfer

SPRAY

STEAM

VACUUM

VEYANCE

WATER
Discharge
Suction &
Discharge
Washdown

WELDING

COUPLING
SYSTEMS

Thermoplastic Hose					
	Temperature (°F)	Polyurethane/Spirathane	PVC/Pliovic Plus	TPE/Arvac SW	TPR/Green Hornet XF
A = May be used for Continuous Service B = May be used for Intermittent Service X = Do not use I = Insufficient data					
H					
Hexyl-Alcohol	70°	I	A	I	I
Hydrobromic Acid	70°	A	A	B	B
Hydrochloric Acid	70°	A	B	A	A
Hydrofluoric Acid	70°	A	B	A	B
Hydrofluosilicic Acid	70°	B	B	I	I
Hydrogen Dioxide 10%	70°	I	A	A	I
Hydrogen Dioxide (over 10%)	70°	I	A	A	I
Hydrogen Gas	70°	X	X	X	B
Hydrogen Peroxide 10%	70°	A	A	A	B
Hydrogen Peroxide (over 10%)	70°	A	A	A	B
I					
Iodine	70°	X	X	X	X
Iron Acetate	70°	I	A	I	I
Iron Hydroxide	70°	I	A	A	I
Iron Salts	70°	I	A	A	B
Iron Sulfate	70°	I	A	A	A
Iron Sulfide	70°	I	A	I	I
Isoamyl Acetate	70°	I	X	I	I
Isoamyl Alcohol	70°	I	A	I	I
Isoamyl Bromide	70°	X	X	X	I
Isoamyl Butyrate	70°	I	X	I	I
Isoamyl Chloride	70°	I	X	I	I
Isoamyl Ether	70°	I	X	I	I
Isoamyl Phthalate	70°	I	X	I	I
Isobutanol	70°	I	A	I	A
Isobutyl Acetate	70°	I	X	I	I
Isobutyl Alcohol	70°	I	A	I	A
Isooctane	70°	I	B	X	I
Isopentane	---	I	B	I	I
Isopropanol	70°	I	A	I	A
Isopropyl Acetate	70°	X	X	X	I
Isopropyl Alcohol	70°	A	A	B	B
Isopropyl Benzene	70°	I	X	I	X

Thermoplastic Hose					
	Temperature (°F)	Polyurethane/Spirathane	PVC/Pliovic Plus	TPE/Arvac SW	TPR/Green Hornet XF
A = May be used for Continuous Service B = May be used for Intermittent Service X = Do not use I = Insufficient data					
I					
Isopropyl Chloride	---	I	X	I	I
J					
Jet Fuels	---	X	X	X	X
K					
Kerosene	70°	X	B	X	X
Ketones	70°	X	X	X	X
L					
Lead Acetate	70°	A	A	A	B
Lead Sulfate	70°	I	X	I	I
Linseed Oil	70°	A	A	A	X
Lubricating Oils	70°	A	B	B	I
M					
MIBK	70°	I	X	I	X
M.E.K.	70°	X	X	B	X
Magnesium Acetate	70°	I	A	I	I
Magnesium Chloride	70°	A	A	A	A
Magnesium Hydrate	70°	I	A	A	B
Magnesium Hydroxide	70°	A	A	A	A
Magnesium Sulfate	70°	A	A	A	A
Malic Acid	70°	B	A	B	B
Manganese Sulfate	70°	I	A	I	I
Manganese Sulfide	70°	I	A	I	I
Manganese Sulfite	70°	I	A	I	I
Methanol	70°	A	A	A	A
Methallyl Alcohol	70°	I	A	I	I
Methyl (Wood) Alcohol	70°	B	B	A	A
Methyl Acetate	70°	X	X	X	X
Methyl Acetoacetate	70°	I	X	I	I
Methyl Acetone	70°	I	X	I	X
Methyl Amyl Acetate	70°	X	X	X	X
Methyl Amyl Alcohol	70°	I	A	I	I
Methyl Amyl Ketone	70°	I	X	A	I
Methyl Benzene	70°	I	X	I	X

APPENDIX B

SPIRAFLEX HOSE CHEMICAL RESISTANCE GUIDE

Thermoplastic Hose					
	Temperature (°F)	Polyurethane/Spirathane	PVC/Plivoc Plus	TPE/Arvac SW	TPR/Green Hornet XF
A = May be used for Continuous Service B = May be used for Intermittent Service X = Do not use I = Insufficient data					
M					
Methyl Butanol	70°	I	B	I	X
Methyl Butyl Ketone	70°	I	X	I	I
Methyl Cellosolve	70°	I	B	I	I
Methyl Chloride	---	X	X	X	X
Methyl Ethyl Ketone	70°	X	X	X	X
Methyl Hexyl Ketone	70°	X	X	X	X
Methyl Isobutyl Ketone	70°	X	X	X	X
Methyl Isopropyl Ketone	70°	X	X	X	X
Methyl Normal Amyl Ketone	70°	X	X	X	X
Methylallyl Chloride	70°	X	X	X	X
Methyl Propyl Ether	70°	I	I	A	I
Methyl Propyl Ketone	70°	I	X	I	I
Methylallyl Acetate	70°	I	X	I	I
Methylene Bromide	70°	X	X	X	I
Methylene Chloride	---	X	X	X	X
Mineral Spirits	70°	I	B	I	I
Monochlorobenzene	70°	X	X	X	X
Monochlorodibluoromethane	70°	I	X	I	I
Muriatic Acid	70°	I	B	A	B
N					
Naphtha	70°	B	B	B	X
Naphthalene	70°	B	X	B	X
Natural Gas	No hose is recommended for this service				
Nickel Chloride	70°	A	A	A	B
Nickel Nitrate	70°	A	A	A	B
Nickel Sulfate	70°	A	A	A	A
Nitric Acid 10%	70°	A	A	A	B
Nitric Acid 20%	70°	A	B	A	B
Nitric Acid 30%	70°	B	B	A	B
Nitric Acid 30-70%	70°	X	X	X	X
Nitro Benzene	70°	X	X	X	X
Nitrogen Gas	70°	A	A	A	A
Nitrous Oxide	70°	A	A	A	B

Thermoplastic Hose					
	Temperature (°F)	Polyurethane/Spirathane	PVC/Plivoc Plus	TPE/Arvac SW	TPR/Green Hornet XF
A = May be used for Continuous Service B = May be used for Intermittent Service X = Do not use I = Insufficient data					
O					
Octanol	70°	I	A	I	B
Octyl Acetate	70°	I	X	I	I
Oil Petroleum	70°	A	B	A	I
Oleic Acid	70°	B	B	B	B
Oleum	70°	X	X	X	X
Orthodichlorobenzene	70°	I	X	I	I
Orthodichlorobenzol	70°	I	X	I	I
Oxalic Acid	70°	A	A	A	A
Oxygen	No hose is recommended for this service				
Ozone	70°	B	B	B	B
P					
Palmitic Acid	70°	B	B	B	B
Papermakers Alum	70°	I	A	I	I
Paradichlorobenzol	70°	I	X	I	I
Paraffin	70°	B	A	B	I
Pentachloroethane	70°	I	I	X	I
Pentane	70°	B	B	I	X
Pentanol	70°	I	A	I	I
Perchloroethylene	70°	X	X	X	X
Petroleum Ether (Ligroin)	70°	A	B	I	X
Petroleum - Crude	70°	A	B	X	X
Petroleum Oils	70°	A	B	X	X
Phenol	70°	X	X	X	X
Phenolsulfonic Acid	70°	I	X	I	I
Phenyl Chloride	70°	I	I	X	X
Phosphoric Acid 10%	70°	A	A	A	A
Phosphoric Acid 10%-85%	70°	B	B	A	B
Polyethylene Glycol	70°	B	B	A	B
Polypropylene Glycol	70°	B	B	A	B
Potassium Acetate	70°	I	A	A	B
Potassium Bisulfate	70°	A	A	A	B
Potassium Bisulfite	70°	A	A	A	B
Potassium Carbonate	70°	A	A	A	A

AIR & MULTIPURPOSE
General Purpose
Heavy Duty
Push-on

CHEMICAL TRANSFER

CLEANING EQUIPMENT

FOOD Transfer
Washdown

MARINE

MATERIAL HANDLING
Abrasives
Bulk Transfer
Cement & Concrete

MINING

PETROLEUM
Aircraft Fueling
Dispensing
Dock Transfer

SPRAY

STEAM

VACUUM

VEYANCE

WATER
Discharge
Suction & Discharge
Washdown

WELDING

COUPLING SYSTEMS

APPENDIX B

SPIRAFLEX HOSE CHEMICAL RESISTANCE GUIDE

AIR &
MULTIPURPOSE
General Purpose
Heavy Duty
Push-on

CHEMICAL
TRANSFER

CLEANING
EQUIPMENT

FOOD
Transfer
Washdown

MARINE

MATERIAL
HANDLING
Abrasives
Bulk Transfer
Cement & Concrete

MINING

PETROLEUM
Aircraft Fueling
Dispensing
Dock
Transfer

SPRAY

STEAM

VACUUM

VEYANCE

WATER
Discharge
Suction &
Discharge
Washdown

WELDING

COUPLING
SYSTEMS

Thermoplastic Hose					
	Temperature (°F)	Polyurethane/Spirathane	PVC/Pliovic Plus	TPE/Arvac SW	TPR/Green Hornet XF
A = May be used for Continuous Service B = May be used for Intermittent Service X = Do not use I = Insufficient data					
P					
Potassium Chloride	70°	A	A	A	A
Potassium Chromate	70°	A	A	A	B
Potassium Dichromate	70°	A	A	A	B
Potassium Hydrate	70°	I	A	I	B
Potassium Hydroxide	70°	B	A	A	B
Potassium Nitrate	70°	A	A	A	B
Potassium Silicate	70°	I	A	I	B
Potassium Sulfate	70°	A	A	A	B
Potassium Sulfide	70°	A	A	A	B
Potassium Sulfite	70°	A	A	A	B
Propanediol	70°	I	A	I	B
Propanol	70°	I	A	I	B
Propyl Acetate	70°	I	X	I	I
Propyl Alcohol	70°	A	A	B	B
Propyl Chloride	---	X	X	X	X
Propylene Dichloride	70°	X	X	X	X
Propylene Glycol	70°	A	I	A	A
S					
Sea Water	70°	A	A	A	A
Silicate of Soda	70°	I	B	A	A
Soda Ash	70°	A	A	A	A
Soda, Caustic	70°	A	B	A	A
Soda, Lime	70°	I	B	A	I
Soda, Niter	70°	I	B	I	A
Sodium Acetate	70°	A	B	A	B
Sodium Aluminate	70°	I	A	A	B
Sodium Bisulfate	70°	A	A	A	A
Sodium Bisulfite	70°	I	A	A	A
Sodium Carbonate	70°	A	A	A	A
Sodium Chloride (brine)	70°	A	A	A	A
Sodium Chromate	70°	I	A	I	I
Sodium Dichromate	70°	A	A	A	B
Sodium Hydrate	70°	I	A	I	I

Thermoplastic Hose					
	Temperature (°F)	Polyurethane/Spirathane	PVC/Pliovic Plus	TPE/Arvac SW	TPR/Green Hornet XF
A = May be used for Continuous Service B = May be used for Intermittent Service X = Do not use I = Insufficient data					
S					
Sodium Hydrochlorite	70°	A	A	B	B
Sodium Hydroxide	70°	A	A	A	A
Sodium Hypochlorite	70°	A	A	A	A
Sodium Nitrate	70°	A	A	A	A
Sodium Silicate	70°	A	A	A	A
Sodium Sulfate	70°	A	A	A	A
Sodium Sulfide	70°	A	A	A	A
Sodium Sulfite	70°	A	A	A	A
Sodium Thiosulfate	70°	A	A	A	A
Stannic Chloride	70°	A	A	A	B
Stannic Sulfide	70°	I	A	I	I
Stannous Chloride	70°	I	A	I	I
Stannous Sulfide	70°	I	A	I	I
Stearic Acid	70°	A	A	A	A
Sulfonic Acid	70°	I	B	I	I
Sulfur Dioxide (Liquid)	70°	X	X	X	X
Sulfuric Acid (Dry)	70°	A	A	A	A
Sulfuric Acid 25%	70°	A	A	A	A
Sulfuric Acid 25-50%	70°	A	A	A	A
Sulfuric Acid 50-96%	70°	X	X	B	B
Sulfuric Acid Fuming	70°	X	X	X	X
Sulfurous Acid 10%	70°	B	B	B	A
Sulfurous Acid 10-75%	70°	X	X	X	X
T					
Tannic Acid	70°	B	B	B	A
Tar	---	I	X	I	I
Tartaric Acid	70°	A	A	A	A
Tertiary Butyl Alcohol	70°	B	B	B	I
Tetrachlorobenzene	70°	I	X	I	I
Tetrachloroethane	70°	I	X	X	X
Tetrachloroethylene	70°	I	X	X	X
Tetraethylene Glycol	70°	I	B	I	I
Tetrachloromethane	70°	I	X	I	X

APPENDIX B

SPIRAFLEX HOSE CHEMICAL RESISTANCE GUIDE

Thermoplastic Hose					
	Temperature (°F)	Polyurethane/Spirathane	PVC/Plivoc Plus	TPE/Arvac SW	TPR/Green Hornet XF
A = May be used for Continuous Service B = May be used for Intermittent Service X = Do not use I = Insufficient data					
T					
Tetrachloronaphthalene	70°	I	X	I	X
Tetrahydrofuran	70°	X	X	X	X
Tin Chloride	70°	B	B	B	B
Tin Tetrachloride	70°	B	B	B	B
THF	70°	I	X	I	X
Toluene	70°	X	X	X	X
Toluidine	70°	I	X	I	I
Toluol	70°	X	X	X	X
Transmission Oil "A"	70°	A	B	I	I
Tributyl Phosphate	70°	X	X	X	X
Trichlorobenzene	70°	X	X	X	X
Trichloroethane	70°	I	X	X	X
Trichloroethylene	70°	X	X	X	X
Trichloropropane	70°	I	I	X	X
Triethanolamine	70°	B	B	B	I
Triethylene Glycol	70°	I	B	I	B
Triphenyl Phosphate	70°	B	X	I	I
Trisodium Phosphate	70°	B	B	A	A
Turpentine	70°	B	B	A	X

Thermoplastic Hose					
	Temperature (°F)	Polyurethane/Spirathane	PVC/Plivoc Plus	TPE/Arvac SW	TPR/Green Hornet XF
A = May be used for Continuous Service B = May be used for Intermittent Service X = Do not use I = Insufficient data					
U					
Urea	70°	A	A	A	A
Undecanol	70°	I	A	I	I
V					
V.M. & P. Naptha	70°	I	B	I	I
Vinyl Acetate	70°	I	X	I	X
Vinyl Benzene	70°	I	X	I	X
Vinyl Chloride	---	X	X	X	X
W					
Water	70°	A	A	A	A
Wood Alcohol	70°	B	B	B	A
X					
Xylene (Xylol)	70°	X	X	X	X
Xylidine	70°	I	X	I	I
Z					
Zinc Carbonate	70°	I	A	A	B
Zinc Chloride	70°	A	A	A	B
Zinc Chromate	70°	A	A	A	I
Zinc Sulfate	70°	A	A	A	B

AIR & MULTIPURPOSE
General Purpose
Heavy Duty
Push-on

CHEMICAL TRANSFER

CLEANING EQUIPMENT

FOOD Transfer
Washdown

MARINE

MATERIAL HANDLING
Abrasives
Bulk Transfer
Cement & Concrete

MINING

PETROLEUM
Aircraft Fueling
Dispensing
Dock Transfer

SPRAY

STEAM

VACUUM

VEYANCE

WATER
Discharge
Suction & Discharge
Washdown

WELDING

COUPLING SYSTEMS

APPENDIX C

GENERAL INFORMATION

AIR &
MULTIPURPOSE
General Purpose
Heavy Duty
Push-on

CHEMICAL
TRANSFER

CLEANING
EQUIPMENT

FOOD
Transfer
Washdown

MARINE

MATERIAL
HANDLING
Abrasives
Bulk Transfer
Cement & Concrete

MINING

PETROLEUM
Aircraft Fueling
Dispensing
Dock
Transfer

SPRAY

STEAM

VACUUM

VEYANCE

WATER
Discharge
Suction &
Discharge
Washdown

WELDING

COUPLING
SYSTEMS

APPENDIX

CHEMICAL PROPERTIES OF FLUROETHYLENEPROPYLENE (FEP)

AS STATED BY E.I. DU PONT DE NEMOURS

FEP fluorocarbon resins are attacked by certain halogenated complexes containing fluorine including: chlorine trifluoride, bromine trifluoride, iodine pentafluoride and fluorine itself.

FEP is also attacked by such metals as sodium or potassium, especially in their molten states. Great care should be used when mixing finely divided fluorocarbon polymers with finely divided metals, such as aluminum, magnesium or barium, since these can react violently if ignited or heated to a high temperature. Certain complexes of these metals with ammonia or naphthalene (in either solvent) also attack the products. Certain metal hydrides such as boranes, aluminum chloride and certain amines have also been observed to attack fluorocarbon resins at elevated temperatures.

The following materials are inert to FEP:

Alcohols	Aldehydes
Aliphatic Hydrocarbons	Anhydrides
Aromatics	Chlorocarbons
Esters	Ethers
Fluorocarbons	Inorganic Bases
Inorganic Oxidizing Agents	Ketones
Organic Acids	Salt Solutions
Strong Mineral Acids	

FEP is a registered trademark with E.I. du Pont de Nemours.

METHOD FOR STEAM CLEANING GOODYEAR ENGINEERED PRODUCTS (CHEM ONE, VIPER, FABCHEM AND FABCHEM ARC)

5 IMPORTANT REQUIREMENTS

- 1) Hose must be **open-ended** during steam cleaning.
- 2) Temperature of Steam—**Maximum 288°F**.
- 3) Length of Cleaning Time—**5 to 10 minutes**...Not more than 15 minutes.
- 4) Care must be taken **not to score** the tube (liner) with the nozzle or wand end.
- 5) Prolonged steam jet contact on a specific area of the tube (liner) **could cause tube damage**.

GENERAL INFORMATION

INFINITY™/ PALADIN® DROP HOSE COUPLING PROCEDURE

WITH INSTA-LOCK™ FITTINGS

To make an Electrically Continuous (EC) assembly, the static wire must be terminated to the couplings as the static dissipating property of the tube alone is not sufficient to meet NAHAD¹ or RMA² specifications.

Infinity™

Locate and pull on the static wire between the fabric plies, bend approximately one inch of the static wire under the tube to make contact with the coupling stem. Grounding staple is also an acceptable method.

Paladin®

Locate the static wire between the fabric plies. Insert one leg of a grounding staple in the middle of the wire. Ensure that the other leg of the grounding staple is in contact with the coupling stem.

ATTACHMENT OPTIONS:

Crimp Sleeve—Refer to the Goodyear Engineered Products Crimp Assembly Manual for crimp specifications. Current Crimp Sleeve options are listed on page 261 of this catalog. The use of PVC banding coil is not required with crimp sleeve.

Band Clamps—PVC Banding Coils are required when using this method of attachment. Order the appropriate Banding Coil to match your hose selection. Follow the procedures below when using the Banding Coils:

1. Insert stem inside hose end.
2. Apply sufficient banding coil in between the hose outer PVC helix to insure complete coverage under the band clamps position.
3. Place the banding coil tightly around the hose to properly fill the cover depressions. Clamp the first band, re-tighten the banding coil and clamp the second band.
4. Please refer to the NAHAD guidelines for detailed instructions.

Banding coil selection

- For 2" I.D. hose use 2" I.D. banding coil.
- For 3" I.D. hose use 3" I.D. banding coil.
- For 4" I.D. hose use 4" I.D. banding coil.

¹NAHAD (National Association of Hose and Accessories Distributors)

²RMA (Rubber Manufacturers Association)

AIR &
MULTIPURPOSE
General Purpose
Heavy Duty
Push-on

CHEMICAL
TRANSFER

CLEANING
EQUIPMENT

FOOD
Transfer
Washdown

MARINE

MATERIAL
HANDLING
Abrasives
Bulk Transfer
Cement & Concrete

MINING

PETROLEUM
Aircraft Fueling
Dispensing
Dock
Transfer

SPRAY

STEAM

VACUUM

VEYANCE

WATER
Discharge
Suction &
Discharge
Washdown

WELDING

COUPLING
SYSTEMS

APPENDIX

APPENDIX C

GENERAL INFORMATION

AIR &
MULTIPURPOSE
General Purpose
Heavy Duty
Push-on

CHEMICAL
TRANSFER

CLEANING
EQUIPMENT

FOOD
Transfer
Washdown

MARINE

MATERIAL
HANDLING

Abrasives
Bulk Transfer
Cement & Concrete

MINING

PETROLEUM
Aircraft Fueling

Dispensing
Dock
Transfer

SPRAY

STEAM

VACUUM


VEYANCE

WATER
Discharge
Suction &
Discharge
Washdown

WELDING

COUPLING
SYSTEMS

BASIC HOSE CONSTRUCTION



COVER The cover is the outermost or visible area of the hose. It is designed to be a protective covering against wear, abrasion, cuts, weather, and the general destructive action encountered in normal service.


BODY or CARCASS The body reinforcement is the supporting structure of the hose. It can range from simple to complex combinations and consists of cord, yarn, fabric, wire, or any combination of these.

TUBE OR LINING The tube is the inner-most element of a hose and is compounded to provide resistance to the material being carried. With the wide range of rubber compounds available, a hose can be built to withstand abrasive materials, chemicals, oil and a wide variety of other materials.

THE FOUR BASIC METHODS OF HOSE CONSTRUCTION

Although we make more than 2,000 types of hose for specialized applications, there are only four basic construction methods used. Since each of these four methods embodies certain fundamental characteristics that make it particularly suitable for certain functions, an understanding of these methods may assist you in making the best use of this catalog. Keep in mind that a reference to any one of these types of construction will imply all the characteristics and benefits outlined here plus specific features attained through the proper compounding of rubber, choice materials, and variation in plies and thickness to ensure that each hose is exactly right for the job for which it is designed.

Type 1

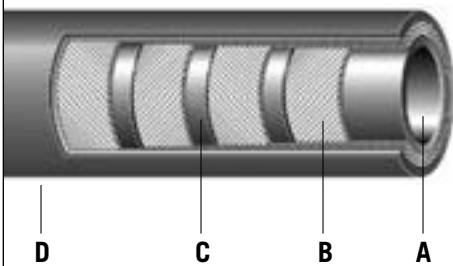


TYPE 1: Vertical Braided Hose

Entire hose length cured in one operation.

- A. Extruded seamless tube.
- B. Seamless reinforcing braids of synthetic textile wire, or other material – applied by high speed vertical or horizontal braiders.
- C. Rubber layers between braids establish positive bond between braids when vulcanized.
- D. Extruded, seamless cover.

Type 2



TYPE 2: Spiral Hose

Built by machine with either textile or wire cord reinforcement applied so that each ply is laid at a given angle for maximum dimensional stability.

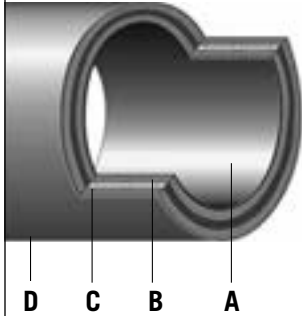
- A. Extruded or calendered tube.
- B. Reinforcement of synthetic textile wire or other material.
- C. Rubber layers between reinforcement plies to establish positive bond.
- D. Cover.

GENERAL INFORMATION

BASIC HOSE CONSTRUCTION

THE FOUR BASIC METHODS OF HOSE CONSTRUCTION (continued)

Type 3

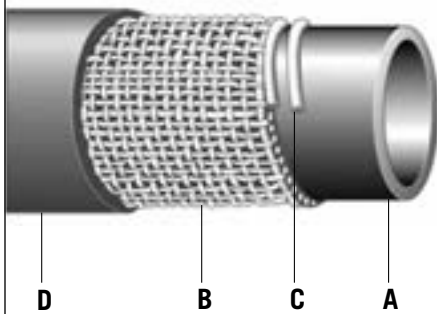


TYPE 3: Hand-built Spiral-plied Hose

Built by hand on a mandrel. Cured under pressure applied from outside by cloth wraps and steam.

- A. Calendered, or "built-up" tube to fit service.
- B. Tailor-made spiral-wrapped fabric.
- C. Wire reinforcement where needed.
- D. Cover stock of selected gauge and compound. Wrap cured.

Type 4



TYPE 4: Knitted Hose

- A. Extruded seamless tube.
- B. Seamless woven textile jacket.
- C. Interwoven wire helix reinforcement where needed.
- D. Extruded seamless cover.

ADVANTAGES

TYPE 1 Braided Hose

Flexible. High resistance to kinking. Cover either smooth or wrapped. Available in long continuous lengths. Excellent tensile strength.

TYPE 2 Spiral Hose

Extremely flexible. Smooth bore, uniform tube. High strength with long length capability.

TYPE 3 Hand-Built Spiral-Plied Hose

Craftsman-built to special requirements. Wide variation in sizes, constructions and materials. Built-in strength to fit most rugged job requirements. Couplings, fittings, nipples, flanges and beaded ends can be built in. Available in lengths up to 50 feet, in sizes up to 18 inches. On larger diameters, consult your Goodyear Engineered Products representative.

AIR &
MULTIPURPOSE
General Purpose
Heavy Duty
Push-on

CHEMICAL
TRANSFER

CLEANING
EQUIPMENT

FOOD
Transfer
Washdown

MARINE

MATERIAL
HANDLING
Abrasives
Bulk Transfer
Cement & Concrete

MINING

PETROLEUM
Aircraft Fueling
Dispensing
Dock
Transfer

SPRAY

STEAM

VACUUM

VEYANCE

WATER
Discharge
Suction &
Discharge
Washdown

WELDING

COUPLING
SYSTEMS

APPENDIX C

GENERAL INFORMATION

AIR &
MULTIPURPOSE
General Purpose
Heavy Duty
Push-on

CHEMICAL
TRANSFER

CLEANING
EQUIPMENT

FOOD
Transfer
Washdown

MARINE

MATERIAL
HANDLING
Abrasives
Bulk Transfer
Cement & Concrete

MINING

PETROLEUM
Aircraft Fueling
Dispensing
Dock
Transfer

SPRAY

STEAM

VACUUM

VEYANCE

WATER
Discharge
Suction &
Discharge
Washdown

WELDING

COUPLING
SYSTEMS

DEFINITIONS OF HOSE ENDS




PLAIN END

All hose construction elements (including wire, if wire is used as a reinforcing member) are exposed. The hose always has the same inside diameter throughout. In the case of certain hand-built specifications having wire reinforcement, the wire and fabric reinforcement are not exposed.

All vertical spiral hose is available only with plain ends.

Horizontal spiral and wrapped ply machine-built hose is furnished with plain ends unless otherwise specified in the pricebook.



BUILT-IN NIPPLE END

The hose end is integrally built around and bonded to the nipple body. The hose reinforcing materials are also anchored to the nipple.

The nipples used are generally fabricated from pipe. Nipples made from standard pipe will be full bore only when pipe 12" and under is used since nominal pipe sizes over 12" are described by pipe OD and not ID.

Available only in hand-built hose constructions.



SWAGED END

Primarily used on petroleum OS&D dock hose as an alternative to built-in nipples.

The steel (carbon or stainless) stem/coupling accommodates threaded, slip-on or welded flanged ends.

Stem/coupling attached to hose with swaged steel ferrule over the cover.



ENLARGED END

The hose end is enlarged to accommodate the outside diameter of the shank of a fitting plus the depth of the shank. The helical wire is terminated at the enlarged end.

The inside diameter of a "standard" enlarged end is the same dimension as the outside diameter of the same nominal pipe size. (Example—6" ID hose enlarged to 6 $\frac{5}{8}$ " at the end, handles a 6" size pipe which has a 6 $\frac{5}{8}$ " OD.)

Normally used in hand-built hose constructions.



GENERAL INFORMATION

DEFINITIONS OF HOSE ENDS



INTEGRAL RUBBER TAPERED NOZZLE END

The inside diameter and the outside diameter of the hose end are gradually tapered down to form a nozzle. The hose reinforcement is also extended to the end of the nozzle. A rubber end cap is then added to protect the reinforcement and properly shape the nozzle.

This type of nozzle is available only in non-wire inserted horizontal spiral and wrapped ply machine-built hose.




RUBBER BEADED END

A flared bell shape, molded as an integral part of the hose. The reinforcing fabric of the hose body is extended beyond the straight portion of the hose and anchored around a circular steel reinforcing ring.

A reattachable split malleable iron flange is placed behind the rubber bead to act as a metal bearing surface for bolt heads and nuts. Bolts used to connect mating flanges pass over the outside diameter of the beaded end.

Normally used in hand-built hose constructions.



INTEGRAL RUBBER FLANGED END

Shaped similar to a metal pipe flange. It is molded as an integral part of the hose with the tube, fabric reinforcement (not wire) and cover extending to the outside diameter of the rubber flange.

The rubber flange has holes to match customer requirements. In addition, solid metal "backup" rings (drilled to match the rubber flange holes) are always placed behind the rubber flange to provide a metal bearing surface for bolt heads and nuts.

Available only in hand-built hose constructions.



SOFT END

The helical wire reinforcement is terminated several inches back from the end of the hose.

When a hose has either a corrugated cover or tube or both, a soft end is generally used and always has a smooth inside diameter and outside diameter.

Normally used in hand-built hose constructions.



AIR &
MULTIPURPOSE
General Purpose
Heavy Duty
Push-on

CHEMICAL
TRANSFER

CLEANING
EQUIPMENT

FOOD
Transfer
Washdown

MARINE

MATERIAL
HANDLING
Abrasives
Bulk Transfer
Cement & Concrete

MINING

PETROLEUM
Aircraft Fueling
Dispensing
Dock
Transfer

SPRAY

STEAM

VACUUM

VEYANCE

WATER
Discharge
Suction &
Discharge
Washdown

WELDING

COUPLING
SYSTEMS

APPENDIX C

GENERAL INFORMATION

AIR &
MULTIPURPOSE
General Purpose
Heavy Duty
Push-on

CHEMICAL
TRANSFER

CLEANING
EQUIPMENT

FOOD
Transfer
Washdown

MARINE

MATERIAL
HANDLING
Abrasives

Bulk Transfer
Cement & Concrete

MINING

PETROLEUM
Aircraft Fueling
Dispensing
Dock
Transfer

SPRAY

STEAM

VACUUM

VEYANCE

WATER
Discharge
Suction &
Discharge
Washdown

WELDING

COUPLING
SYSTEMS

HOSE TESTING METHODS

Reprinted from RMA hose handbook IP-2 2003

SAFETY WARNING:

Testing can be dangerous and should be done only by trained personnel using proper tools and procedures. Failure to follow such procedures might result in damage to property and/or serious bodily injury.

The Rubber Manufacturers Association (RMA) recognizes, accepts and recommends the testing methods of the American Society for Testing and Materials (ASTM).

Unless otherwise specified, all hose tests are to be conducted in accordance with ASTM Method No. D-380 (latest revision). Where an ASTM D-380 test is not available, another test method should be selected and described in detail.

RMA participates with ASTM under the auspices of the American National Standards Institute (ANSI) in Technical Committee 45 (TC45) of The International Organization for Standardization (ISO) in developing both hose product and hose test method standards. Many of the hose test method standards published by ISO duplicate or closely parallel those shown in ASTM D-380. Many are unique and, in those cases, the RMA may be able to provide the necessary test standard references which may be purchased from the American National Standards Institute (ANSI).

HYDROSTATIC PRESSURE TESTS

HYDROSTATIC PRESSURE TESTS ARE CLASSIFIED AS FOLLOWS:

1. DESTRUCTIVE TYPE

- | | |
|---------------|--------------|
| a. Burst test | b. Hold test |
|---------------|--------------|

Destructive Tests

Destructive tests are conducted on short specimens of hose, normally 18 inches (460 mm) to 36 inches (915 mm) in length and, as the name implies, the hose is destroyed in the performance of the test.

- a. Burst pressure is recorded as the pressure at which actual rupture of a hose occurs.
- b. A hold test, when required, is a means of determining whether weakness will develop under a given pressure for a specified period of time.

2. NON-DESTRUCTIVE TYPE

- | | | | |
|---|-------------------------------|---------------|------------------------------|
| a. Proof pressure test | c. Change in outside diameter | e. Rise test | h. Volumetric expansion test |
| b. Change in length test
(elongation or contraction) | or circumference test | f. Twist test | |
| | d. Warp test | g. Kink test | |

Non-Destructive Tests

Non-destructive tests are conducted on a full length of a hose or hose assembly. These tests are for the purpose of eliminating hose with defects which cannot be seen by visual examination or in order to determine certain characteristics of the hose while it is under internal pressure.

- a. A proof pressure test is normally applied to hose for a specified period of time. On new hose, the proof pressure is usually 50% of the minimum specified burst except for woven jacket fire hose where the proof pressure is twice the service test pressure marked on the hose (67% of specified minimum burst). Hydrostatic tests performed on fire hose in service should be no higher than the service test pressure referred to above. The regulation of these pressures is extremely important so that no deteriorating stresses will be applied, thus weakening a normal hose.
- b. With some type of hose, it is useful to know how a hose will act under pressure. All change in length tests, except when performed on wire braid or wire spiralled hose, are made with original length measurements taken under a pressure of 10 psi (0.069 MPa). The specified pressure, which is normally the proof pressure, is applied and immediate measurement of the characteristics desired are taken and recorded.

GENERAL INFORMATION

HOSE TESTING METHODS

HYDROSTATIC PRESSURE TESTS (continued):

Percent length change (elongation or contraction) is the difference between the length at 10 psi (0.069 MPa) (except wire braided or wire spiralled) and that at the proof pressure times 100 divided by the length at 10 psi (0.069 MPa). Elongation occurs if the length of the hose under the proof pressure is greater than at a pressure of 10 psi (0.069 MPa). Contraction occurs if the length at the proof pressure is less than at 10 psi (0.069 MPa). In testing wire braided or spiralled hose, the proof pressure is applied and the length recorded. The pressure is then released and, at the end of 30 seconds, the length is measured; the measurement obtained is termed the "original length."

- c. Percent change in outside diameter or circumference is the difference between the outside diameter or circumference at 10 psi (0.069 MPa) and that obtained under the proof pressure times 100 divided by the outside diameter or circumference at 10 psi (0.069 MPa). Expansion occurs if the measurement at the proof pressure is greater than at 10 psi (0.069 MPa). Contraction occurs if the measurement at the proof pressure is less than at 10 psi (0.069 MPa).
- d. Warp is the deviation from a straight line drawn from fitting to fitting; the maximum deviation from this line is warp. First, a measurement is taken at 10 psi (0.069 MPa) and then again at the proof pressure. The difference between the two, in inches, is the warp. Normally this is a feature measured on woven jacket fire hose only.
- e. Rise is a measure of the height a hose rises from the surface of the test table while under pressure. The difference between the rise at 10 psi (0.069 MPa) and at the proof pressure is reported to the nearest 0.25 inch (6.4 mm). Normally, this is a feature measured on woven jacket fire hose only.
- f. Twist is a rotation of the free end of the hose while under pressure. A first reading is taken at 10 psi (0.069 MPa) and a second reading at proof pressure. The difference, in degrees, between the 10 psi (0.069 MPa) base and that at the proof pressure is the twist. Twist is reported as right twist (to tighten couplings) or left twist. Standing at the pressure inlet and looking toward the free end of a hose, a clockwise turning is right twist and counterclockwise is left twist.
- g. Kink test is a measure of the ability of woven jacket hose to withstand a momentary pressure while the hose is bent back sharply on itself at a point approximately 18 inches (457 mm) from one end. Test is made at pressures ranging from 62% of the proof pressure on sizes 3 inches (76 mm) and 3.5 inches (89 mm) to 87% on sizes under 3 inches (76 mm). This is a test applied to woven jacket fire hose only.
- h. Volumetric expansion test is applicable only to specific types of hose, such as hydraulic or power steering hose, and is a measure of its volumetric expansion under ranges of internal pressure.

DESIGN CONSIDERATIONS

In designing hose, it is customary to develop a design ratio, which is a ratio between the minimum burst and the maximum working pressure.

Burst test data is compiled and the minimum value is established by accepted statistical techniques. This is done as a check on theoretical calculations, based on the strength of reinforcing materials and on the characteristics of the method of fabrication.

Minimum burst values are used as one factor in the establishment of a reasonable and safe maximum working pressure.

MAXIMUM WORKING PRESSURE IS ONE OF THE ESSENTIAL OPERATING CHARACTERISTICS THAT A HOSE USER MUST KNOW AND RESPECT TO ASSURE SATISFACTORY SERVICE AND OPTIMUM LIFE.

It should be noted that design ratios are dependent on more than the minimum burst. The hose technologist must anticipate natural decay in strength of reinforcing materials, and the accelerated decay induced by the anticipated environments in which the hose will be used and the dynamic situations that a hose might likely encounter in service.

Including all considerations, the following recommended design ratios are given for newly manufactured hose:

1. Water hose up to 150 psi WP: 3:1
2. Hose for all other liquids, solid materials suspended in liquids or air, and water hose over 150 psi WP: 4:1
3. Hose for compressed air and other gases: 4:1
4. Hose for liquid media that immediately changes into gas under standard atmospheric conditions: 5:1
5. Steam hose: 10:1

AIR &
MULTIPURPOSE
General Purpose
Heavy Duty
Push-on

CHEMICAL
TRANSFER

CLEANING
EQUIPMENT

FOOD
Transfer
Washdown

MARINE

MATERIAL
HANDLING
Abrasives
Bulk Transfer
Cement & Concrete

MINING

PETROLEUM
Aircraft Fueling
Dispensing
Dock
Transfer

SPRAY

STEAM

VACUUM

VEYANCE

WATER
Discharge
Suction &
Discharge
Washdown

WELDING

COUPLING
SYSTEMS

APPENDIX

APPENDIX C

GENERAL INFORMATION

AIR &
MULTIPURPOSE
*General Purpose
Heavy Duty
Push-on*

CHEMICAL
TRANSFER

CLEANING
EQUIPMENT

FOOD
*Transfer
Washdown*

MARINE

MATERIAL
HANDLING
*Abrasives
Bulk Transfer
Cement & Concrete*

MINING

PETROLEUM
*Aircraft Fueling
Dispensing
Dock
Transfer*

SPRAY

STEAM

VACUUM

VEYANCE

WATER
*Discharge
Suction &
Discharge
Washdown*

WELDING

COUPLING
SYSTEMS

ELECTRICAL RESISTANCE TESTS

FOR HOSE AND HOSE ASSEMBLIES

1.0 Purpose:

This procedure specifies methods for performing electrical resistance tests on rubber and/or plastic hose and hose assemblies.

2.0 Scope:

These procedures are intended to test electrical conductive, antistatic and nonconductive (insulating) hoses, along with electrical continuity or discontinuity between fittings.

WARNING:

Hydraulic hoses used on power and telephone mobile equipment should be tested to SAE 100R8 requirements.

3.0 Definitions:

- 3.1 Antistatic Hose - Antistatic hose constructions are those that are capable of dissipating the static electricity buildup that occurs during the high velocity flow of material through a hose.
- 3.2 Conductive Hose – Conductive hose constructions are those that are capable of conducting an electrical current.
- 3.3 Direct Current (DC): Flow of electrical current in one direction at a constant rate.
- 3.4 Electrical Conductivity: A measure of the ease with which a material is capable of conducting an electrical current.
Conductivity = 1/Resistance.
- 3.5 Electrical Resistance: Property of an object to resist or oppose the flow of an electrical current.
- 3.6 Non-Conductive (Insulating) Hose: Non-conductive hose constructions are those that resist the flow of electrical current.
- 3.7 Ohm's Law: The electrical current, I, is equal to the applied voltage, V, divided by the resistance, R. In practical terms, the higher the electrical resistance at a constant voltage, the lower the electrical current flow through an object.
- 3.8 Ohm: The amount of resistance that limits the passage of current to one ampere when a voltage of one volt is applied to it.

4.0 Apparatus:

4.1 Test Instruments: All test instruments shall have a gauge reliability and reproducibility (R&R) of less than 30%. Some instruments made to measure high electrical resistance may have an internal protection circuit built in which will cause test errors in the less than one megohm range.

During the test, no more than 3 watts (W) shall be dissipated in the specimen, to prevent erroneous results due to effects of temperature. The power dissipated shall be determined by the square of the open-circuit voltage divided by the measured resistance, see formula 1 (Power Dissipation).

$$1) \text{ Power Dissipation} = \frac{(\text{Voltage})^2}{\text{Resistance in ohms}}$$

To determine the electrical resistance of non-conductive hose, the test should be made with an instrument designed specifically for measuring insulation resistance, having a nominal open-circuit voltage of 500 Volts D.C., or with any other instrument known to give comparable results. For measuring electrical discontinuity, a 1,000 Volt D.C. source may be used instead of a 500 Volt D.C. source.

For hoses with a conductive tube or cover, the resistance values obtained may vary with the applied voltage, and errors may occur at low-test voltages. As a starting point, an ohmmeter (9 volts) can be used. For tests requiring measurement of electrical continuity between end fittings or through continuous internal or external bonded wires, the instrument used shall be an ohmmeter (9 volts).

4.2 Electrodes and Contacts: When the test procedure calls for contact with the hose cover, electrodes shall be formed around the outer circumference of the hose as bands 25 mm +2 mm, 0 mm (1" +1/16", 0") wide by applying silver lacquer/conductive liquid and metallic copper foil tape (i.e. 3M Scotch Brand) as shown in Figure 6-1. When a conductive silver lacquer (i.e. Colloidal Silver Liquid is available from Ted Pella, Inc. catalogue # 16031) is used, the surface resistance between any two points on a sample of the dried film shall not exceed 100 Ω. When a conductive liquid is

GENERAL INFORMATION

ELECTRICAL RESISTANCE TESTS

FOR HOSE AND HOSE ASSEMBLIES (continued)

used the electrode contact area shall be completely wetted and shall remain so until the end of the test. The conductive liquid shall consist of:

- Anhydrous polyethylene glycol of relative molecular mass 600: 800 parts by mass
- Water: 200 parts by mass
- Wetting agent: 1 part by mass
- Potassium Chloride: 10 parts by mass

When the test procedure calls for contact with the hose tube, it is preferable to use a copper plug of external diameter equal to or slightly greater than the hose ID or a steel hose stem, coated with the conducting liquid, and pushed 25 mm (1") into the hose. An alternative for 50 mm (2") and above hose would be to apply the conductive silver lacquer onto the hose ID, then insert the plug or hose stem. The electrical leads from the test instrument shall be clean and they should make adequate contact with the metallic copper foil and/or copper plugs/hose stems.

5.0 Preparation and Cleaning for Test:

The surfaces of the hose shall be clean. If necessary, the hose surface may be cleaned by rubbing with Fuller's earth (magnesium aluminum silicate) and water, followed by a distilled water rinse, and allowing the hose to dry in a non-contaminating environment. Do not use organic materials that attack or swell the rubber, and do not buff or abrade the test surfaces.

The surface of the hose shall not be deformed either during the application of the contacts or during the test. When using test pieces, the supports shall be outside the test length. When using a long length of hose, the hose shall be uncoiled and laid out straight on polyethylene or other suitable insulating material. Care should be taken to ensure that the hose is insulated from any electrical leakage path along the length of the hose.

6.0 Test Conditions:

For lab testing, the hose or hose assemblies shall be conditioned for at least 16 hours at $+23^{\circ}\text{C} \pm 2^{\circ}\text{C}$ ($73.4^{\circ}\text{F} \pm 3.6^{\circ}\text{F}$) with a relative humidity not to exceed 70%. However, it is permissible, by agreement between the supplier and the customer, to use the conditions prevailing in the factory, warehouse, or laboratory, provided that the relative humidity does not exceed 70%.

7.0 Test Pieces:

Prepare three test pieces approximately 300 mm (12") long from samples taken at random from a production run or lot. Condition the test pieces per section 6.0.

Place the test piece on blocks of polyethylene, or other insulating material, to provide a resistance of greater than $10^{11}\Omega$ between the test piece and the surface on which the blocks are supported. Ensure that the leads from the instrument do not touch each other, the hose, or any part except the terminal to which each is connected.

Avoid breathing on the test surfaces and thus creating condensation that may lead to inaccuracies.

8.0 Procedure for hoses with conducting tube:

Apply the electrodes as specified to the inside surface of the hose at each end of the hose. The edge of the electrode plug shall be coincident with the end of the hose. When using a conductive liquid, care shall be taken to avoid creating a leakage path between the tube and the reinforcement or cover of the hose.

Apply the metal contacts to the electrodes.

Apply the test voltage (9V) and measure the resistance 5 seconds \pm 1 second after the voltage is applied.

Note: In previous editions of the Hose Handbook, this method was referred to as the Plug Method.

9.0 Procedure for hose with conducting cover:

Apply the electrodes as specified to the outer circumference of the hose at each hose end. See Figure 6-1.

Ensure that contact is maintained with the electrodes around the circumference and that the contact pieces are sufficiently long enough for the two free ends to be held securely by a tensioning clip (see Figure 6-1) such that the fit of the electrodes is as tight as possible.

Apply the metal contacts.

Apply the test voltage (9V) and measure the resistance 5 seconds \pm 1 second after the voltage is applied.

AIR &
MULTIPURPOSE
General Purpose
Heavy Duty
Push-on

CHEMICAL
TRANSFER

CLEANING
EQUIPMENT

FOOD
Transfer
Washdown

MARINE

MATERIAL
HANDLING
Abrasives
Bulk Transfer
Cement & Concrete

MINING

PETROLEUM
Aircraft Fueling
Dispensing
Dock
Transfer

SPRAY

STEAM

VACUUM

VEYANCE

WATER
Discharge
Suction &
Discharge
Washdown

WELDING

COUPLING
SYSTEMS

APPENDIX

GENERAL INFORMATION

ELECTRICAL RESISTANCE TESTS

FOR HOSE AND HOSE ASSEMBLIES (continued)

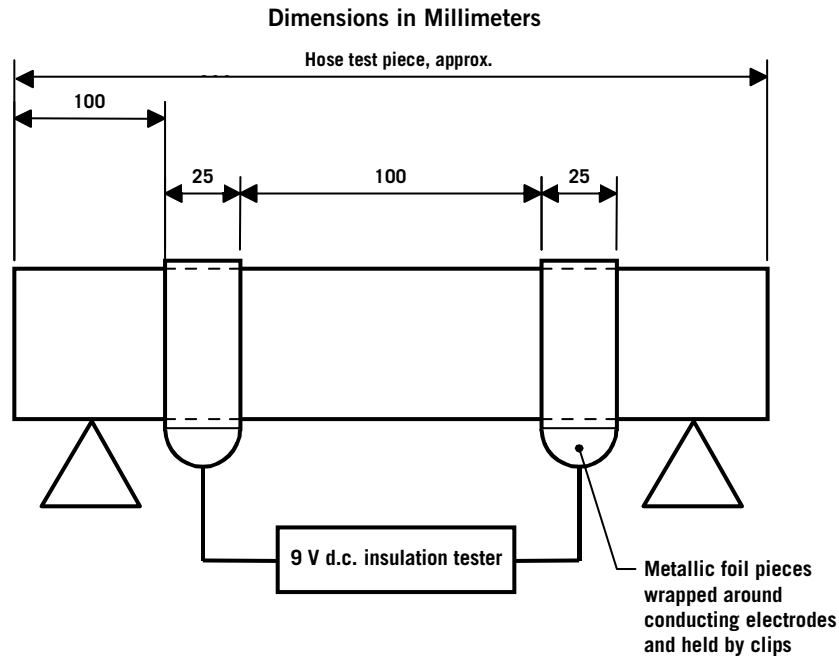


Figure 6-1 – Electrodes and contacts for testing hose

10.0 Procedure for hose with conducting or non-conducting compounds throughout:

Apply the electrodes as specified on the inside surface at one end of the hose (end A) and on the outside surface at the other end of the hose (end B).

Apply the metal contacts to the electrodes.

Apply the test voltage (9V for conductive compounds and 500V for non-conductive compounds) and measure the resistance 5 seconds \pm 1 second after the voltage is applied.

Alternative method for non-conductive hose – Nail or “Pot Room” Method

Conduct test as follows:

1. Cut sample hose, 24 inches long
2. Assure that both inside and outside of hose are free of oil, dirt, etc.
3. Pierce sample ends with clean nails, as shown in Fig. 6-2.
4. Connect nails to 1000-volt DC power source and megohm meter or 1000 volt “megger” as shown in Fig. 6-2.
5. Record total resistance, in megohms.
6. Measure “test length” as shown in Fig. 6-2.
7. Divide total resistance by test length to get megohms per inch.

AIR &
MULTIPURPOSE
General Purpose
Heavy Duty
Push-on

CHEMICAL
TRANSFER

CLEANING
EQUIPMENT

FOOD
Transfer
Washdown

MARINE

MATERIAL
HANDLING
Abrasives
Bulk Transfer
Cement & Concrete

MINING

PETROLEUM
Aircraft Fueling
Dispensing
Dock
Transfer

SPRAY

STEAM

VACUUM

VEYANCE

WATER
Discharge
Suction &
Discharge
Washdown

WELDING

COUPLING
SYSTEMS

APPENDIX

APPENDIX C

GENERAL INFORMATION

ELECTRICAL RESISTANCE TESTS

FOR HOSE AND HOSE ASSEMBLIES (continued)

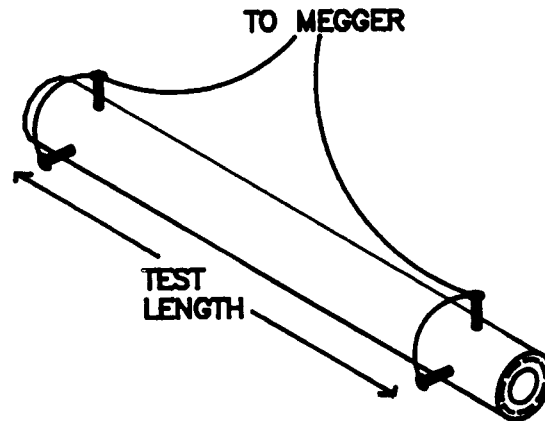


Figure 6-2 – Nail or “Pot Room” Test

11.0 Procedure for hose assemblies fitted with metal end fittings:

When it is required that the resistance of a hose assembly be measured, the leads of the test instrument shall be attached directly to the metal hose shank (threaded end connection, fixed flange, stub end of a floating flange, etc.) of the metal end fittings.

Some hoses, especially thermoplastic hoses, have conductive layers within the hose construction. These hoses shall be tested as assemblies made with fittings and assembly techniques specified by the hose and fitting manufacturer.

Apply the metal contacts to the metal end fittings.

Apply the test voltage (9V) and measure the resistance 5 seconds \pm 1 second after the voltage is applied.

12.0 Procedure for measurement of electrical continuity:

In certain types of hose constructions, electrical continuity is provided between the end fittings by means of a continuous wire or wires bonded to each coupling. When the construction is such that there are internal and external wires, the electrical continuity of both wires shall be established.

It is essential that contact resistance between the end fittings and the ohmmeter be minimized.

Apply the metal contacts to the metal end fittings.

Apply the test voltage (9V) and measure the resistance 5 seconds \pm 1 second after the voltage is applied.

AIR &
MULTIPURPOSE
General Purpose
Heavy Duty
Push-on

CHEMICAL
TRANSFER

CLEANING
EQUIPMENT

FOOD
Transfer
Washdown

MARINE

MATERIAL
HANDLING
Abrasives

Bulk Transfer
Cement & Concrete

MINING

PETROLEUM
Aircraft Fueling
Dispensing

Dock
Transfer

SPRAY

STEAM

VACUUM

VEYANCE

WATER
Discharge
Suction &
Discharge
Washdown

WELDING

COUPLING
SYSTEMS

APPENDIX

APPENDIX C

GENERAL INFORMATION

AIR &
MULTIPURPOSE
General Purpose
Heavy Duty
Push-on

CHEMICAL
TRANSFER

CLEANING
EQUIPMENT

FOOD
Transfer
Washdown

MARINE

MATERIAL
HANDLING
Abrasives
Bulk Transfer
Cement & Concrete

MINING

PETROLEUM
Aircraft Fueling
Dispensing
Dock
Transfer

SPRAY

STEAM

VACUUM

VEYANCE

WATER
Discharge
Suction &
Discharge
Washdown

WELDING

COUPLING
SYSTEMS

ELASTOMERS USED IN THE MANUFACTURE OF "RUBBER TYPE" PRODUCTS

Veyance Tradename	Industry Designation	Outstanding Feature	Sample Hose
Alphasyn[®]	Modified Cross-Link Polyethylene	Excellent high-temperature chemical resistance.	Tube compound in Viper™ chemical transfer hose.
Carbryn™	Carboxylated Nitrile	Excellent oil and abrasion resistance, good chemical resistance.	Cover compound on multipurpose hose: Gorilla [®] and Ortac [®] , pressure washer hose: Galvanator [®] and Gauntlet [®] .
Nitrile	Nitrile OR Buna-N	Oil, solvent and aromatics resistance.	Tube and cover compound in premium air and multipurpose hose, petroleum transfer hose: Gorilla [®] , Ortac [®] , Flexwing [®] Petroleum.
Chemivic™	Buna-N-Vinyl	Oil and abrasion resistant compound. Excellent ozone resistance.	Cover compound air/mp hose. Tube compound in food hose: White Flexwing [®] .
Chemrin[®]	Chlorinated Polyethylene (CPE)	Excellent chemical resistance.	Tube compound chemical hose: Brown Flexwing [®] .
Chlorobutyl	Chlorobutyl	FDA compliant material in food hose. Excellent heat resistance.	Tube compound in food hose and Flexsteel [®] 250 CB Steam Hose.
Flosyn[®]	Viton	Excellent oil and chemical resistance.	Tube compound in Orange Flexwing [®] chemical hose.
Hysunite™	Hypalon	Chemical and oil resistant.	Tube compound in chemical transfer hose: Yellow Flexwing [®] .
Nylon	Nylon	Resistant to many paint sprays, lacquers, thinners, and mild chemicals.	Tube compound in NR Paint Spray.
Omegasyn™	EPDM (abrasion-resistant)	Excellent abrasion resistance. Mild chemical resistance.	Cover compound: Viper™.
Plioflex[®]	SBR	Good abrasion resistance.	Tube and cover compound in water suction and discharge hose: Plicord [®] Water S&D.
Pyrosyn[®]	EPDM (Heat Resistant)	Heat resistant	Tube compound in Flexsteel [®] 250 Steam and Whitewater, Cover on Flexsteel [®] 250 Steam and Flexsteel [®] 250 CB Steam.

APPENDIX C

GENERAL INFORMATION

ELASTOMERS USED IN THE MANUFACTURE OF "RUBBER TYPE" PRODUCTS			
Veyance Tradename	Industry Designation	Outstanding Feature	Sample Hose
Pliosyn™	Ultra High Molecular Weight Polyethylene	Excellent chemical resistance. Good flexibility properties.	Tube compound in Fabchem™ chemical hose.
Pliovic®	Polyvinyl Chloride	Lightweight, flexible and economical.	Pliovic® 250, Spiraflex® 1600.
Pureten™	Natural Rubber	Excellent abrasion resistance, resilient, tensile strength, retains flexibility below 0°F (Poor ozone).	Tube compound in material handling hose: Blucor®, Harvest™, and Tan Flexwing®.
Speclar®	Cross-Link Polyethylene	Excellent chemical resistance.	Tube compound in Blue Flexwing® chemical hose.
Spirathane™	Urethane	Excellent abrasion resistance and good chemical resistance.	Spirathane™ LD and inner liner of Spirathane™ HD.
Teflon®	Fluorinated Propylene OR Teflon®	Excellent chemical and petroleum resistance.	Tube compound in Hi-Per® Teflon® Hose.
TPE	Thermoplastic Elastomer	Heat and/or cold resistant, flexible and resistant to solvents.	Premier.
Tufsyn®	Polybutadiene Blend	Good tensile strength, high elongation, abrasion resistance, nonstatic properties.	Tube compound in Plicord® Blast, Plicord® Dredge Sleeve, Sand Suction
Versigard®	EPDM	Heat and/or cold resistant, weather and ozone resistant, mild chemical resistance.	Tube and cover compound in multipurpose hose: Horizon®, cover compound on chemical hose: Fabchem®.
Weatherex®	Butyl	Low permeability to air and gas; outstanding dampening and shock effect.	Tube compound in chemical transfer hose: Yellow Flexwing®.
Wingprene®	Neoprene (DuPont)	All purpose elastomer; good oil, heat and chemical resistance; very good ozone resistance.	Cover compound in petroleum transfer hose: Super Black Flexwing®, and Red Flextra®.

AIR &
MULTIPURPOSE
General Purpose
Heavy Duty
Push-on

CHEMICAL
TRANSFER

CLEANING
EQUIPMENT

FOOD
Transfer
Washdown

MARINE

MATERIAL
HANDLING
Abrasives
Bulk Transfer
Cement & Concrete

MINING

PETROLEUM
Aircraft Fueling
Dispensing
Dock
Transfer

SPRAY

STEAM

VACUUM

VEYANCE

WATER
Discharge
Suction &
Discharge
Washdown

WELDING

COUPLING
SYSTEMS

APPENDIX

APPENDIX C

GENERAL INFORMATION

HOW TO SELECT THE RIGHT HOSE

AIR &
MULTIPURPOSE
*General Purpose
Heavy Duty
Push-on*

CHEMICAL
TRANSFER

CLEANING
EQUIPMENT

FOOD
*Transfer
Washdown*

MARINE

MATERIAL
HANDLING
*Abrasives
Bulk Transfer
Cement & Concrete*

MINING

PETROLEUM
*Aircraft Fueling
Dispensing
Dock
Transfer*

SPRAY

STEAM

VACUUM

VEYANCE

WATER
*Discharge
Suction &
Discharge
Washdown*

WELDING

COUPLING
SYSTEMS

In order to obtain the best service from any particular hose application, two important conditions must be fulfilled:

1. To select the right hose for the job.
2. To make sure, that after having obtained the right hose, it is fitted correctly and used in a proper manner.

When considering a particular hose application, the following basic factors should be considered:

1. Inside diameter.
2. Outside diameter.
3. Materials being conveyed (e.g., air, water, acids, oils, steam, etc.).
4. Precise composition of substance (important in the case of oils, solvents, spraying media, foods, beverages, petroleum products, gases, etc.).
5. Concentration (in the case of chemicals).
6. Maximum temperature of substance.
7. Maximum pressure (including any possible surge or back pressure).
8. Degree of vacuum (in the case of suction hose).
9. External conditions. The scope of this factor is possibly the widest of all and covers such things as:
 - Abrasion.
 - Climactic conditions.
 - Direct heat.
 - Radiated heat.
 - Contamination from oil, grease, solvents, acids, etc.
 - End loads.
 - Flexings — degree and cycle.
 - Crushing conditions.
 - Kinking conditions.
10. Details of couplings (particularly in specialized applications).

Steam Hose

Air, steam and water hoses are the three types of hose most used in industrial plants. The following instructions apply in general to these types of hose. Since steam service is usually the most severe in the average plant, particular attention is directed to steam hose. In selecting a hose for a steam installation it is important that the type recommended is sufficient to handle the maximum working pressure. Your Goodyear Engineered Products representative will assist in making recommendations.

At elevated temperatures, steam severely affects rubber hose of all types, so it is important that temperature be considered in the choice of a steam hose. High steam temperature and pressure can cause deterioration in certain reinforcing members used in hose and a relatively small increase in temperature can greatly affect hose performance.

The steam pressure is important in that it determines the minimum temperature condition under which the hose will be used. If the steam is saturated, its temperature is directly related to its pressure. The temperature may be determined from the Saturated Steam Table on page 317. However, if steam is superheated, the degree of superheating must be known to determine the actual temperature which the hose must withstand.

The flex factor takes into consideration the magnitude of the flexing and its time cycle. A flexing that is rapid and continuous, even though of small magnitude, would be considered as severe as flexing that is large in magnitude but with an extremely long time cycle. The degree of flexing is an important factor in the ultimate life of the hose.

Refer to R.M.A. Technical Information Bulletin #1P-11-1.

Air Hose

Many fine types of air hose, equipped with tough, abrasion-resisting covers and with are offered tube stocks which will successfully resist oil mist, if present. Where tools are lubricated through hose, only the very best quality air hose with highest grade oil-resisting tube should be used. The recommended working pressure should be sufficient to withstand the maximum pressures encountered.

Water Hose

In the selection of the correct water hose for any service, the same principles apply as for air and steam hose.

Suction Hose

Most Goodyear Engineered Products vacuum or suction hose are designed to withstand full vacuum. However, in some of the lighter styles, less than full vacuum is recommended.

Use the information in this catalog to help determine the best hose for your application. To assist your efforts to collect the data necessary to make a proper hose recommendation, use the form on the next page.

APPENDIX C

GENERAL INFORMATION

INDUSTRIAL HOSE INQUIRY/RECOMMENDATION

SIZE:		PRESSURE(S):	
I.D.		Working Pressure (Including Surges)	
O.D.		Burst Pressure	
Hose Length (OAL or uncoupled length)		Suction or Vacuum Requirements	
Tolerances		Velocity	
		Impulse	
TEMPERATURE:		ENDS & FITTINGS:	
of Material Being Conveyed (High, Low, Ambient)		Factory Applied Fittings:	
of Outside Exposure (High, Low, Ambient)		Type of threads	
Intermittent?		Male/Female	
Constant?		Reusable/Nonreusable	
Sub-zero Exposure?		Material for Fittings	
APPLICATION(S):		Built-in Fittings / Ends:	
Indoor and/or Outdoor Use		Beaded	
Intermittent or Continuous Use		Flanged	
Flexibility Required (Min. Bend Radius)		Rubber-Lined	
Movement (Static, Vibrations, Flexing)		Other	
External Conditions: Abrasion		Cut to Length	
Oil		Crimp Specs/Crimper (Hydraulics)	
Solvents		DELIVERY:	
Acid		Lead time	
Ozone		Quantity	
Electrical/Static Conductive		Stock/Nonstock	
Oil Resistance: Tube		Special Print	
Cover		Special Packaging	
Flame Resistance		OTHER INFORMATION:	
Non-contaminating Materials		Customer:	
Hose Currently in Use		Date:	
Current Hose Service Life/Failure Description		Customer #:	
Service Life Desired		Ship To:	
MATERIAL(S) BEING CONVEYED:		Bill To:	
Solids (Size, Description)		Telephone #:	
Gaseous (Volatility, Inert)		Fax#:	
Liquids (Flammability, Causticity, Acid/Alkaline, Solution/Concentration)		Bolded block areas MUST be filled out on all inquiries.	
Chemical Names (Generic)			

AIR &
MULTIPURPOSE
General Purpose
Heavy Duty
Push-on

CHEMICAL
TRANSFER

CLEANING
EQUIPMENT

FOOD
Transfer
Washdown

MARINE

MATERIAL
HANDLING
Abrasives
Bulk Transfer
Cement & Concrete

MINING

PETROLEUM
Aircraft Fueling
Dispensing
Dock
Transfer

SPRAY

STEAM

VACUUM

VEYANCE

WATER
Discharge
Suction &
Discharge
Washdown

WELDING

COUPLING
SYSTEMS

APPENDIX C

GENERAL INFORMATION

AIR &
MULTIPURPOSE
General Purpose
Heavy Duty
Push-on

TEMPERATURE CONVERSION

Locate temperature in middle column. If in °C, read °F equivalent in right-hand column; if in °F, read °C in left-hand column.

CHEMICAL
TRANSFER

CLEANING
EQUIPMENT

FOOD

Transfer
Washdown

MARINE

MATERIAL
HANDLING

Abrasives
Bulk Transfer
Cement & Concrete

MINING

PETROLEUM

Aircraft Fueling
Dispensing

Dock

Transfer

SPRAY

STEAM

VACUUM

VEYANCE

WATER

Discharge
Suction &

Discharge
Washdown

WELDING

COUPLING
SYSTEMS

-459° to 0°			1° to 60°			61° to 290°			300° to 890°			900° to 3000°		
C	C F	F	C	C F	F	C	C F	F	C	C F	F	C	C F	F
-273	-459.4		-17.2	1	33.8	16.1	61	141.8	149	300	572	482	900	1652
-268	-450		-16.7	2	35.6	16.7	62	143.6	154	310	590	488	910	1670
-262	-440		-16.1	3	37.4	17.2	63	145.4	160	320	608	493	920	1688
-257	-430		-15.6	4	39.2	17.8	64	147.2	166	330	626	499	930	1706
-251	-420		-15.0	5	41.0	18.3	65	149.0	171	340	644	504	940	1724
-246	-410		-14.4	6	42.8	18.9	66	150.8	177	350	662	510	950	1742
-240	-400		-13.9	7	44.6	19.4	67	152.6	182	360	680	516	960	1760
-234	-390		-13.3	8	46.4	20.0	68	154.4	188	370	698	521	970	1778
-229	-380		-12.8	9	48.2	20.6	69	156.2	193	380	716	527	980	1796
-223	-370		-12.2	10	50.0	21.1	70	158.0	199	390	734	532	990	1814
-218	-360		-11.7	11	51.8	21.7	71	159.8	204	400	752	538	1000	1832
-212	-350		-11.1	12	53.6	22.2	72	161.6	210	410	770	549	1020	1868
-207	-340		-10.6	13	55.4	22.8	73	163.4	216	420	788	560	1040	1904
-201	-330		-10.0	14	57.2	23.3	74	165.2	221	430	806	571	1060	1940
-196	-320		-9.4	15	59.0	23.9	75	167.0	227	440	824	582	1080	1976
-190	-310		-8.9	16	60.8	24.4	76	168.8	232	450	842	593	1100	2012
-184	-300		-8.3	17	62.6	25.0	77	170.6	238	460	860	604	1120	2048
-179	-290		-7.8	18	64.4	25.6	78	172.4	243	470	878	616	1140	2084
-173	-280		-7.2	19	66.2	26.1	79	174.2	249	480	896	627	1160	2120
-169	-273	-459.4	-6.7	20	68.0	26.7	80	176.0	254	490	914	638	1180	2156
-168	-270	-454	-6.1	21	69.8	27.2	81	177.8	260	500	932	649	1200	2192
-162	-260	-436	-5.6	22	71.6	27.8	82	179.6	266	510	950	660	1220	2228
-157	-250	-418	-5.0	23	73.4	28.3	83	181.4	271	520	968	671	1240	2264
-151	-240	-400	-4.4	24	75.2	28.9	84	183.2	277	530	986	682	1260	2300
-146	-230	-382	-3.9	25	77.0	29.4	85	185.0	282	540	1004	693	1280	2336
-140	-220	-364	-3.3	26	78.8	30.0	86	186.8	288	550	1022	704	1300	2372
-134	-210	-346	-2.8	27	80.6	30.6	87	188.6	293	560	1040	732	1350	2462
-129	-200	-328	-2.2	28	82.4	31.1	88	190.4	299	570	1058	760	1400	2552
-123	-190	-310	-1.7	29	84.2	31.7	89	192.2	304	580	1076	788	1450	2642
-118	-180	-292	-1.1	30	86.0	32.2	90	194.0	310	590	1094	816	1500	2732
-112	-170	-274	-0.6	31	87.8	32.8	91	195.8	316	600	1112	843	1550	2822
-107	-160	-256	0.0	32	89.6	33.3	92	197.6	321	610	1130	871	1600	2912
-101	-150	-238	0.6	33	91.4	33.9	93	199.4	327	620	1148	899	1650	3002
-96	-140	-220	1.1	34	93.2	34.4	94	201.2	332	630	1166	927	1700	3092
-90	-130	-202	1.7	35	95.0	35.0	95	203.0	338	640	1184	954	1750	3182
-84	-120	-184	2.2	36	96.8	35.6	96	204.8	343	650	1202	983	1800	3272
-79	-110	-166	2.8	37	98.6	36.1	97	206.6	349	660	1220	1010	1850	3362
-73	-100	-148	3.3	38	100.4	36.7	98	208.4	354	670	1238	1038	1900	3452
-68	-90	-130	3.9	39	102.2	37.2	99	210.2	360	680	1256	1066	1950	3542
-62	-80	-112	4.4	40	104.0	37.8	100	212.0	366	690	1274	1093	2000	3632
-57	-70	-94	5.0	41	105.8	43	110	230	371	700	1292	1121	2050	3722
-51	-60	-76	5.6	42	107.6	49	120	248	377	710	1310	1149	2100	3812
-46	-50	-58	6.1	43	109.4	54	130	266	382	720	1328	1177	2150	3902
-40	-40	-40	6.7	44	111.2	60	140	284	388	730	1346	1204	2200	3992
-34	-30	-22	7.2	45	113.0	66	150	302	393	740	1364	1232	2250	4082
-29	-20	-4	7.8	46	114.8	71	160	320	399	750	1382	1260	2300	4172
-23	-10	14	8.3	47	116.6	77	170	338	404	760	1400	1288	2350	4262
-17.8	0	32	8.9	48	118.4	82	180	356	410	770	1418	1316	2400	4352
			9.4	49	120.2	88	190	374	416	780	1436	1343	2450	4442
			10.0	50	122.0	93	200	392	421	790	1454	1371	2500	4532
			10.6	51	123.8	99	210	410	427	800	1472	1399	2550	4622
			11.1	52	125.6	100	212	413.6	432	810	1490	1427	2600	4712
			11.7	53	127.4	104	220	428	438	820	1508	1454	2650	4802
			12.2	54	129.2	110	230	446	443	830	1526	1482	2700	4892
			12.8	55	131.0	116	240	464	449	840	1544	1510	2750	4982
			13.3	56	132.8	121	250	482	454	850	1562	1538	2800	5072
			13.9	57	134.6	127	260	500	460	850	1580	1566	2850	5162
			14.4	58	136.4	132	270	518	466	870	1598	1593	2900	5252
			15.0	59	138.2	138	280	536	471	880	1616	1621	2950	5342
			15.6	60	140.0	143	290	554	477	890	1634	1649	3000	5432

APPENDIX C

GENERAL INFORMATION

USEFUL CONVERSION CHARTS

Decimal and Millimeter Equivalents of Fractions

Inches			Inches		
Fractions	Decimals	Millimeters	Fractions	Decimals	Millimeters
1/64	.015625	.397	33/64	.515625	13.097
1/32	.03125	.794	17/32	.53125	13.494
3/64	.046875	1.191	35/64	.546875	13.891
1/16	.0625	1.588	9/16	.5625	14.288
5/64	.078125	1.984	37/64	.578125	14.684
3/32	.09375	2.381	19/32	.59375	15.081
7/64	.109375	2.778	39/64	.609375	15.478
1/8	.125	3.175	5/8	.625	15.875
9/64	.140625	3.572	41/64	.640625	16.272
5/32	.15625	3.969	21/32	.65625	16.669
11/64	.171875	4.366	43/64	.671875	17.066
3/16	.1875	4.763	11/16	.6875	17.463
13/64	.203125	5.159	45/64	.703125	17.859
7/32	.21875	5.556	23/32	.71875	18.256
15/64	.234375	5.953	47/64	.734375	18.653
1/4	.250	6.350	3/4	.750	19.050
17/64	.265625	6.747	49/64	.765625	19.447
9/32	.28125	7.144	25/32	.78125	19.844
19/64	.296875	7.541	51/64	.796875	20.241
5/16	.3125	7.938	13/16	.8125	20.638
21/64	.328125	8.334	53/64	.828125	21.034
11/32	.34375	8.731	27/32	.84375	21.431
23/64	.359375	9.128	55/64	.859375	21.828
3/8	.375	9.525	7/8	.875	22.225
25/64	.390625	9.922	57/64	.890625	22.622
13/32	.40625	10.319	29/32	.90625	23.019
27/64	.421875	10.716	59/64	.921875	23.416
7/16	.4375	11.113	15/16	.9375	23.813
29/64	.453125	11.509	61/64	.953125	24.209
15/32	.46875	11.906	31/32	.96875	24.606
31/64	.484375	12.303	63/64	.984375	25.003
1/2	.500	12.700	1	1.000	25.400

Pressure Conversion (feet of water to pounds per square inch)

Based on formula (psi) = Pressure Head [Ft. of Water] x 0.433

Pressure Head (Ft. of Water)	Pressure (psi)	Pressure Head (Ft. of Water)	Pressure (psi)	Pressure Head (Ft. of Water)	Pressure (psi)
0	0	200	87	410	177
5	2.2	210	91	420	182
10	4.3	220	95	430	186
20	8.7	230	100	440	190
30	13	240	104	450	195
40	17	250	108	460	199
50	22	260	113	470	203
60	26	270	117	480	208
70	30	280	121	490	212
80	35	290	126	500	216
90	39	300	130	550	238
100	43	310	134	600	260
110	48	320	139	650	281
120	52	330	143	700	303
130	56	340	147	750	325
140	61	350	151	800	346
150	65	360	156	850	368
160	69	370	160	900	390
170	74	380	164	950	411
180	78	390	169	1000	433
190	82	400	173		

Pressure Conversion

(feet of water to inches of mercury)

Feet of Water	Inches of Mercury
1	0.9
2	1.8
4	3.5
6	5.3
8	7.1
10	8.8
12	10.6
14	12.4
16	14.1
18	15.9
20	17.7
22	19.4
24	21.2
26	23.0
28	24.8
30	26.5
32	28.3
34	30.0

Measures of Pressures

1 lb. per square inch = 144 lbs. per square foot = 0.068 atmosphere = 2.042 inches of mercury @ 62°F = 2.31 feet of water at 62°F.

1 atmosphere = 30 inches of mercury at 62°F = 14.7 lbs. per square inch = 2116.3 lbs. per square foot = 33.95 feet of water at 62°F.

1 foot of water at 62°F = 62.355 lbs. per square foot = 0.433 lb. per square inch.

1 inch of mercury at 62°F = 1.132 feet of water = 13.58 inches of water = 0.491 lb. per square inch.

Column of water 12 inches high, 1 inch diameter = .341 lb.

AIR &
MULTIPURPOSE
General Purpose
Heavy Duty
Push-on

CHEMICAL
TRANSFER

CLEANING
EQUIPMENT

FOOD
Transfer
Washdown

MARINE

MATERIAL
HANDLING
Abrasives
Bulk Transfer
Cement & Concrete

MINING

PETROLEUM
Aircraft Fueling
Dispensing
Dock
Transfer

SPRAY

STEAM

VACUUM

VEYANCE

WATER
Discharge
Suction &
Discharge
Washdown

WELDING

COUPLING
SYSTEMS

APPENDIX C

GENERAL INFORMATION

AIR &
MULTIPURPOSE
General Purpose
Heavy Duty
Push-on

CHEMICAL
TRANSFER

CLEANING
EQUIPMENT

FOOD
Transfer
Washdown

MARINE

MATERIAL
HANDLING
Abrasives
Bulk Transfer
Cement & Concrete

MINING

PETROLEUM
Aircraft Fueling
Dispensing
Dock
Transfer

SPRAY

STEAM

VACUUM

VEYANCE

WATER
Discharge
Suction &
Discharge
Washdown

WELDING

COUPLING
SYSTEMS

LENGTH CONVERSION CONSTANTS

Metric to U.S.	U.S. to Metric
Millimeters x .039370 = inches	Inches x 25.4001 = millimeters
Meters x 39.370 = inches	Inches x .0254 = meters
Meters x 3.2808 = feet	Feet x .30480 = meters
Meters x 1.09361 = yards	Yards x .91440 = meters
Kilometers x 3,280.8 = feet	Feet x .0003048 = kilometers
Kilometers x .62137 = Statute Miles	Statute Miles x 1.60935 = kilometers
Kilometers x .53959 = Nautical Miles	Nautical Miles x 1.85325 = kilometers

WEIGHT CONVERSION CONSTANTS

Metric to U.S.	U.S. to Metric
Grams x 981 = dynes	Dynes x .0010193 = grams
Grams x 15.432 = grains	Grains x .0648 = grams
Grams x .03527 = ounces (Avd.)	Ounces (Avd.) x 28.35 = grams
Grams x .033818 = fluid ounces (water)	Fluid Ounces (Water) x 29.57 = grams
Kilograms x 35.27 = ounces (Avd.)	Ounces (Avd.) x .02835 = kilograms
Kilograms x 2.20462 = pounds (Avd.)	Pounds (Avd.) x .45359 = kilograms
Metric tons (1000 Kg.) x 1.10231 = Net ton (2000 lbs.)	Net ton (2000 lbs.) x .90719 = Metric tons (1000 Kg.)
Metric tons (1000 Kg.) x .98421 = Gross ton (2240 lbs.)	Gross ton (2240 lbs.) x 1.101605 = Metric tons (1000 Kg.)

AREA CONVERSION CONSTANTS

Metric to U.S.	U.S. to Metric
Square millimeters x .00155 = square inches	Square inches x 645.163 = square millimeters
Square centimeters x .155 = square inches	Square inches x 6.45163 = square centimeters
Square meters x 10.76387 = square feet	Square feet x .0929 = square meters
Square meters x 1.19599 = square yards	Square yards x .83613 = square meters
Hectares x 2.47104 = acres	Acres x .40469 = hectares
Square kilometers x 247.104 = acres	Acres x .0040469 = square kilometers
Square kilometers x .3861 = square miles	Square miles x 2.5899 = square kilometers

APPENDIX C

GENERAL INFORMATION

PROPERTIES OF SATURATED STEAM

The steam pressure is important because it determines the minimum temperature condition under which the hose will be used. The operating temperature is a very important factor in selecting a steam hose as a relatively small increase in temperature can greatly reduce the hose life.

Pressure-Temperature Equivalents of Saturated Steam

Lbs. per sq. in. pressure	Temperature		Lbs. per sq. in. pressure	Temperature	
	°F	°C		°F	°C
0	212.0	100.0	110	344.1	173.4
5	227.1	108.4	115	347.2	175.1
10	239.4	115.2	120	350.1	175.7
15	249.8	121.0	125	352.9	178.3
20	258.8	126.0	130	355.6	179.8
22	261.2	127.8	135	358.3	181.3
24	265.3	129.6	140	360.9	182.7
26	268.3	131.3	145	363.4	184.1
28	271.2	132.9	150	365.9	185.5
30	274.1	134.5	155	368.2	186.8
32	276.8	136.0	160	370.6	188.1
34	279.3	137.4	165	373.9	189.4
36	281.8	138.8	170	375.3	190.7
38	284.4	140.2	175	377.4	191.9
40	286.7	141.5	180	379.6	193.1
42	289.0	142.8	185	381.7	194.3
44	291.2	144.0	190	383.7	195.4
46	293.5	145.3	195	385.9	196.6
48	295.5	146.4	200	387.9	197.7
50	294.7	147.6	205	398.8	198.8
52	299.9	148.7	210	391.6	199.8
54	301.6	149.8	215	392.9	200.5
56	303.6	150.9	220	395.4	201.7
58	308.4	151.9	225	397.2	202.9
60	307.4	153.0	230	399.0	203.9
62	309.2	154.0	235	400.7	204.8
64	310.8	154.9	240	402.5	205.8
66	312.6	155.9	245	404.2	206.8
68	314.2	156.8	250	406.1	207.8
70	316.0	157.0	255	407.7	208.7
72	317.7	158.7	260	409.4	209.7
74	319.3	159.6	265	411.0	210.6
76	320.9	160.5	270	412.6	211.4
78	322.3	161.3	275	414.2	202.3
80	323.8	162.1	280	415.7	213.2
85	327.6	164.2	300	421.0	216.1
90	331.2	166.2	350	436.5	224.7
95	334.6	168.1			
100	337.8	169.9			
105	341.1	171.7			

AIR &
MULTIPURPOSE
General Purpose
Heavy Duty
Push-on

CHEMICAL
TRANSFER

CLEANING
EQUIPMENT

FOOD
Transfer
Washdown

MARINE

MATERIAL
HANDLING
Abrasives
Bulk Transfer
Cement & Concrete

MINING

PETROLEUM
Aircraft Fueling
Dispensing
Dock
Transfer

SPRAY

STEAM

VACUUM

VEYANCE

WATER
Discharge
Suction &
Discharge
Washdown

WELDING

COUPLING
SYSTEMS

APPENDIX

APPENDIX C

GENERAL INFORMATION

AIR &
MULTIPURPOSE
General Purpose
Heavy Duty
Push-on

CHEMICAL
TRANSFER

CLEANING
EQUIPMENT

FOOD
Transfer
Washdown

MARINE

MATERIAL
HANDLING
Abrasives
Bulk Transfer
Cement & Concrete

MINING

PETROLEUM
Aircraft Fueling
Dispensing
Dock
Transfer

SPRAY

STEAM

VACUUM

VEYANCE

WATER
Discharge
Suction &
Discharge
Washdown

WELDING

COUPLING
SYSTEMS

FLOW DATA

This table may be used to determine the pressure loss in hose connected to rock drills and pneumatic tools. It is correct for hose with smooth inside lining. Hose with rough inside lining may have a friction loss of as much as 50% greater than the figures given in the table.

		AIR FLOW PRESSURE LOSS														
		PULSATING FLOW														
Size of Hose	Gauge pressure at line	Cubic feet free air per minute passing through 50 foot lengths of hose														
		20	30	40	50	60	70	80	90	100	110	120	130	140	150	
		Loss of pressure in pounds per square inch – 50 foot hose length														
½ in. with couplings at each end	50	1.8	5.0	10.1	18.1											
	60	1.3	4.0	8.4	14.8	23.4										
	70	1.0	3.4	7.0	12.4	20.0	28.4									
	80	.9	2.8	6.0	10.8	17.4	25.2	34.6								
	90	.8	2.4	5.4	9.5	14.8	22.0	30.5	41.0							
	100	.7	2.3	4.8	8.4	13.3	19.3	27.2	36.6							
¾ in. with couplings at each end	110	.6	2.0	4.3	7.6	12.0	17.6	24.6	33.3	44.5						
	50	.4	.8	1.5	2.4	3.5	4.4	6.5	8.5	11.4	14.2					
	60	.3	.6	1.2	1.9	2.8	3.8	5.2	6.8	8.6	11.2					
	70	.2	.5	.9	1.5	2.3	3.2	4.2	5.5	7.0	8.8	11.0				
	80	.2	.5	.8	1.3	1.9	2.8	3.6	4.7	5.8	7.2	8.8	10.6			
	90	.2	.4	.7	1.1	1.6	2.3	3.1	4.0	5.0	6.2	7.5	9.0			
1 in. with couplings at each end	100	.2	.4	.6	1.0	1.4	2.0	2.7	3.5	4.4	5.4	6.6	7.9	9.4	11.1	
	110	.1	.3	.5	.9	1.3	1.8	2.4	3.1	3.9	4.9	5.9	7.1	8.4	9.9	
	50	.1	.2	.3	.5	.8	1.1	1.5	2.0	2.6	3.5	4.8	7.0			
	60	.1	.2	.3	.4	.6	.8	1.2	1.5	2.0	2.6	3.3	4.2	5.5	7.2	
	70		.1	.2	.4	.5	.7	1.0	1.3	1.6	2.0	2.5	3.1	3.8	4.7	
	80		.1	.2	.3	.5	.7	.8	1.1	1.4	1.7	2.0	2.4	2.7	3.5	
1¼ in. with couplings at each end	90		.1	.2	.3	.4	.6	.7	.9	1.2	1.4	1.7	2.0	2.4	2.8	
	100		.1	.2	.2	.4	.5	.6	.8	1.0	1.2	1.5	1.8	2.1	2.4	
	110		.1	.2	.2	.3	.4	.6	.7	.9	1.1	1.3	1.5	1.8	2.1	
	50			.1	.2	.2	.3	.4	.5	.7	1.1					
	60			.1	.2	.2	.3	.3	.5	.6	.8	1.0	1.2	1.5		
	70			.1	.2	.2	.3	.4	.4	.5	.7	.8	1.0	1.3	1.6	
1½ in. with couplings at each end	80				.1	.2	.2	.3	.4	.5	.6	.7	.8	1.0	1.3	
	90					.1	.2	.2	.3	.3	.4	.5	.6	.7	.8	
	100						.1	.2	.2	.3	.4	.4	.5	.6	.7	
	110							.1	.2	.2	.3	.3	.4	.5	.6	
	50							.1	.2	.2	.3	.3	.4	.5	.6	
	60								.1	.2	.2	.3	.3	.4	.5	
VEYANCE	70								.1	.2	.2	.3	.3	.4	.5	
	80									.1	.2	.2	.3	.3	.4	
	90										.1	.2	.2	.3	.4	
	100											.1	.2	.2	.3	
	110												.1	.2	.2	
														.1	.2	.2

For longer or shorter lengths of hose, the friction loss is proportional to the length, e.g., for 25 feet, half of the above; for 150 feet, three times the above, etc.

APPENDIX C

GENERAL INFORMATION

FLOW DATA (continued)

		WATER FLOW PRESSURE LOSS (PSI per 100 feet of hose)								
Flow of water in U.S. gal. per min.	Flow of water in cu. feet per sec.	Actual Internal Diameter, Inches								
		1/2	5/8	3/4	1	1 1/4	1 1/2	2	2 1/2	3
0.5	.001	0.4								
1.5	.003	3.02	1.01	0.42						
2.5	.005	7.75	2.58	1.08						
5	.011	27.8	9.27	3.86	0.95	0.32	0.13			
10	.022	99.5	33.2	13.8	3.38	1.14	0.47	0.12		
15	.033		71.0	29.6	7.25	2.45	1.01	0.25	0.08	
20	.044		121.0	50.3	12.4	4.15	1.71	0.42	0.14	
25	.055			76.5	18.7	6.34	2.60	0.64	0.22	
30	.066			108.0	26.5	8.96	3.68	0.90	0.30	0.13
35	.077			142.0	34.8	11.8	4.83	1.18	0.40	0.17
40	.088				44.7	15.1	6.20	1.52	0.51	0.21
45	.099				55.0	18.6	7.65	1.87	0.63	0.26
50	.110				67.5	22.8	9.35	2.28	0.78	0.32
60	.132				94.3	31.8	13.1	3.19	1.08	0.45
70	.154				126.0	42.5	17.5	4.25	1.44	0.60
80	.176					54.6	22.5	5.48	1.86	0.77
90	.198					67.5	27.8	6.80	2.30	0.95
100	.223					81.5	33.5	8.19	2.78	1.15
125	.278					124.0	50.6	12.4	4.20	1.73
150	.334						72.1	17.6	6.97	2.46
175	.390						94.5	23.1	7.83	3.23
200	.446						122.0	29.6	10.1	4.15
225	.501							36.8	12.5	5.15
250	.557							44.6	15.2	6.28
275	.613							53.3	18.1	7.45
300	.688							62.5	21.2	8.75
325	.724							72.5	24.6	10.2
350	.780							83.2	28.2	11.7
375	.836							94.5	32.1	13.3
400	.891							107.0	36.2	14.9
450	1.00								44.9	18.6
500	1.11								54.5	22.5
600	1.34								76.5	31.6
700	1.56								102.0	42.1
800	1.78								131.0	53.9
900	2.00									66.8
1000	2.23									81.4
1100	2.45									97.0
1200	2.67									114.0
1300	2.90									132.0
1400	3.12									
1500	3.34									
1600	3.56									
1800	4.01									
2000	4.45									

Note: The pressure loss experienced by a liquid flowing through a hose depends on the rate of flow, the viscosity of the liquid, the hose ID, the smoothness of the tube, and the hose length. This chart shows the relationship between rate of flow, ID, and pressure loss for water at 68°F with a viscosity of one centipoise. The pressure is directly proportional to the length of the hose, therefore, the data shown can be easily extended by use of proportions, e.g., the pressure drop for 50 feet of hose length is half that for 100 feet.

AIR &
MULTIPURPOSE
General Purpose
Heavy Duty
Push-on

CHEMICAL
TRANSFER

CLEANING
EQUIPMENT

FOOD
Transfer
Washdown

MARINE

MATERIAL
HANDLING
Abrasives
Bulk Transfer
Cement & Concrete

MINING

PETROLEUM
Aircraft Fueling
Dispensing
Dock
Transfer

SPRAY

STEAM

VACUUM

VEYANCE

WATER
Discharge
Suction &
Discharge
Washdown

WELDING

COUPLING
SYSTEMS

APPENDIX



APPENDIX C

GENERAL INFORMATION

AIR &
MULTIPURPOSE
General Purpose
Heavy Duty
Push-on

CHEMICAL
TRANSFER

CLEANING
EQUIPMENT

FOOD

Transfer
Washdown

MARINE

MATERIAL
HANDLING

Abrasives
Bulk Transfer
Cement & Concrete

MINING

PETROLEUM

Aircraft Fueling
Dispensing

Dock
Transfer

SPRAY

STEAM

VACUUM

VEYANCE

WATER

Discharge
Suction &
Discharge
Washdown

WELDING

COUPLING
SYSTEMS

FLOW DATA (continued)		WATER FLOW PRESSURE LOSS (PSI per 100 feet of hose)						
	Flow of water in cu. feet per sec.	Actual Internal Diameter, Inches						
		4	6	8	10	12	14	16
	100	.223	.26					
	125	.278	.40					
	150	.334	.54					
	175	.390	.70	.10				
	200	.446	.90	.13				
	225	.501	1.08	.16				
	250	.557	1.34	.19				
	275	.613	1.60	.24				
	300	.668	1.84	.28				
	325	.724	2.04	.33				
	350	.780	2.30	.37				
	375	.836	2.80	.44				
	400	.891	3.10	.49				
	425	.947	3.40	.54				
	450	1.00	3.80	.60				
	475	1.06	4.25	.70				
	500	1.11	4.60	.78	.16			
	550	1.22	5.60	.93	.18			
	600	1.34	6.60	1.10	.23			
	650	1.45	7.60	1.30	.27			
	700	1.56	8.60	1.50	.30			
	750	1.67	9.60	1.70	.34			
	800	1.78	10.80	1.90	.39			
	850	1.89	12.00	2.20	.44			
	900	2.00		2.40	.49			
	950	2.12	2.60	.54				
	1000	2.23	2.80	.59	.19			
	1100	2.45	3.20	.66	.23			
	1200	2.67	3.70	.74	.27			
	1300	2.90	4.50	.88	.31			
	1400	3.12	5.30	1.10	.35	.15		
	1500	3.34	6.20	1.25	.40	.17		
	1600	3.56	7.00	1.40	.45	.19		
	1800	4.01	8.80	1.80	.54	.24		
	2000	4.45	16.50	2.20	.64	.29	.14	
	2500	5.57		3.40	.98	.42	.21	
	3000	6.68		4.50	1.40	.58	.29	.14
	3500	7.80		6.20	1.90	.79	.39	.18
	4000	8.91		8.20	2.40	1.00	.50	.23
	4500	10.03		10.20	3.00	1.25	.62	.28
	5000	11.14			3.80	1.50	.74	.34
	6000	13.37			5.20	2.10	1.10	.46
	7000	15.60			7.00	2.80	1.40	.62
	8000	17.82			9.20	3.70	1.80	.80
	9000	20.05			11.50	4.60	2.30	1.00
	10000	22.28				5.70	2.80	1.25
	12000	26.74				6.70	3.70	1.70
	14000	31.19				10.00	5.00	2.40
	16000	35.65				13.50	6.80	3.30
	18000	40.10					8.80	4.40
	20000	44.56					11.00	5.50

APPENDIX C

GENERAL INFORMATION

OPEN-END DISCHARGE

The term "open-end discharge" refers to a hose which empties a fluid into the atmosphere. Even though one end is open, the pressure is not low throughout the hose.

The inlet end pressure is equal to that in the line to which the hose is connected unless the flow rate is so low that the hose is not completely filled. The pressure along the hose length drops from a maximum at the inlet to zero at the outlet and the pressure at any given point along the length is nearly proportional to the distance from the hose inlet.

The following table shows the flow in gallons per minute for various sizes of hoses in open-end discharge service.

OPEN-END FLOW (GPM)																			
Pressure at Inlet, psi	Hose Length, feet									Pressure at Inlet, psi	Hose Length, feet								
	25	50	75	100	125	150	200	300	25		50	75	100	125	150	200	300		
1/2" hose	30	10.4	6.2	5.6	4.8	4.3	3.8	3.3	2.6	1" hose	30	68.0	46.2	37.5	32.0	28.5	25.8	22.0	17.8
	40	12.1	8.5	6.2	5.6	5.0	4.5	3.8	3.2		40	79.0	54.4	44.0	37.5	33.0	30.0	25.8	20.8
	50	13.8	9.4	7.5	6.4	5.6	5.1	4.0	3.5		50	89.0	62.0	49.0	42.0	37.5	34.0	29.0	23.3
	60	15.2	10.4	8.5	7.1	6.2	5.6	4.9	3.8		60	100.0	68.0	54.4	46.2	41.8	37.5	32.0	25.8
	70	16.6	11.2	9.0	7.8	6.8	6.2	5.3	4.2		70	—	74.0	59.0	51.0	45.0	40.8	37.3	28.0
	80	18.0	12.1	9.8	8.5	7.3	6.6	5.6	4.5		80	—	79.0	63.0	54.4	48.0	43.0	37.5	30.0
	90	19.0	13.0	10.4	8.8	7.7	7.1	6.0	4.8		90	—	84.0	68.0	58.0	51.8	46.2	40.0	32.0
5/8" hose	100	20.1	13.8	11.0	9.4	8.5	7.5	6.4	4.9	100	—	89.0	71.0	62.0	54.4	49.0	42.0	34.0	
	125	22.8	15.5	12.5	10.5	9.4	8.5	7.2	5.8	125	—	101.0	80.0	68.0	62.0	55.8	47.8	38.0	
	30	18.1	12.5	10.3	8.7	7.7	7.0	6.0	4.9	1 1/4" hose	50	—	110.0	85.0	72.0	56.0	58.0	50.0	42.0
	40	21.4	14.8	12.5	10.3	9.0	8.3	7.0	5.7		75	—	130.0	110.0	90.0	80.0	73.0	64.0	52.0
	50	23.9	16.5	13.2	11.4	10.3	9.2	7.9	6.3		100	—	150.0	125.0	110.0	92.0	85.0	73.0	58.0
	60	26.5	18.1	14.8	12.5	11.2	10.3	8.7	7.0		150	—	—	150.0	130.0	120.0	110.0	90.0	67.0
	70	27.5	20.0	16.0	13.7	12.0	11.0	10.0	7.6	1 3/8" hose	50	—	140.0	115.0	96.0	85.0	75.0	65.0	54.0
80	30.6	21.4	16.8	14.8	13.0	11.8	10.3	8.3	75		—	170.0	140.0	125.0	110.0	96.0	84.0	67.0	
90	32.5	22.5	18.1	15.5	14.0	12.5	10.5	8.7	100		—	205.0	160.0	140.0	125.0	110.0	96.0	75.0	
100	34.5	23.9	19.0	16.6	14.8	13.2	11.4	9.2	150		—	—	205.0	170.0	155.0	140.0	125.0	97.0	
3/4" hose	125	39.0	27.0	21.5	18.5	16.6	15.0	12.9	10.5	1 1/2" hose	50	—	180.0	150.0	130.0	120.0	105.0	90.0	74.0
	30	31.0	21.3	17.2	14.8	13.0	11.8	10.2	8.2		75	—	230.0	180.0	160.0	145.0	130.0	120.0	90.0
	40	36.0	25.0	20.0	17.2	15.2	13.8	11.8	9.4		100	—	260.0	220.0	180.0	170.0	150.0	130.0	105.0
	50	41.0	28.0	22.5	19.2	17.2	15.5	13.2	10.7		150	—	—	260.0	230.0	205.0	180.0	160.0	130.0
	60	45.5	31.0	25.0	21.3	19.0	17.2	14.8	11.8	2" hose	50	—	380.0	310.0	270.0	240.0	210.0	180.0	150.0
	70	49.5	34.0	27.2	23.5	21.0	18.8	17.1	12.8		75	—	480.0	380.0	330.0	290.0	270.0	230.0	180.0
	80	53.0	36.0	29.1	25.0	22.0	20.0	17.2	13.8		100	—	550.0	450.0	380.0	350.0	310.0	260.0	215.0
90	56.2	39.0	31.0	27.0	23.8	21.3	18.2	14.8	125		—	—	550.0	480.0	425.0	380.0	330.0	265.0	
100	60.0	41.0	33.0	28.0	25.0	22.6	19.2	15.5											
125	68.0	46.0	37.5	32.0	23.0	25.8	21.8	17.5											

AIR &
MULTIPURPOSE
General Purpose
Heavy Duty
Push-on

CHEMICAL
TRANSFER

CLEANING
EQUIPMENT

FOOD
Transfer
Washdown

MARINE

MATERIAL
HANDLING
Abrasives
Bulk Transfer
Cement & Concrete

MINING

PETROLEUM
Aircraft Fueling
Dispensing
Dock
Transfer

SPRAY

STEAM

VACUUM

VEYANCE

WATER
Discharge
Suction &
Discharge
Washdown

WELDING

COUPLING
SYSTEMS

APPENDIX

APPENDIX C

GENERAL INFORMATION

AIR &
MULTIPURPOSE
General Purpose
Heavy Duty
Push-on

CHEMICAL
TRANSFER

CLEANING
EQUIPMENT

FOOD
Transfer
Washdown

MARINE

MATERIAL
HANDLING
Abrasives
Bulk Transfer
Cement & Concrete

MINING

PETROLEUM
Aircraft Fueling
Dispensing
Dock
Transfer

SPRAY

STEAM

VACUUM

VEYANCE

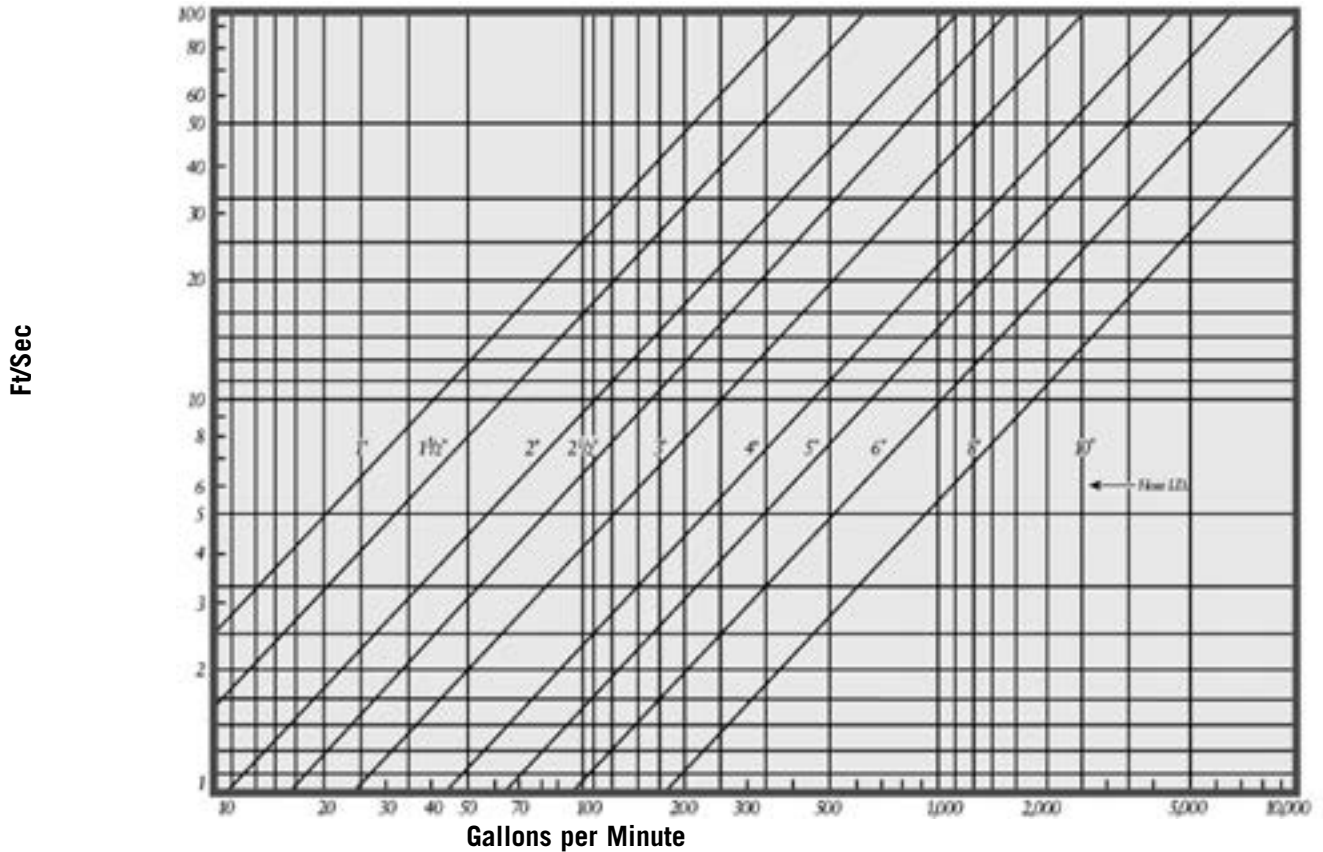
WATER
Discharge
Suction &
Discharge
Washdown

WELDING

COUPLING
SYSTEMS

FLUID VELOCITY VS. FLOW RATE

The graph below illustrates the fluid velocity for flow rates up to 10,000 GPM for hose from 1" through 10" ID



GENERAL INFORMATION

RMA OIL AND GASOLINE RESISTANCE

Rubber hose is used to convey petroleum products both in the crude and refined stages. The aromatic content of refined gasoline is often adjusted to control the octane rating. The presence of aromatic hydrocarbons in this fuel generally has a greater effect on rubber components than do aliphatic hydrocarbons. Aromatic materials in contact with rubber tend to soften it and reduce its physical properties. For long-lasting service, the buyer of gasoline hose should inform the hose manufacturer of the aromatic content of the fuel to be handled so that the proper tube compound can be recommended for the specific application.

The effects of oil on rubber depend on a number of factors that include the type of rubber compound the composition of the oil, the temperature and time of exposure. Rubber compounds can be classified as to their degree of oil resistance based on their physical properties after exposure to a standard test fluid. In this RMA classification, the rubber samples are immersed in IRM 903 oil at 100°C for 70 hours. (See ASTM Method D-471 for a detailed description of the oil and the testing procedure.) As a guide to the user of hose in contact with oil, the oil resistance classes and a corresponding description are listed.

(Reprinted From RMA Hose Handbook IP-2 2003 Edition)

PHYSICAL PROPERTIES AFTER EXPOSURE TO OIL

	VOLUME CHANGE MAXIMUM	TENSILE STRENGTH RETAINED
Class A (High Oil Resistance)	+25%	80%
Class B (Medium Oil Resistance)	+65%	50%
Class C (Limited Oil Resistance)	+100%	40%

AIR &
MULTIPURPOSE
General Purpose
Heavy Duty
Push-on

CHEMICAL
TRANSFER

CLEANING
EQUIPMENT

FOOD
Transfer
Washdown

MARINE

MATERIAL
HANDLING
Abrasives
Bulk Transfer
Cement & Concrete

MINING

PETROLEUM
Aircraft Fueling
Dispensing
Dock
Transfer

SPRAY

STEAM

VACUUM

VEYANCE

WATER
Discharge
Suction &
Discharge
Washdown

WELDING

COUPLING
SYSTEMS

APPENDIX

APPENDIX C

GENERAL INFORMATION

FOOD HOSE STANDARDS

FDA Compliant

All Goodyear Engineered Products hoses having the "FDA" designation have tubes made with FDA/USDA compliant materials. The requirements for rubber tubes are described in the Code of Federal Regulations standard 21 CFR 177.2600 while plastic tubes are described in 21 CFR 175.300.

NSF 61

Clear Pliovic® tubes are certified as meeting the NSF 61 potable water standard.

3-A Sanitary

All Goodyear Engineered Products rubber hoses having the "3-A" designation meet the requirements of the dairy industrial standard described in 3-A Sanitary Standard 18-03, Class III which determines rubber materials suitable for temperature of exposure to product up to 120°F and temperature of exposure to chemical solutions used in cleaning and bacterial treatment up to 180°F.

All Goodyear Engineered Products plastic hoses having the "3-A" designation meet the requirements of the dairy industrial standard described in 3-A Sanitary Standard 20-20 and are recommended for transmission of raw and pasteurized milk and other high water content dairy items.

In order to ensure compliance with the above standards, all Goodyear Engineered Products hoses shall be thoroughly cleansed prior to their first use in accordance with good manufacturing and use practices.

AIR &
MULTIPURPOSE
General Purpose
Heavy Duty
Push-on

CHEMICAL
TRANSFER

CLEANING
EQUIPMENT

FOOD
Transfer
Washdown

MARINE

MATERIAL
HANDLING
Abrasives
Bulk Transfer
Cement & Concrete

MINING

PETROLEUM
Aircraft Fueling
Dispensing
Dock
Transfer

SPRAY

STEAM

VACUUM

VEYANCE

WATER
Discharge
Suction &
Discharge
Washdown

WELDING

COUPLING
SYSTEMS

APPENDIX



GENERAL INFORMATION

PRECAUTIONS FOR WELDING HOSE USE

- FOREWORD:** This bulletin is issued to alert dealers and users of welding hose that special hose may be necessary for use with certain fuel gases.
- SCOPE:** This bulletin relates to welding hose manufactured in conformance to RMA/CGA specification or to welding hose conforming to individual manufacturer or user specifications.
- CAUTION:** The fuel gases listed below are recorded to alert welding hose users to a potential hazard with these or similar gases. It should be noted that no condemnation of any of the gases listed is intended. The purpose is to advise against the use of hose that may not be designed for a particular gas or pressure. A user of any fuel gas is urged to relate the type of gas along with the expected working pressure (regulator setting) to the hose manufacturer for a specific hose recommendation.
- ALERT LISTING:** These and similar fuel gases may damage some grades or types of welding hose:
- APACHI, FLAMEX, MAPP, PROPANE, PROPYLENE.**
- Use of the indicated or similar fuel gases at regulator settings above 40 psi may be particularly hazardous.
- Users are also alerted against the use of ACETYLENE at any pressure above 15 psi.

IN-SERVICE CAUTION:

- The user is first cautioned to shut off the gas at the torch and then at the regulator or supply source when the torch will not be used for periods in excess of 30 minutes, in order to limit permeation of gas through the hose wall.
- The user is further cautioned not to shut off the fuel gas at the regulator or supply source first as a flashback may result and thereby damage the hose.
- Adequate ventilation must be provided in confined areas where fuel gas is being used to prevent the accumulation or concentration of gas that could be explosive or otherwise harmful to personnel.

WARNING:

THE USE OF CERTAIN FUEL GASES MAY DAMAGE WELDING HOSE AND LEAD TO FIRES AND EXPLOSIONS.

AIR &
MULTIPURPOSE
*General Purpose
Heavy Duty
Push-on*

CHEMICAL
TRANSFER

CLEANING
EQUIPMENT

FOOD
*Transfer
Washdown*

MARINE

MATERIAL
HANDLING
*Abrasives
Bulk Transfer
Cement & Concrete*

MINING

PETROLEUM
*Aircraft Fueling
Dispensing
Dock
Transfer*

SPRAY

STEAM

VACUUM

VEYANCE

WATER
*Discharge
Suction &
Discharge
Washdown*

WELDING

COUPLING
SYSTEMS

APPENDIX

APPENDIX D

GENERAL INFORMATION

AIR &
MULTIPURPOSE
General Purpose
Heavy Duty
Push-on

CHEMICAL
TRANSFER

CLEANING
EQUIPMENT

FOOD
Transfer
Washdown

MARINE

MATERIAL
HANDLING
Abrasives
Bulk Transfer
Cement & Concrete

MINING

PETROLEUM
Aircraft Fueling
Dispensing
Dock
Transfer

SPRAY

STEAM

VACUUM

VEYANCE

WATER
Discharge
Suction &
Discharge
Washdown

WELDING

COUPLING
SYSTEMS

PRODUCTION RUN MINIMUM REQUIREMENTS KEY

ORDER CODE PREFIX	MANUFACTURING FACILITY	SIZE (ID)	CONSTRUCTION	MINIMUM PRODUCTION RUN
532	Norfolk	3/16"-2"	Textile Reinforcement	2,500 feet
		3/16"-2"	Wire Reinforcement	2,500 feet
535	Norfolk	3/16"-1/2"	Textile Reinforcement	5,000 feet
		5/8"-2"		2,500 feet
536	Norfolk	3/16"-1/2"	Textile Reinforcement	2,500 feet
		5/8"-2"		2,500 feet
537	Cosmoflex	1 1/4"-1 1/2"		4,500 feet
		2"		4,500 feet
		2 1/2"-3"		4,500 feet
		4"		3,300 feet
539	Norfolk	3/16"-1/2"	Wire Reinforcement	5,000 feet
		5/8"-2"		2,500 feet
540	Cosmoflex	1/4"-3/8"		15,000 feet
		1/2"-1"		5,000 feet
541	Granford	1"-12"	Hand Built	Built to length, Max 100'
		12"-18"	Hand Built	Built to length, Max 50'
542	Granford	1/2"-6 5/8"	Ply or Ply with Helic Wire	400 feet increments ¹
543	Granford	1/2"-6 5/8"	Ply or Ply with Helic Wire	400 feet increments ¹
546	Granford	1/2"-6 5/8"	Ply or Ply with Helic Wire	400 feet increments ¹
549	Granford	1/2"-6 5/8"	Ply or Ply with Helic Wire	400 feet increments ¹
569*	Mt. Pleasant	3/16"-1 1/2"		5,000 feet
586	Cosmoflex	3/4"-1"		3,000 feet
		1 1/4"-2"		2,000 feet
		2 1/2"-3"		1,000 feet
		4"		700 feet
		5"		500 feet
		6"		300 feet
		7"		200 feet
		8"-10"		200 feet
595*	Mt. Pleasant	3/16"-1/2"		5,000 feet
		5/8"-1"		5,000 feet
		1 1/4"-2"		5,000 feet
598*	Mt. Pleasant	3/16"-1/2"		5,000 feet
		5/8"-1"		5,000 feet
		1 1/4"-2"		5,000 feet

Note: Certain special manufacturing items may require longer minimum runs.

Samples: Contact Customer Service for sample availability.

*Minimum production runs are a guide only, they are subject to change without notification.

¹Granford hoses with ply/helic wire construction in 6" ID and above require a 200' increment production run.

GENERAL INFORMATION

CARE, MAINTENANCE AND STORAGE

Reprinted from RMA Hose Handbook IP-2 Seventh Edition 2003

Hose has a limited life and the user must be alert to signs of impending failure, particularly when the conditions of service include high working pressures and/or the conveyance or containment of hazardous materials. The periodic inspection and testing procedures described here provide a schedule of specific measures which constitute a minimum level of user action to detect signs indicating hose deterioration or loss of performance before conditions leading to malfunction or failure are reached.

SAFETY WARNING:

Failure to properly follow the manufacturer's recommended procedures for the care, maintenance and storage of a particular hose might result in its failure to perform in the manner intended and might result in possible damage to property and serious bodily injury.

General instructions are also described for the proper storage of hose to minimize deterioration from exposure to elements or environments which are known to be deleterious to rubber products. Proper storage conditions can enhance and extend substantially the ultimate life of hose products.

General Care and Maintenance

Hose should not be subjected to any form of abuse in service. It should be handled with reasonable care. Hose should not be dragged over sharp or abrasive surfaces unless specifically designed for such service. Care should be taken to protect hose from severe end loads for which the hose or hose assembly were not designed. Hose should be used at or below its rated working pressure; any changes in pressure should be made gradually so as not to subject the hose to excessive surge pressures. Hose should not be kinked or be run over by equipment. In handling large size hose, dollies should be used whenever possible; slings or handling rigs, properly placed, should be used to support heavy hose used in oil suction and discharge service.

General Test & Inspection Procedures

An inspection and hydrostatic test should be made at periodic intervals to determine if a hose is suitable for continued service. A visual inspection of the hose should be made for loose covers, kinks, bulges or soft spots which might indicate broken or displaced reinforcement. The couplings or fittings should be closely examined and, if there is any sign of movement of the hose from the couplings, the hose should be removed from service.

The periodic inspection should include a hydrostatic test for one minute at 150% of the recommended working pressure of the hose. An exception to this would be the woven jacketed fire hose.* During the hydrostatic test, the hose should be straight, not coiled or in a kinked position. Water is the usual test medium and, following the test, the hose may be flushed with

alcohol to remove traces of moisture. A regular schedule for testing should be followed and inspection records maintained. **SAFETY WARNING:** Before conducting any pressure tests on hose, provisions must be made to ensure the safety of the personnel performing the tests and to prevent any possible damage to property. Only trained personnel using proper tools and procedures should conduct any pressure tests.

1. Air or any other compressible gas must never be used as the test media because of the explosive action of the hose should a failure occur. Such a failure might result in possible damage to property and serious bodily injury.
2. Air should be removed from the hose by bleeding it through an outlet valve while the hose is being filled with the test medium.
3. Hose to be pressure tested must be restrained by placing steel rods or straps close to each end and at approximate 10-foot (3m) intervals along its length to keep the hose from "whipping" if failure occurs; the steel rods or straps are to be anchored firmly to the test structure but in such a manner that they do not contact the hose which must be free to move.
4. The outlet end of the hose is to be bulwarked so that a blown-out fitting will be stopped.
5. Provisions must be made to protect testing personnel from the forces of the pressure media if a failure occurs.
6. Testing personnel must never stand in front of or in back of the ends of a hose being pressure tested.

Continued on next page

*Woven jacket fire hoses should be tested in accordance with the service test provisions contained in the current edition of National Fire Protection Association Bulletin No. 1962 - Standard for the Care, Use and Service Testing of Fire Hose.

APPENDIX E

AIR &
MULTIPURPOSE
General Purpose
Heavy Duty
Push-on

CHEMICAL
TRANSFER

CLEANING
EQUIPMENT

FOOD
Transfer
Washdown

MARINE

MATERIAL
HANDLING
Abrasives
Bulk Transfer
Cement & Concrete

MINING

PETROLEUM
Aircraft Fueling
Dispensing
Dock
Transfer

SPRAY

STEAM

VACUUM

VEYANCE

WATER
Discharge
Suction &
Discharge
Washdown

WELDING

COUPLING
SYSTEMS

APPENDIX

CARE, MAINTENANCE AND STORAGE (continued)

7. When liquids such as gasoline, oil, solvent or other hazardous fluids are used as the test fluid, precautions must be taken to protect against fire or other damage should a hose fail and the test liquid be sprayed over the surrounding area.

The Rubber Manufacturers Association has published separately a series of Hose Technical Information bulletins describing Maintenance, Testing and Inspection recommendations. Reference should be made to the current RMA Catalog of Publications to determine the availability of the latest edition. Bulletins published as of January 2003 include the following:

Publication No.

IP 11-1- Steam Hose
IP 11-2- Anhydrous Ammonia Hose
IP 11-4- Oil Suction and Discharge Hose
IP 11-5- Welding Hose
IP 11-7- Chemical Hose
IP 11-8- Fuel Dispensing Hose

Storage

Rubber hose products in storage can be affected adversely by temperature, humidity, ozone, sunlight, oils, solvents, corrosive liquids and fumes, insects, rodents and radioactive materials.

The appropriate method for storing hose depends to a great extent on its size (diameter and length), the quantity to be stored and the way in which it is packaged. Hose should not be piled or stacked to such an extent that the weight of the stack creates distortions on the lengths stored at the bottom. Since hose products vary considerably in size, weight and length, it is not practical to establish definite recommendations on this point. Hose having a very light wall will not support as much load as could a hose having a heavier wall or hose having a wire reinforcement. Hose which is shipped in coils or bales should be stored so that the coils are in a horizontal plane.

Whenever feasible, rubber hose products should be stored in their original shipping containers, especially when such containers are wooden crates or cardboard cartons which provide some protection against the deteriorating effects of oils, solvents and corrosive liquids; shipping containers also afford

some protection against ozone and sunlight. Certain rodents and insects will damage rubber hose products, and adequate protection from them should be provided.

Cotton-jacketed hose should be protected against fungal growths if the hose is to be stored for prolonged periods in humidity conditions in excess of 70%.

The ideal temperature for the storage of rubber products ranges from 50°F to 70°F (10°C to 21°C) with a maximum limit of 100°F (38°C). If stored below 32°F (0°C), some rubber products become stiff and would require warming before being placed in service. Rubber products should not be stored near sources of heat, such as radiators, base heaters, etc., nor should they be stored under conditions of high or low humidity.

To avoid the adverse effects of high ozone concentration, rubber hose products should not be stored near electrical equipment that may generate ozone or be stored for any lengthy period in geographical areas of known high ozone concentration. Exposure to direct or reflected sunlight, even through windows, should also be avoided. Uncovered hose should not be stored under fluorescent or mercury lamps which generate light waves harmful to rubber.

Storage areas should be relatively cool and dark, and free of dampness and mildew. Items should be stored on a first-in, first-out basis, since even under the best of conditions, an unusually long shelf life could deteriorate certain rubber products.

U . S . A .
1 - 8 0 0 - 2 3 5 - 4 6 3 2
F A X 1 - 8 0 0 - 7 6 2 - 4 0 1 7

C A N A D A
1 - 8 8 8 - 2 7 5 - 4 3 9 7
F A X 1 - 8 8 8 - 4 6 4 - 4 3 9 7

GOODYEAREP.COM/HOSE



DISTRIBUTED BY:

The GOODYEAR (and Winged Foot Design) trademark is used by Veyance Technologies, Inc. under license from The Goodyear Tire & Rubber Company. Goodyear Engineered Products are manufactured and sourced exclusively by Veyance Technologies, Inc. or its affiliates. The following trademarks are licensed to Veyance Technologies, Inc. by The Goodyear Tire & Rubber Company, including Goodyear, Wingfoot, Explorer, Gemini, Hi-Miler, Horizon, Marathon, Spectra, Thor, Ultra-Grip, and Yukon.
©2011 Veyance Technologies, Inc. All Rights Reserved.